

## 810034 best fitment practices

Part Number: 810034

For Vehicle: Vauxhall and Opel range

To avoid any leaking issues with CSC 810034, Valeo Service advise completing the following steps:

Before fitting the unit, ensure the gearbox mating face is clean and clear from debris. If it is not this can cause the unit to sit unevenly on the gearbox (Fig 2) giving the potential for the back plate to be forced out by the hydraulic pressure (Fig 1).

When fitting the unit to the gearbox, be sure to tighten the bolts evenly and to the correct torque in order to guarantee that the unit sits square on the gearbox mating face. This will ensure the back plate is fully supported.

Check the hydraulic line for any defects or blockages. If the clutch pedal goes hard or does not return to its resting position after each depression during the bleeding process, do not continue to try and bleed the hydraulic system. Continuing to do so will result in too much fluid entering the fluid chamber within the CSC and will cause the piston retaining ring to move past its stopping point. In Fig 3 you can see deformation/rippling. This shows that the cylinder has been over stroked.




Fig 1

Unit returned has the back plate forced out; this is caused by the back plate not being supported by the gearbox mating face.

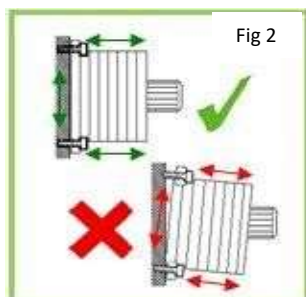


Fig 2

Ensure the gearbox mating face is clear from debris and the unit is sitting flush before tightening the bolts.



Fig 3

The piston retaining ring has deformation or rippling. This shows that the cylinder has been overstroked.




Fig 4

The piston retaining ring has no deformation or rippling. This shows that the cylinder has not been overstroked.