



Linking products with Technical Bulletins and Tools.

GATES REFERENCE:

MAKE:
MODEL:
MOTOR:
MOTOR CODE:


PowerGrip® Belts & Kits, Micro-V® Stretch Fit™.

VARIOUS.
Various.
Various.
Various.




Information printed on the labels of timing belts and kits.

To identify available technical information we use the icon 

The spanner icon  is used for the identification of the related installation tools.

The illustration below shows an example.



To correctly install belt 5408XS, you will need Timing Tool Kit GAT4620, and in Technical Bulletin # 001 (TB001) you can find tips and points of attention regarding the installation procedure for this drive system.

We have also added a referral to our web catalogue,

 www.gatesautocat.com where one can find:

- the Technical Bulletin
- the Product Information Sheet of the Tools
- the detailed and updated application data for this belt 5408XS

The same information is also on our PowerGrip® Kits labels.




Information printed on the Micro-V® Stretch Fit™ sleeves.

Cut the sleeve on the indicated cutting line to have the installation procedure in the logical order on the inside.



The correct SFT (Stretch Fit™ tool) can be found on the back of the sleeve (generation Horizon) on the front of the sleeve on the previous generation. The inside sleeve installation procedure repeats also the correct tool to be used for this application.



Correct tools are indicated per application in paper and online catalogue.

visit our web catalogue: <http://www.gatesautocat.com>

