

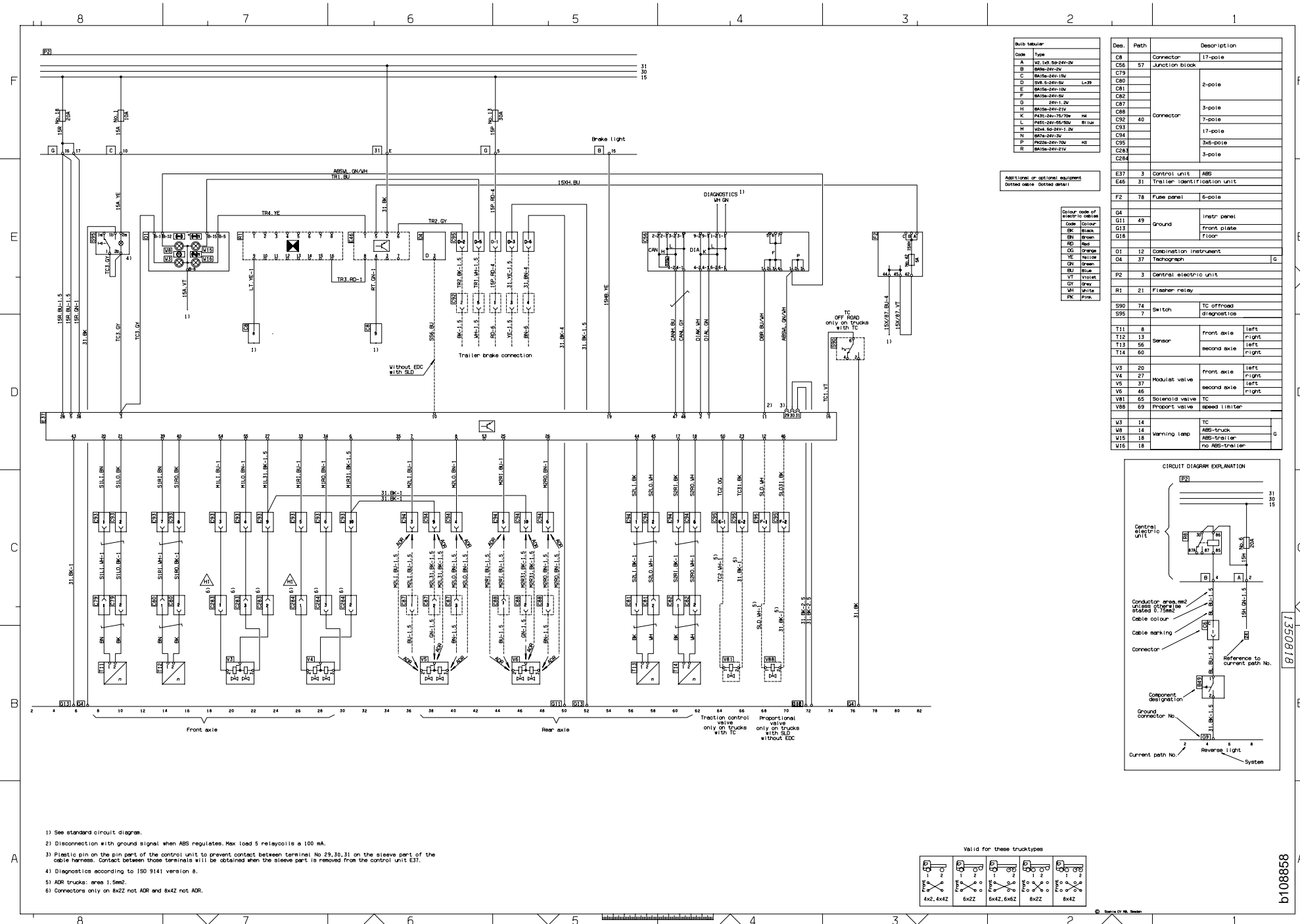


16:05-31

Utgåva/Issue/Ausgabe/Uitgave/Edición/Edition/Edizione/Painos 1

ABS Bosch CP12

**Kretsschema
Kretsschema
Circuit diagram
Stromkreitsplan
Circuitschema
Esquema del sistema
Schema de circuits
Schema cicuito
Perussähköjärjestelmän**



Build table:

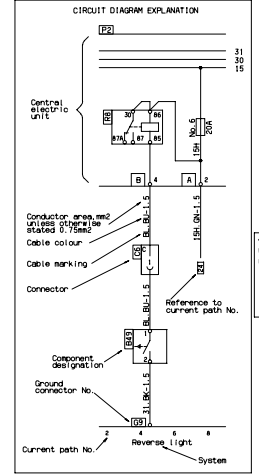
Code	Type
A	ISO 158-24V-2V
B	ISO 24V-2V
C	ISO 24V-12V
D	ISO 24V-12V L-3P
E	ISO 24V-12V
F	ISO 24V-2V
G	ISO 24V-2V
H	ISO 24V-24V
K	ISO 24V-70V HD
L	ISO 24V-55-50V E/12V
M	ISO 4.66-24V-1.2V
N	ISO 24V-2V
P	ISO 24V-70V HD
R	ISO 24V-24V

Additional or optional equipment
Dotted cable Dotted detail

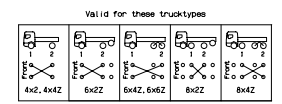
Colour code of electric cables

Code	Colour
BR	Brown
BN	Black
BL	Blue
BU	Blue
CO	Orange
CR	Red
GR	Green
GN	Green
OR	Orange
PK	Pink
RD	Red
TR	Yellow
VE	Yellow
WH	White
WT	White
GY	Grey
WH	White
PK	Pink

Des.	Path	Description
C8		Connector 17-pole
C36	57	Junction block
C79		
C80		
C81		
C82		
C87		
C88		
C92	40	Connector 2-pole
C93		
C94		
C95		
C283		
C284		
E37	3	Control unit ABS
E46	31	Trailer identification unit
F2	78	Fuse panel 6-pole
G4		
G11	49	Instr. panel
G13		Ground
G18		Floor
G1	12	Combination instrument
G4	37	Tachograph
P2	3	Central electric unit
R1	21	Flasher relay
S90	74	Switch TC offroad
S95	7	diagnostic
T11	8	front axle left
T12	13	front axle right
T13	56	left
T14	60	second axle right
V5	20	front axle left
V4	27	front axle right
V5	37	second axle left
V6	46	second axle right
V81	65	Solenoid valve TC
V88	69	Proport valve speed limiter
U3	14	TC
U8	14	ABS-truck
V15	18	ABS-trailer
V15	18	no ABS-trailer



- See standard circuit diagram.
- Disconnection with ground signal when ABS regulates. Max load 5 relays coils a 100 mA.
- Plastic pin on the pin part of the control unit to prevent contact between terminal No 29,30,31 on the sleeve part of the cable harness. Contact between those terminals will be obtained when the sleeve part is removed from the control unit E37.
- Diagnosics according to ISO 9141 version 8.
- ADR trucks: area 1.5em2.
- Connectors only on 8x2 not ADR and 6x2 not ADR.



b108858