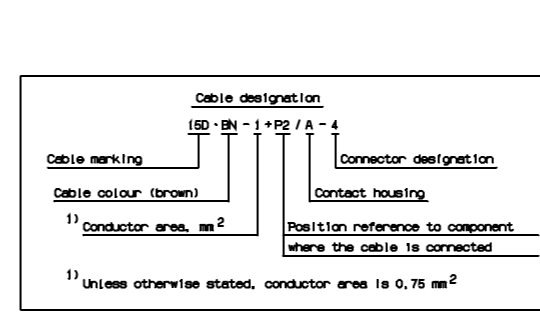
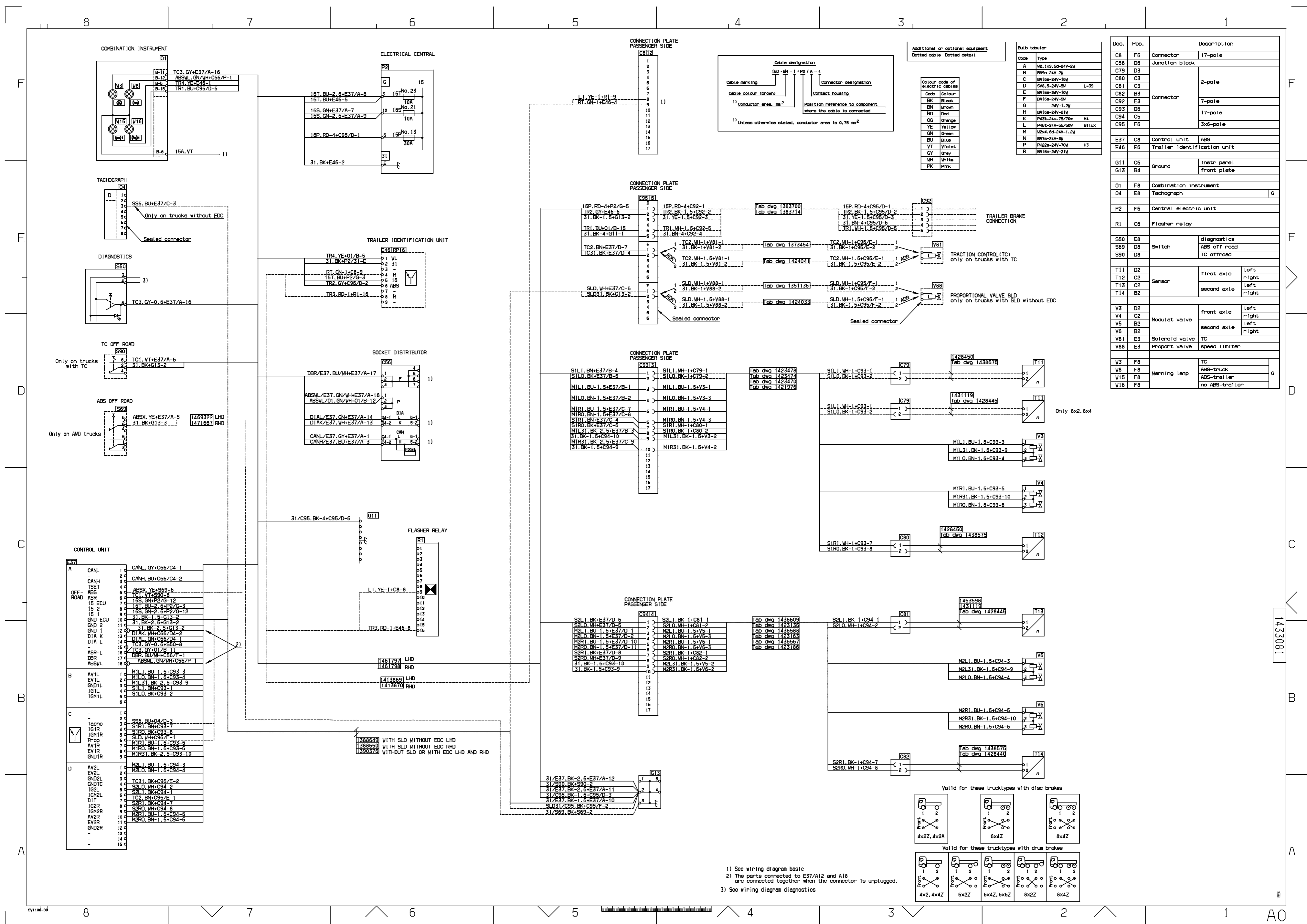


**16:05-36**

Edition 1

- ABS/TC Wabco "D", 4-kanal
- ABS/TC Wabco "D", 4 circuit
- ABS/TC Wabco "D", 4-Kanal
- ABS /TC Wabco "D", 4-kanaals
- ABS/TC Wabco "D", 4 canaux
- ABS/TC Wabco "D", 4 canais
- ABS/TC Wabco "D", de 4 canales
- ABS/TC Wabco "D", a 4 canali
- ABS/TC Wabco "D", 4-kanavainen
- ABS/TC Wabco "D", 4-kanałowy
- ABS/TC Wabco "D" 4-магістраль



**Additional or optional equipment**  
 Dotted cable Dotted detail

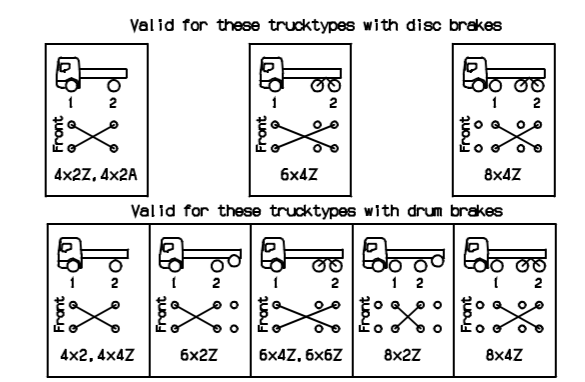
Code	Colour
BK	Black
BN	Brown
RD	Red
OG	Orange
YE	Yellow
GN	Green
BU	Blue
VT	Violet
GY	Grey
WH	White
PK	Pink

**Bulb tabular**

Code	Type
A	W, 1x5, 55-24V-2W
B	BW5-24V-2W
C	BW15-24V-15W
D	SW8, 5-24V-8W L-39
E	BW15-24V-10W
F	BW15-24V-8W
G	24V-1,2W
H	BW15-24V-21W
K	P43-24V-75/70w H4
L	P45-24V-55/60W B1lux
M	W24, 55-24V-1,2W
N	BW7-24V-3W
P	Pk22-24V-70W H8
R	BW15-24V-21W

Des.	Pos.	Description
C8	F6	Connector 17-pole
C56	D3	Junction block
C79	D6	
C80	C3	
C81	C3	2-pole
C82	B3	Connector
C92	E3	7-pole
C93	D5	
C94	C5	17-pole
C95	E5	3x6-pole
E37	C8	Control unit ABS
E46	E6	Trailer identification unit
G11	C6	
G13	B4	Ground Instr panel
		front plate
O1	F8	Combination Instrument
O4	E8	Tachograph
P2	F6	Central electric unit
R1	C6	Flasher relay
S50	E8	diagnostics
S69	D8	Switch ABS off road
S90	D8	TC offroad
T11	D2	Sensor first axle left
T12	C2	right
T13	C2	Sensor second axle left
T14	B2	right
V3	D2	Modulat valve front axle left
V4	C2	right
V5	B2	second axle left
V6	B2	right
V81	E3	Solenoid valve TC
V88	E3	Proport valve speed limiter
W3	F8	TC ABS-truck
W8	F8	ABS-trailer
W15	F8	no ABS-trailer
W16	F8	

- See wiring diagram basic
- The parts connected to E37/A12 and A18 are connected together when the connector is unplugged.
- See wiring diagram diagnostics



1433081

808