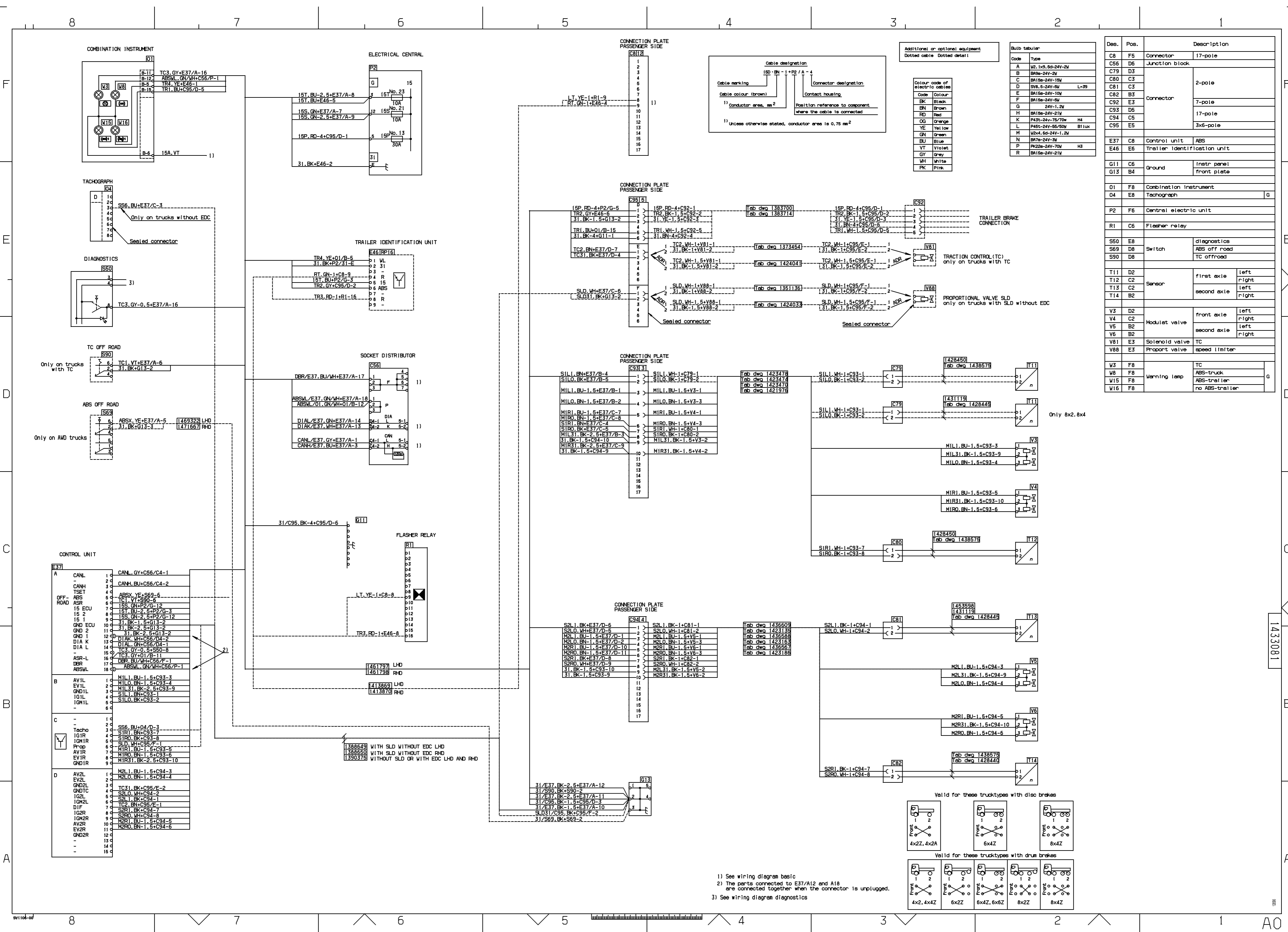




16:05-36

Edition 1

- ABS/TC Wabco "D", 4-kanal
- ABS/TC Wabco "D", 4 circuit
- ABS/TC Wabco "D", 4-Kanal
- ABS /TC Wabco "D", 4-kanaals
- ABS/TC Wabco "D", 4 canaux
- ABS/TC Wabco "D", 4 canais
- ABS/TC Wabco "D", de 4 canales
- ABS/TC Wabco "D", a 4 canali
- ABS/TC Wabco "D", 4-kanavainen
- ABS/TC Wabco "D", 4-kanałowy
- ABS/TC Wabco "D" 4-магістраль



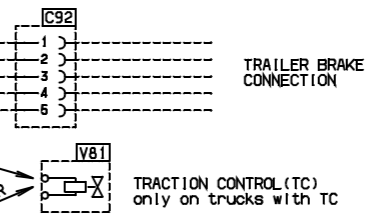
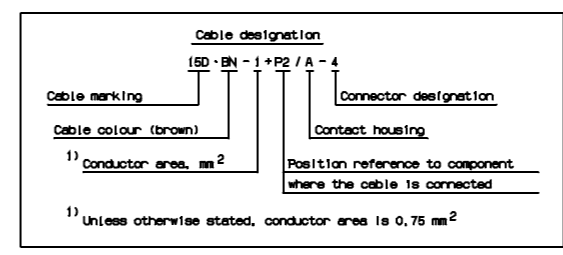
Additional or optional equipment
Dotted cable Dotted detail

Code	Colour
BN	Black
BR	Brown
RD	Red
OG	Orange
YE	Yellow
GN	Green
BU	Blue
VT	Violet
GY	Grey
WH	White
PK	Pink

Bulb tabular

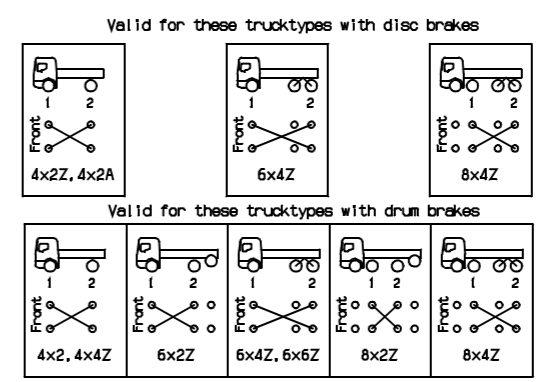
Code	Type
A	W. 1x5-55-24V-2W
B	BW5-24V-2W
C	BA15e-24V-15W
D	5W.5-24V-5W L-39
E	BA15e-24V-10W
F	BA15e-24V-6W
G	24V-1.2W
H	BA15e-24V-21W
K	P43t-24V-75/70w H4
L	P43t-24V-65/60W B1lux
M	W2x4.65-24V-1.2W
N	BA7e-24V-3W
P	Rx22e-24V-70W H8
R	BA15e-24V-21W

Des.	Pos.	Description
C8	F6	Connector 17-pole
C56	D3	Junction block
C79	D6	
C80	C3	2-pole
C81	C3	Connector
C82	B3	
C92	E3	7-pole
C93	D5	
C94	C5	17-pole
C95	E5	3x6-pole
E37	C8	Control unit ABS
E46	E6	Trailer identification unit
G11	C6	Instr panel
G13	B4	Ground front plate
O1	F8	Combination Instrument
O4	E8	Tachograph
P2	F6	Central electric unit
R1	C6	Flasher relay
S50	E8	diagnostics
S69	D8	Switch ABS off road
S90	D8	TC off road
T11	D2	first axle left
T12	C2	right
T13	C2	second axle left
T14	B2	right
V3	D2	front axle left
V4	C2	right
V5	B2	second axle left
V6	B2	right
V81	E3	Solenoid valve TC
V88	E3	Proport valve speed limiter
W3	F8	TC ABS-truck
W8	F8	ABS-trailer
W15	F8	no ABS-trailer
W16	F8	



Only 8x2, 8x4

- 1) See wiring diagram basic
- 2) The parts connected to E37/A12 and A18 are connected together when the connector is unplugged.
- 3) See wiring diagram diagnostics



1433081