

**SCANIA**

**16:14-05**

Utgåva/Issue/Ausgabe/Utgave/Edición/Edition/Edizione/Painos 1

**Stolar, el-anslutning till chassi**

**Seats, electrical connection to chassis**

**Sitze, elektrischer Anschluss an das Fahrgestell**

**Stoelen, elektrische aansluiting op chassis**

**Asientos, conexión eléctrica al chasis**

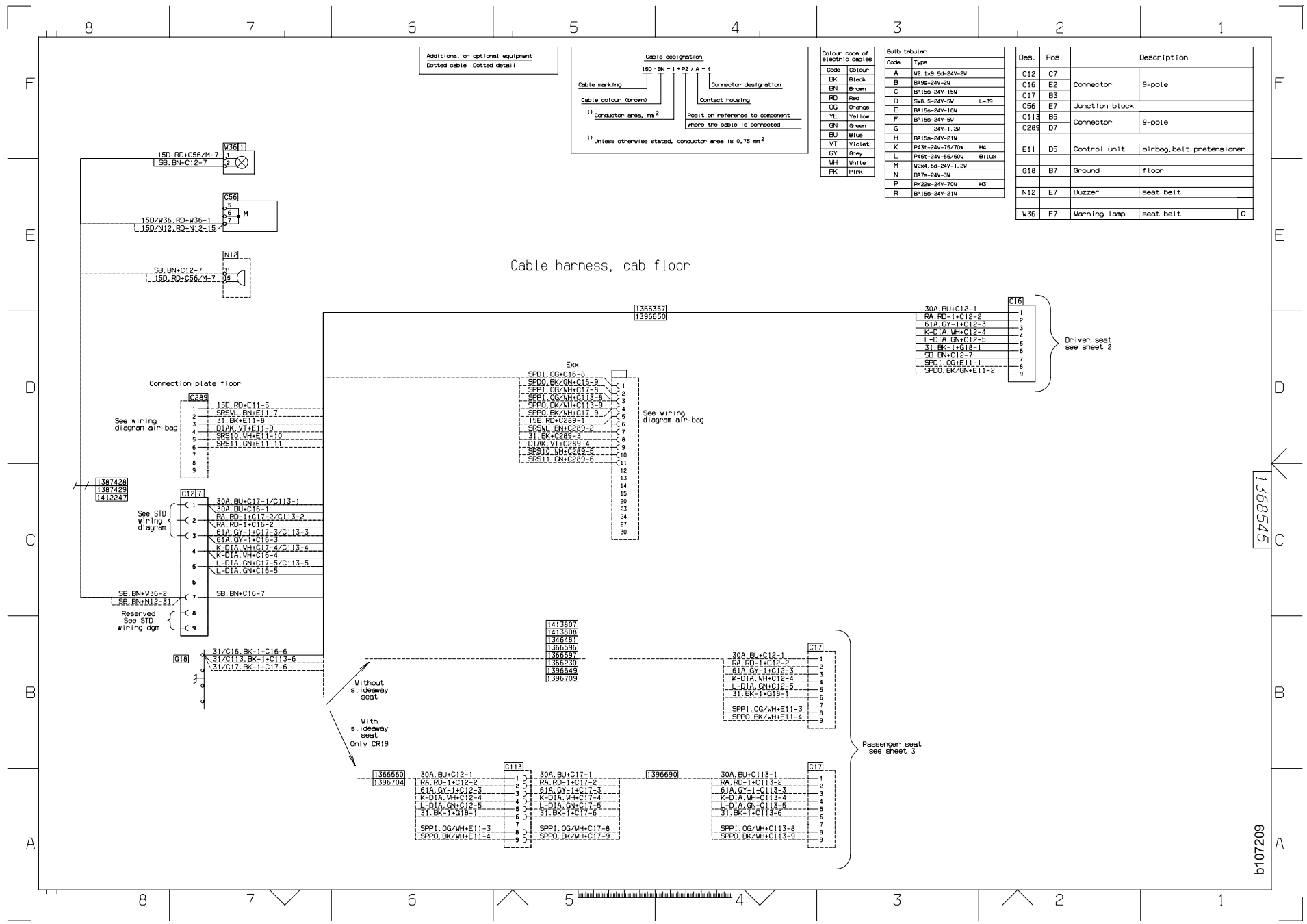
**Sièges, raccordements électriques au châssis**

**Sedili, connessioni elettriche al telaio**

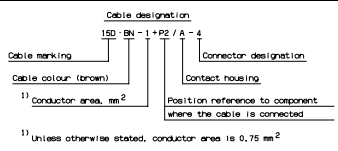
**Istuimet, sähköliitäntä alustan**

**Bancos, conexão elétrica para o chassi**

Förbindningschema  
Wiring diagram  
Verbindungsplan  
Bedradingsschema  
Diagrama de conexiones  
Schéma de réalisation  
Diagram connessioni  
Kytkentäkaavio



Additional or optional equipment  
Dotted cable Dotted detail



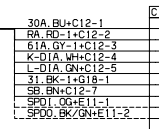
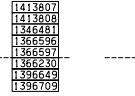
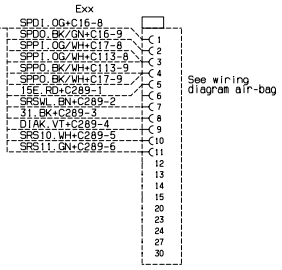
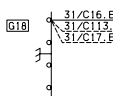
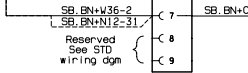
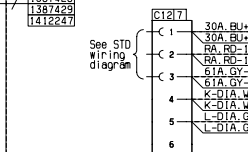
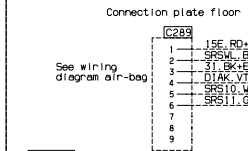
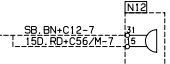
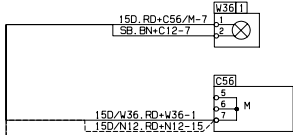
**Colour code of electric cables**

Code	Colour
BK	Black
BN	Brown
RD	Red
OG	Orange
YE	Yellow
GN	Green
BU	Blue
VT	Violet
GY	Grey
WH	White
PK	Pink

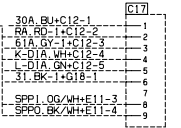
**Bulb tabular**

Code	Type
A	W2, 1x9, 5d-24V-2W
B	B9w-24V-2W
C	BA15s-24V-15W
D	SV8, 5-24V-6W L=39
E	BA15s-24V-10W
F	BA15s-24V-6W
G	24V-1,2W
H	BA15s-24V-21W
K	PK2s-24V-75/70W H4
L	PK4S-24V-55/50W B11ux
M	W2x4, 6d-24V-1,2W
N	BA7s-24V-3W
P	PK2s-24V-70W H3
R	BA15s-24V-21W

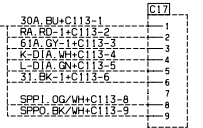
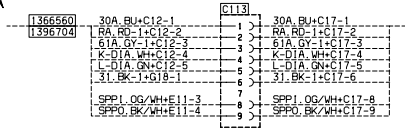
Des.	Pos.	Description
C12	C7	Connector 9-pole
C16	E2	Connector 9-pole
C17	B3	Connector 9-pole
C56	E7	Junction block
C113	B5	Connector 9-pole
C289	D7	Connector 9-pole
E11	D5	Control unit airbag, belt pretensioner
G18	B7	Ground floor
N12	E7	Buzzer seat belt
W36	F7	Warning lamp seat belt



Driver seat  
see sheet 2



Passenger seat  
see sheet 3



1368545

6020101