

Stolar, el-anslutning till chassi

Seats, electrical connection to chassis

Sitze, elektrischer Anschluss an das Fahrgestell

Stoelen, elektrische aansluiting op chassis

Asientos, conexión eléctrica al chasis

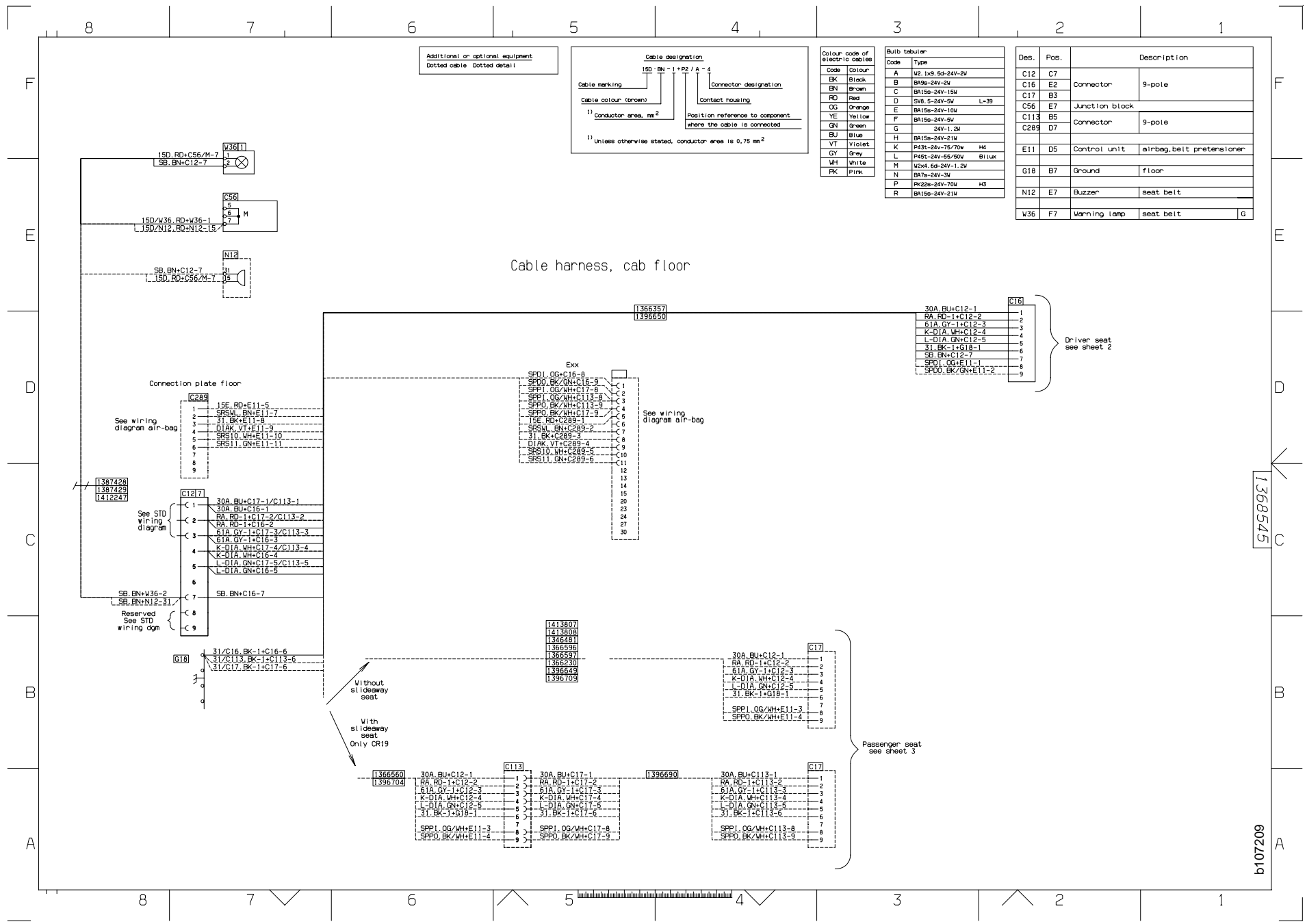
Sièges, raccordements électriques au châssis

Sedili, connessioni elettriche al telaio

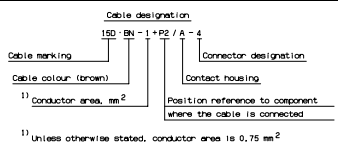
Istuimet, sähköliitännä alustan

Bancos, conexão elétrica para o chassi

Förbindningschema
Wiring diagram
Verbindungsplan
Bedradingsschema
Diagrama de conexiones
Schéma de réalisation
Diagrama conessioni
Kytkentäkaavio



Additional or optional equipment
Dotted cable Dotted detail



Colour code of electric cables

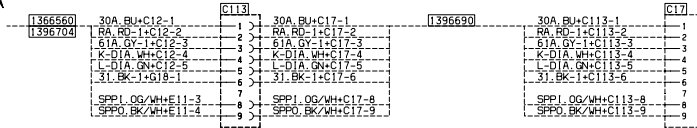
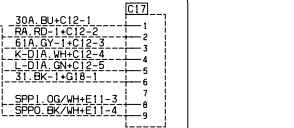
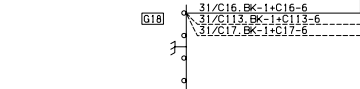
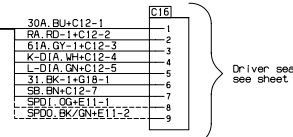
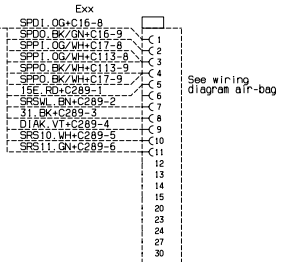
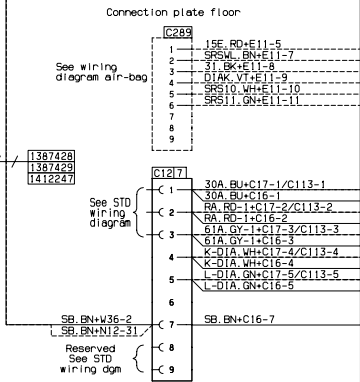
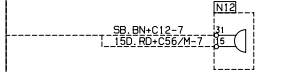
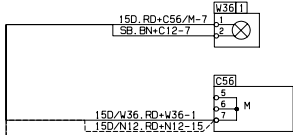
Code	Colour
BK	Black
BN	Brown
RD	Red
OG	Orange
YE	Yellow
GN	Green
BU	Blue
VT	Violet
GY	Grey
WH	White
PK	Pink

Bulb tabular

Code	Type
A	W2, 1x9, 5d-24V-2W
B	B9w-24V-2W
C	BA15s-24V-15W
D	SV8, 5-24V-5W L=39
E	BA15s-24V-10W
F	BA15s-24V-5W
G	24V-1,2W
H	BA15s-24V-21W
K	PK2s-24V-75/70W H4
L	PK4S-24V-55/50W B11ux
M	W2x4, 6d-24V-1,2W
N	BA7s-24V-3W
P	PK2s-24V-70W H3
R	BA15s-24V-21W

Des.	Pos.	Description
C12	C7	Connector
C16	E2	Connector
C17	B3	Connector
C56	E7	Junction block
C113	B5	Connector
C289	D7	Connector
E11	D5	Control unit
G18	B7	Ground
N12	E7	Buzzer
W36	F7	Warning lamp

Cable harness, cab floor



1368545

b107201