

16:14-37

Utgåva/Issue/Ausgabe/Uitgave/Edición/Edition/Edizione/Painos 1

ABS/TC Wabco "D" 6-kanal

ABS/TC Wabco "D", 6 circuit

ABS/TC Wabco "D", 6-Kanal

ABS /TC Wabco "D", 6-kanaals

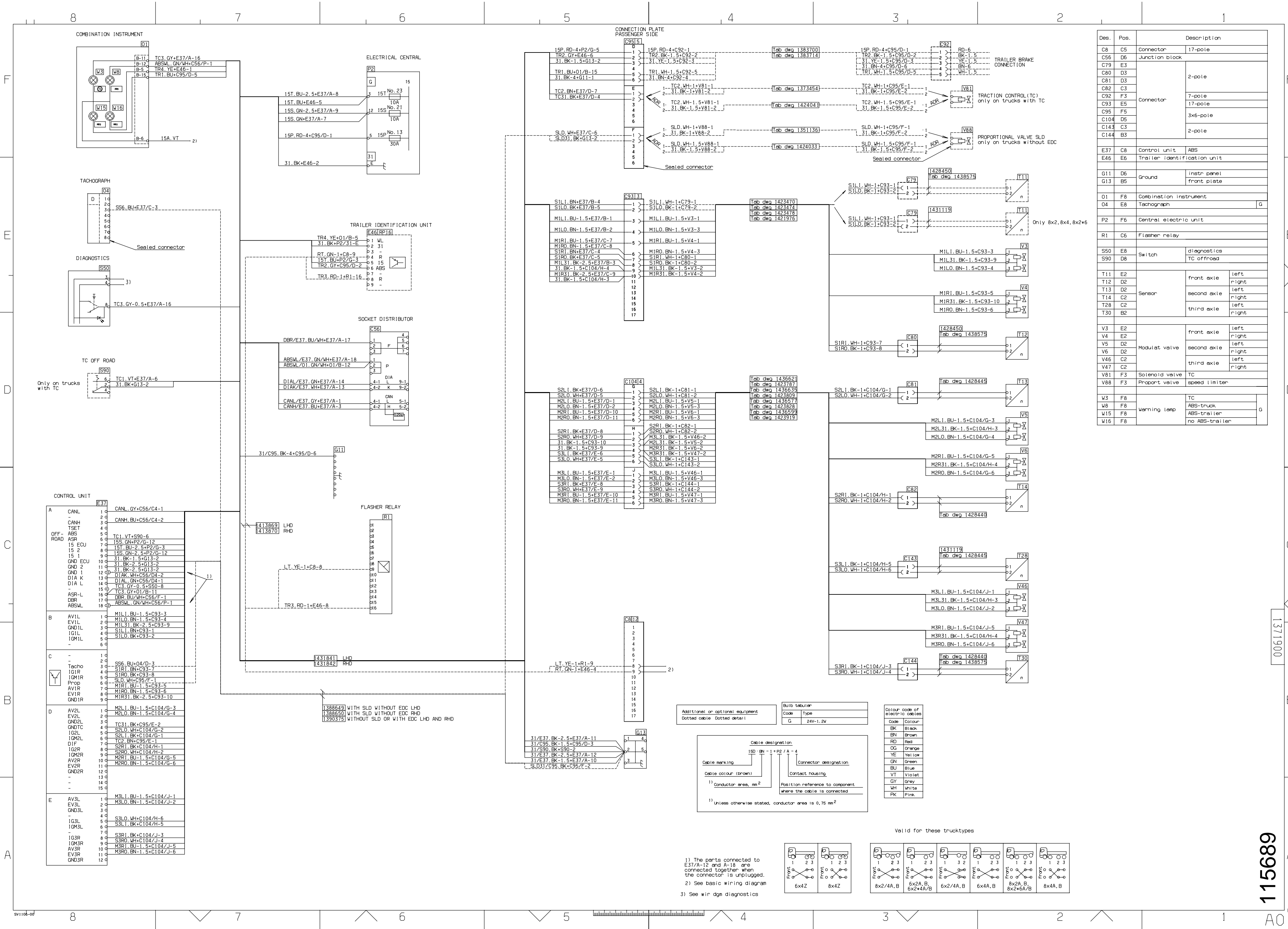
ABS/TC Wabco "D", de 6 canales

ABS/TC Wabco "D", 6 canaux

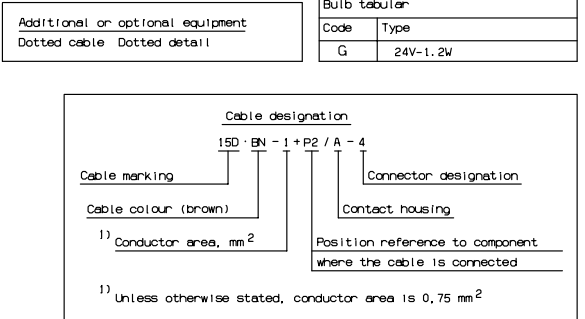
ABS/TC Wabco "D", a 6 canali

ABS/TC Wabco "D", 6-kanavainen

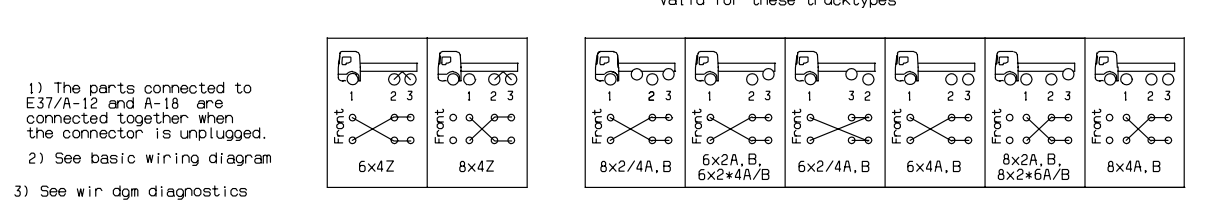
ABS/TC Wabco "D" 6 canais



Des.	Pos.	Description	
C8	C5	Connector 17-pole	
C56	D6	Junction block	
C79	E3	Connector	
C80	D3		
C81	D3		
C82	C3		
C92	F3	7-pole	
C93	E5	17-pole	
C95	F5	3x6-pole	
C104	D5	2-pole	
C143	C3		
C144	B3		
E37	C8	Control unit ABS	
E46	E6	Trailer identification unit	
G11	D6	Ground instr panel	
G13	B5	Ground front plate	
O1	F8	Combination instrument	
O4	E8	Tachograph	
P2	F6	Central electric unit	
R1	C6	Flasher relay	
S50	E8	Switch diagnostics	
S90	D8	Switch TC offroad	
T11	E2	Sensor	
T12	D2		front axle left
T13	D2		front axle right
T14	C2		second axle right
T28	C2	left	
T30	B2	third axle right	
V3	E2	front axle left	
V4	E2	front axle right	
V5	D2	second axle left	
V6	D2	second axle right	
V46	C2	third axle left	
V47	C2	third axle right	
V81	F3	Solenoid valve TC	
V88	F3	Proport valve speed limiter	
W3	F8	Warning lamp	
W5	F8		ABS-truck
W8	F8		ABS-trailer
W16	F8	no ABS-trailer	



Bulb tabular		Colour code of electric cables	
Code	Type	Code	Colour
G	24V-1.2V	BK	Black
		BN	Brown
		RD	Red
		OG	Orange
		YE	Yellow
		GN	Green
		BU	Blue
		VT	Violet
		GY	Grey
		WH	White
		PK	Pink



1) The parts connected to E37/A-12 and A-18 are connected together when the connector is unplugged.
 2) See basic wiring diagram.
 3) See wiring diagnostics.

115689