

16:52-52

Utgåva/Issue/Ausgabe/Uitgave/Edición/Édition/Edizione/Painos 1

Nod C

Node C

Knoten C

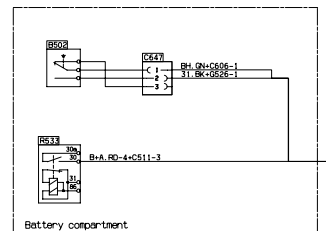
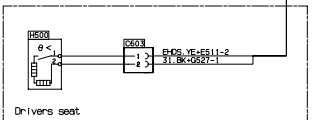
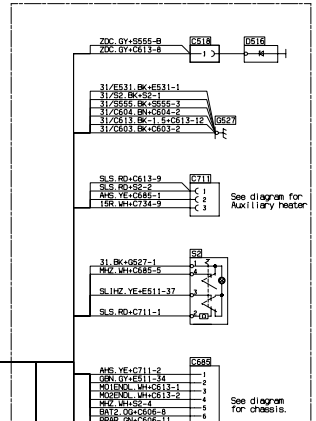
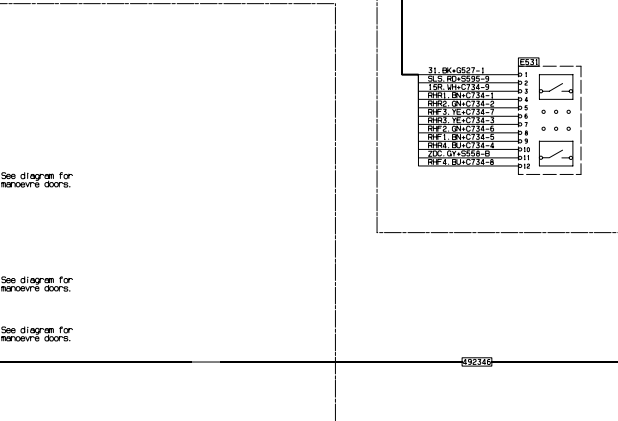
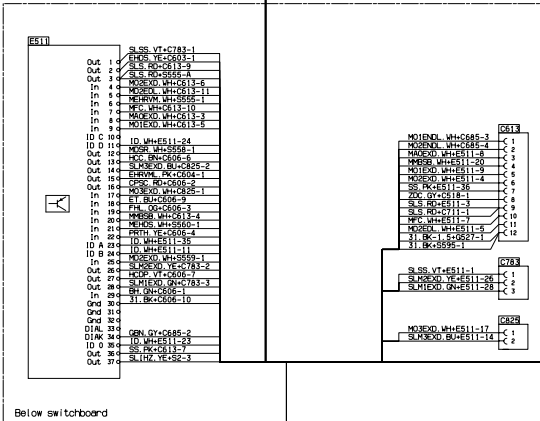
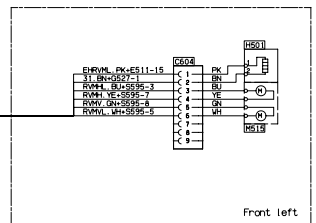
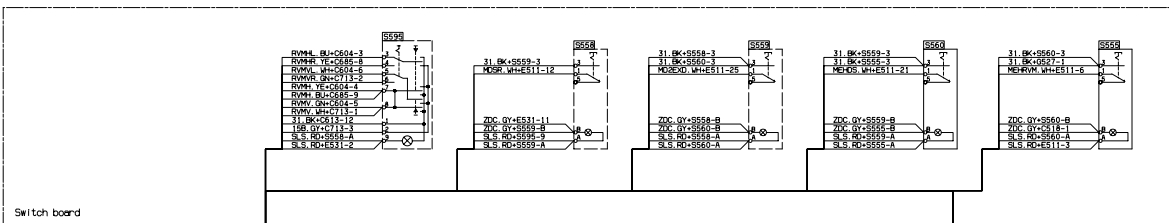
Vertakkingspunt C

Nodo C

Nod C

Nod C

Noodi C



Dev.	Pos.	Description
B502	B7	Switch
B503	B6	Switch
C511	B4	5-pole
C516	E2	1-pole
C603	C8	2-pole
C604	F2	9-pole
C606	C4	12-pole
C613	E6	3-pole
C647	B7	Connector
C648	B6	3-pole
C685	D2	3-pole
C711	D2	3-pole
C713	C2	3-pole
C734	C2	3-pole
C783	D2	3-pole
C825	D6	2-pole
D516	E2	Zener diode
E511	E8	Node
E531	E4	Manoeuvre unit
G526	B5	Ground
G527	E2	Ground
H500	C8	Heating element
H501	F2	EL heated rear left side
H503	B5	Motor
H512	F2	Motor unit
R533	A7	Battery master relay
S2	D2	hazard warning light
S556	F4	EL heated rear vu mirror
S558	F6	Diseng. stop request
S559	F5	Diseng. next doors
S560	F4	EL heated drivers seat
S593	F7	el. adj. rear mirror
T526	C5	Sensor
V510	B5	olenoid valve
V519	B5	olenoid valve

Code	Type	Color code of wire in cables
A	VE 1x6 5x24x2x	Black
B	6x24x2x	Blue
C	6x24x2x 1x6	Brown
D	5x6 5x24x2x L=39	Red
E	6x24x2x 1x6	Orange
F	6x24x2x 1x6	Yellow
G	24x1 2x	Green
H	6x24x2x 2x	Grey
K	6x24x2x 7x2x 1x6	Violet
L	6x24x2x 6x2x 1x6	White
M	6x24x2x 1x6	Dark blue
N	6x24x2x 3x	Light blue
P	6x24x2x 1x6	Light green
R	6x24x2x 2x	Pink

Additional or optional equipment
Dotted cable dotted detail

Power supply and communication for nodes are located on a separate drawing.