

**16:54-20**

Edition 1

**Mekanisk växellåda**

**Mechanical gearbox**

**Mechanisches Getriebe**

**Handgeschakelde versnellingsbak**

**Boîte de vitesses mécanique**

**Caja de cambios automática**

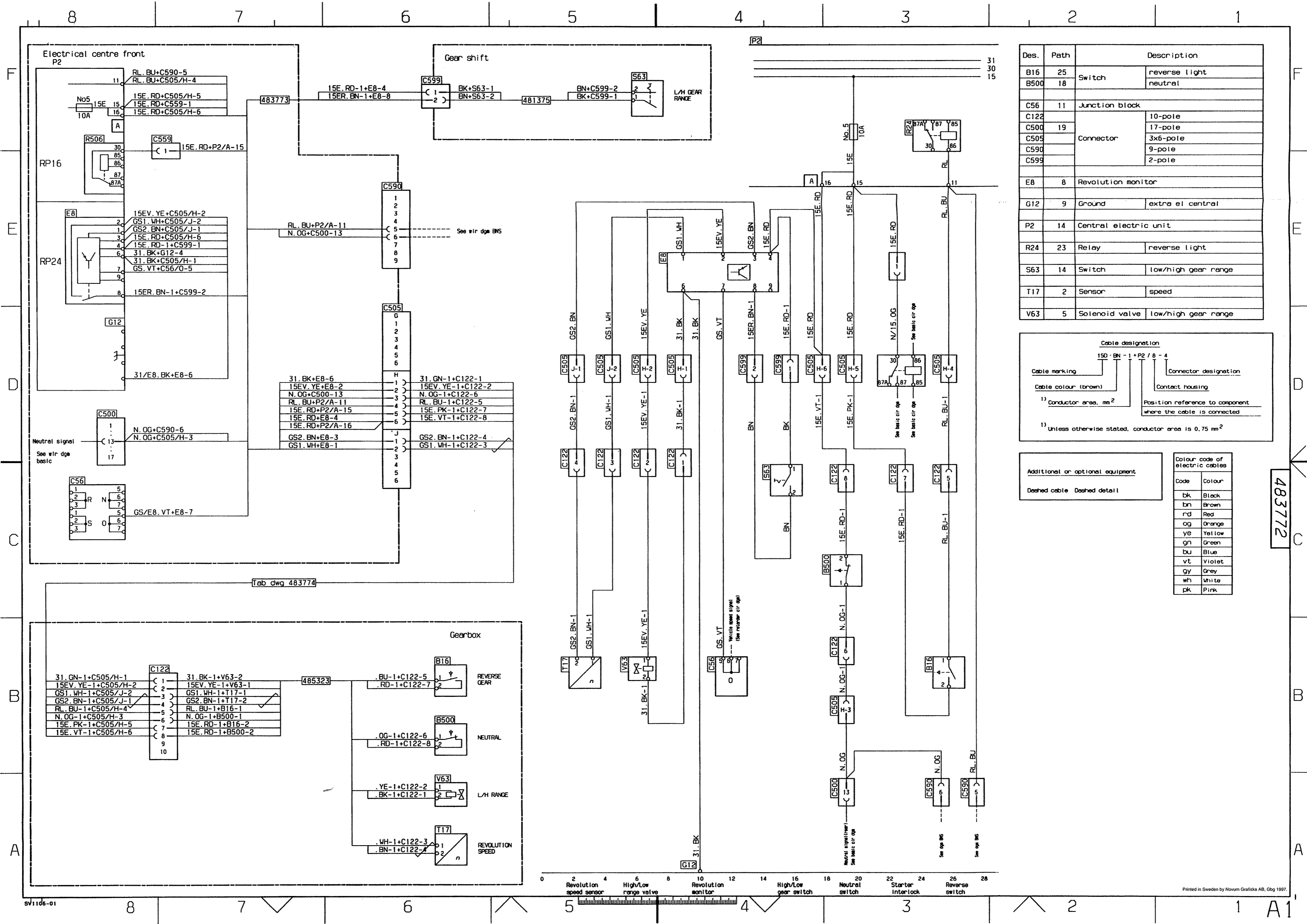
**Caixa de mudanças (velocidades) mecânica**

**Cambio meccanico**

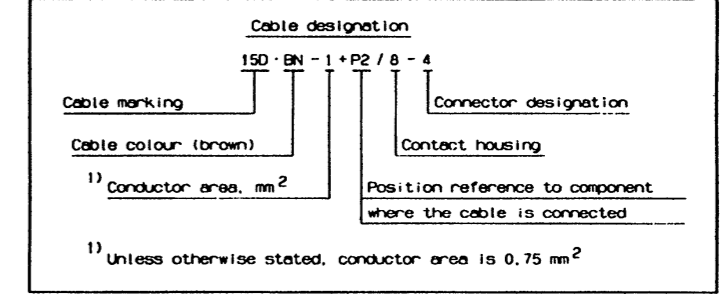
**Mekaaninen vaihteisto**

**Förbindningsschema, Wiring Diagram, Verbindungsplan,  
Bedradingsschema, Diagrama de conexiones, Schéma de  
réalisation, Schema dei collegamenti, Kytentäkaavio, Dia-  
grama de conexões**

**K/L/N**



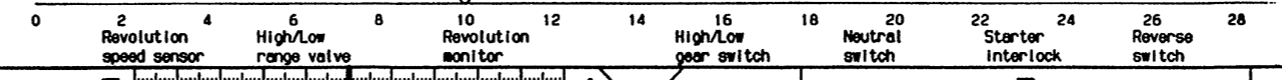
Des.	Path	Description
B16	25	reverse light
B500	18	Switch neutral
C56	11	Junction block
C122		10-pole
C500	19	Connector 17-pole
C505		3x6-pole
C590		9-pole
C599		2-pole
E8	8	Revolution monitor
G12	9	Ground extra el central
P2	14	Central electric unit
R24	23	Relay reverse light
S63	14	Switch low/high gear range
T17	2	Sensor speed
V63	5	Solenoid valve low/high gear range



Additional or optional equipment  
Dashed cable Dashed detail

**Colour code of electric cables**

Code	Colour
bk	Black
bn	Brown
rd	Red
og	Orange
ye	Yellow
gn	Green
bu	Blue
vt	Violet
gy	Grey
wh	White
pk	Pink



sv1106-01

Printed in Sweden by Novum Grafiska AB, Ögö 1997.

483772