

16:55-24

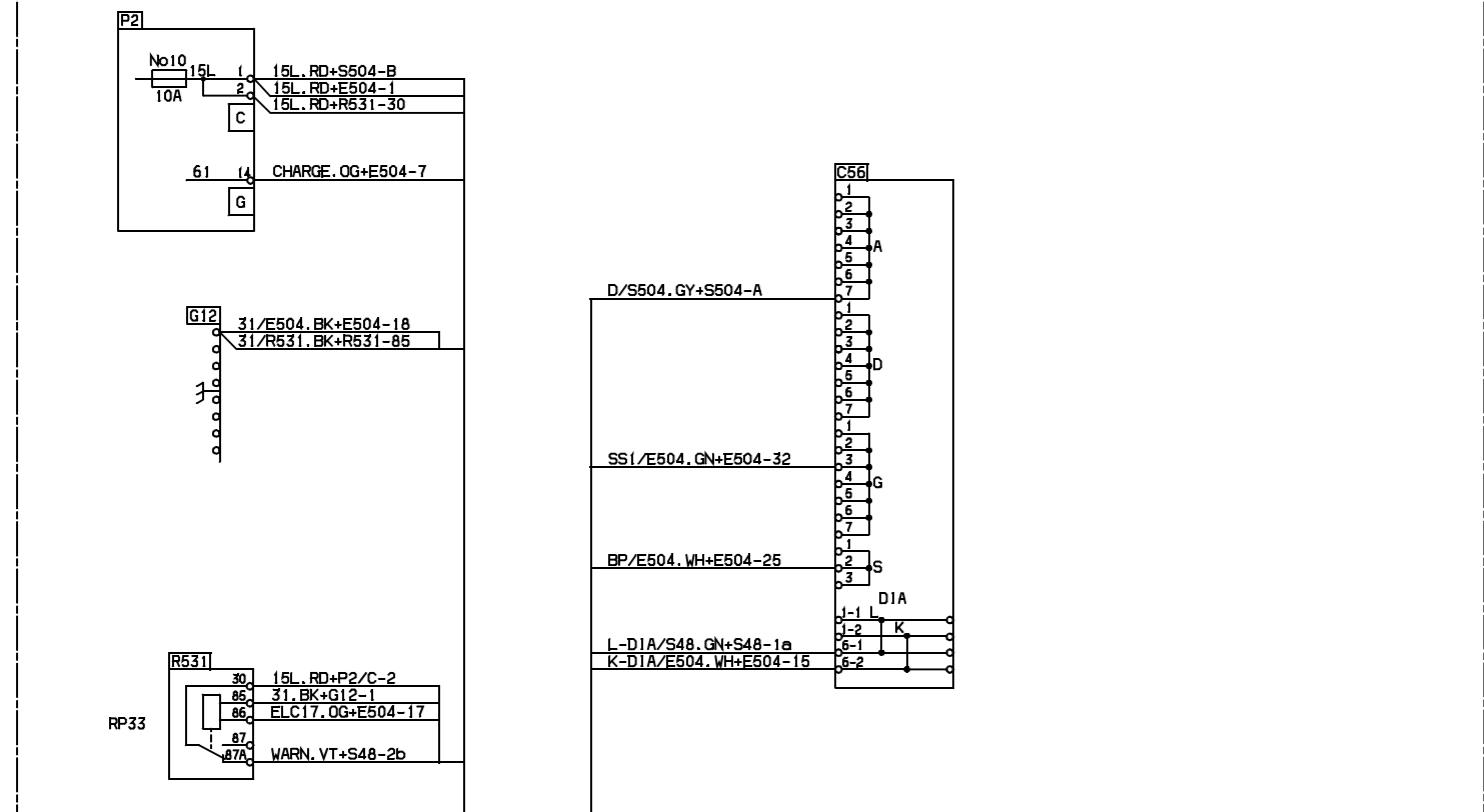
Edition 1

ELC

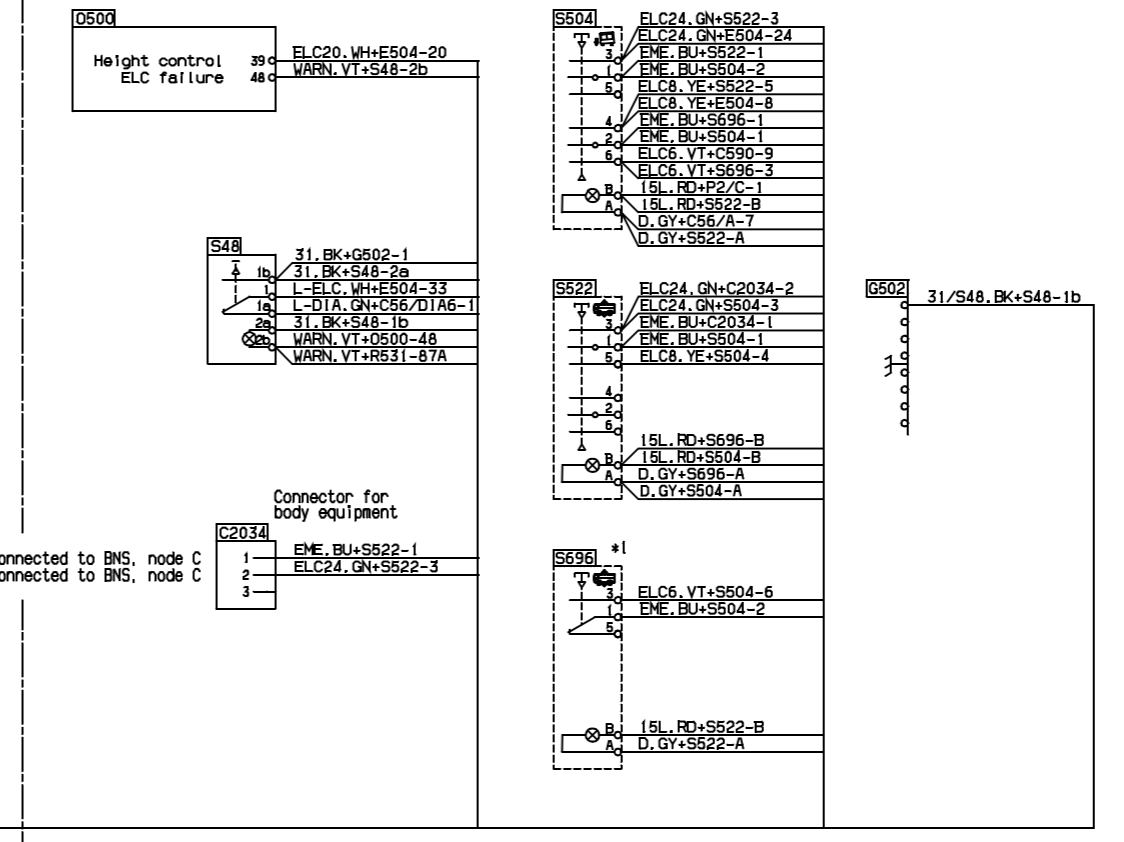
CL/CN94 4x2

From chassis No SBK 1 833 768

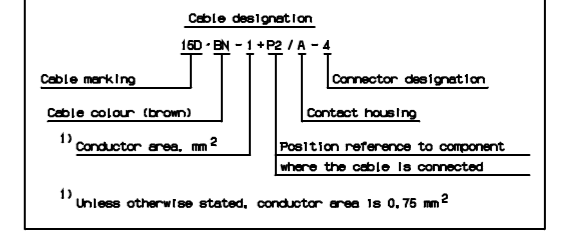
Electric centre



Instrument panel

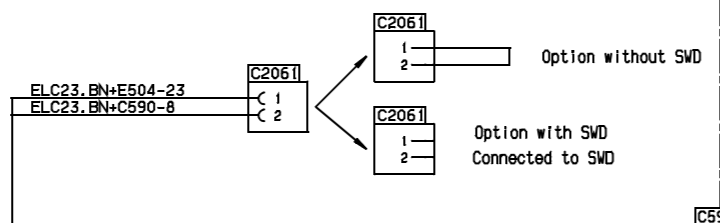


Des.	Pos.	Description
C56	F7	Junction block
C507	B5	17-pole
C590	D5	9-pole
C619	C4	Connector
C2034	E4	3-pole
C2061	D6	2-pole
E504	C8	Control unit
G12	E8	Ground
G502	F2	extra el central instr panel
O500	F4	Combination Instrument
P2	F8	Central electric unit
R531	E8	Relay
S48	F4	diagnostic kneeling/normal level
S504	F3	raising/lowering
S522	F3	Normal level
S596	E3	
T513	B3	level sensor front axle
T514	C1	level sensor rear axle l.
T515	B1	level sensor rear axle r.
V523	B3	Solenoid valves block ELC
V524	B1	



Colour code of electric cables	Built tabular code	Type
BK	A	U2, 1x3, 6d-24V-2W
BN	B	BN15e-24V-2W
BR	C	BN15e-24V-15W
OG	D	SV8, 5-24V-8W L=39
YE	E	BN15e-24V-10W
GN	F	BN15e-24V-8W
BU	G	24V-1, 2W
VT	H	BN15e-24V-21W
GY	K	P43L-24V-75/70w H4
MI	L	P45L-24V-65/60W B1 lux
PK	M	U2d4, 6d-24V-1, 2W
	N	BN7e-24V-3W
	P	P225e-24V-70W
	R	BN15e-24V-21W

Classification acc to 539344
 <C> ; -
 <M> ; -
 <D> ; -
 <L> ; !



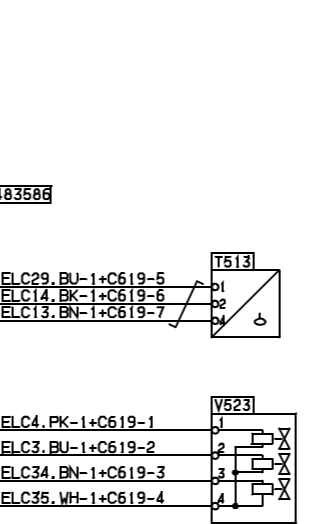
C590 Connector for body equipment.

ELC23, BN+C2061-2 Inhibit kneeling - connected to the BNS system
 ELC6, VT+S504-6 Sidewalk detector

Pos.	Description	Code
1	Starter key (15)	15L, RD+P2/C-1
2	Solenoid valve, front	ELC3, VE+C507-11
3	Solenoid valve, supply/exhaust	ELC4, PK+C507-10
4	Normal level	ELC6, VT+C590-9
5	Charging	CHARGE, OG+P2/G-14
6	Kneeling/raising	ELC8, VE+S504-4
7	Sensor, rear/left -	ELC9, GY+C507-5
8	Sensor, rear/left signal	ELC10, BN+C507-6
9	Sensor, rear/right signal	ELC11, BN+C507-9
10	Sensor, rear/right signal	ELC12, BN+E504-13
11	Sensor, front signal 1	ELC13, BN+E504-12
12	Sensor, front signal 2	ELC13, BN+C507-3
13	Sensor, front -	ELC14, GY+C507-9
14	DIAX	K-DIA, WH+C56/DIA6-2
15	Warning lamp "ELC failure"	ELC17, OG+R531-86
16	Ground	31, BK+G12-1
17	Warning lamp "Height control"	ELC20, WH+O500-39
18	Solenoid valve, rear/right	ELC21, BN+C507-15
19	Solenoid valve, rear/left	ELC22, RD+C507-14
20	Inhibit kneeling	ELC23, BN+C2061-1
21	Kneeling/lowering	ELC24, GN+S504-3
22	System pressure	RP, WH+S596-2
23	Sensor, rear/right -	ELC25, BK+C507-8
24	Sensor, rear/left +	ELC27, BU+C507-4
25	Sensor, rear/left -	ELC28, BU+E504-28
26	Sensor, rear/right +	ELC26, BK+E504-26
27	Sensor, front +	ELC11, BN+C507-9
28	Sensor, front -	ELC11, BN+C507-9
29	Velchie speed	SS1, GN+C56/G-3
30	DIAX	L-ELC, WH+S48-1
31	Solenoid valve, kneeling	ELC34, BN+C507-12
32	Solenoid valves -	ELC35, WH+C507-13

Pos.	Description	Code
1	ELC29, BU+E504-29	ELC29, BU+E504-29
2	ELC14, GY+E504-14	ELC14, GY+E504-14
3	ELC13, BN+E504-13	ELC13, BN+E504-13
4	ELC27, BU+E504-27	ELC27, BU+E504-27
5	ELC9, GY+E504-9	ELC9, GY+E504-9
6	ELC10, BN+E504-10	ELC10, BN+E504-10
7	ELC28, BU+E504-28	ELC28, BU+E504-28
8	ELC26, BK+E504-26	ELC26, BK+E504-26
9	ELC11, BN+E504-11	ELC11, BN+E504-11
10	ELC4, PK+E504-4	ELC4, PK+E504-4
11	ELC3, VE+E504-3	ELC3, VE+E504-3
12	ELC34, BN+E504-34	ELC34, BN+E504-34
13	ELC35, WH+E504-35	ELC35, WH+E504-35
14	ELC22, RD+E504-22	ELC22, RD+E504-22
15	ELC21, BN+E504-21	ELC21, BN+E504-21
16		
17		

Pos.	Description	Code
1	ELC4, PK+C507-10	ELC4, PK+C507-10
2	ELC3, BU+C507-11	ELC3, BU+C507-11
3	ELC34, BN+C507-12	ELC34, BN+C507-12
4	ELC35, WH+C507-13	ELC35, WH+C507-13
5	ELC29, BU+C507-1	ELC29, BU+C507-1
6	ELC14, BK+C507-2	ELC14, BK+C507-2
7	ELC13, BN+C507-3	ELC13, BN+C507-3
8		
9		



483579 CN94UB 4x2
 1454471 CL94UB 4x2

492185