

16:62-67

Edition 1

Nod E

Node E

Knotenpunkt E

Node E

Noeud E

Nodo E

Nó E

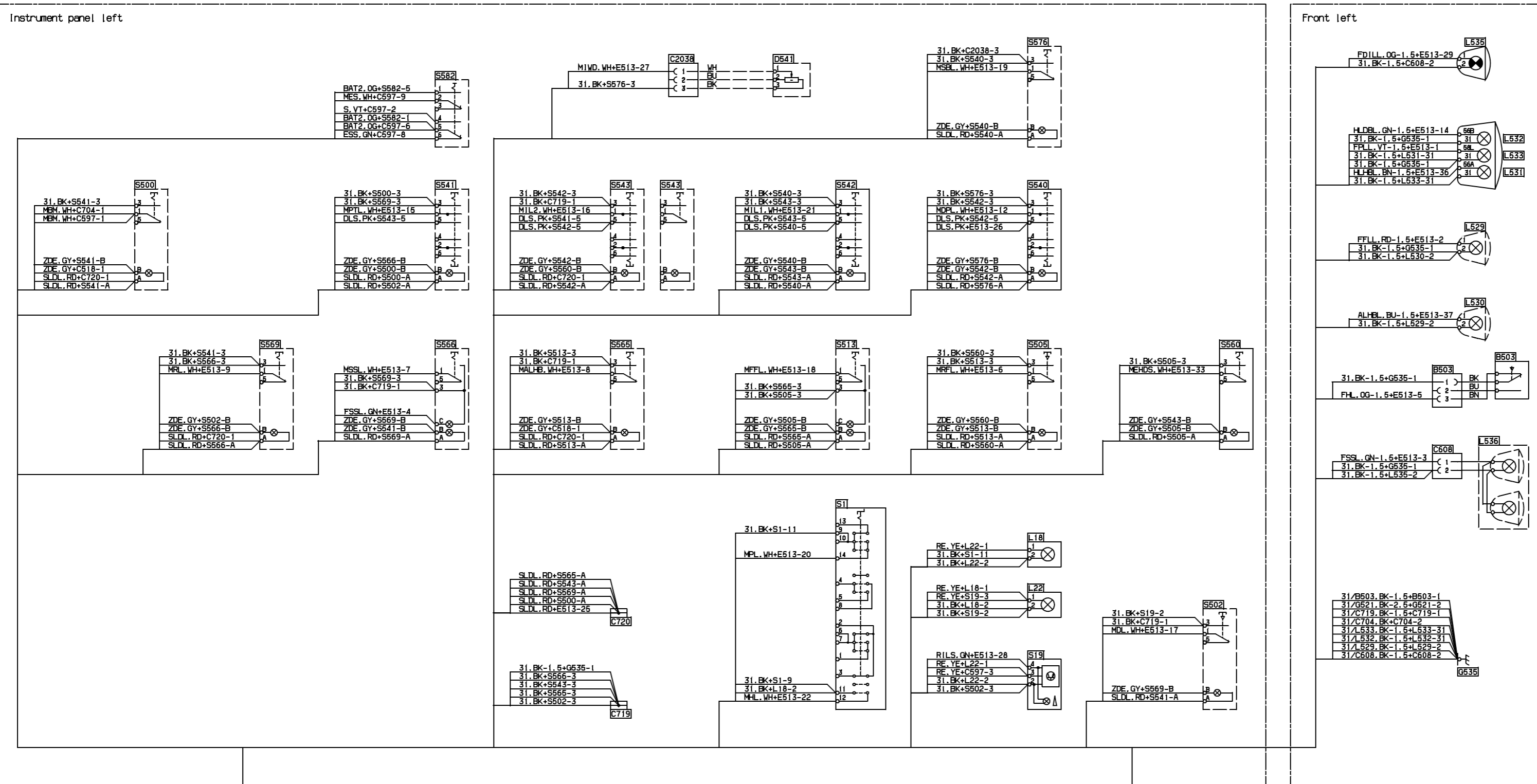
Nodo E

Solmu E

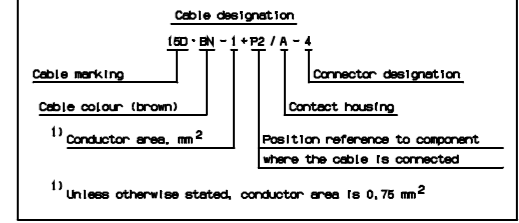
Węłowa jednostka sterująca E

BNS 6/BNS 7

Förbindningschema, Wiring diagram, Verbindungsplan, Elektrisch
schema, Schéma de câblage, Diagrama eléctrico, Esquema de
conexões, Schema elettrico, Kytkentäkaavio, Schemat połączeń



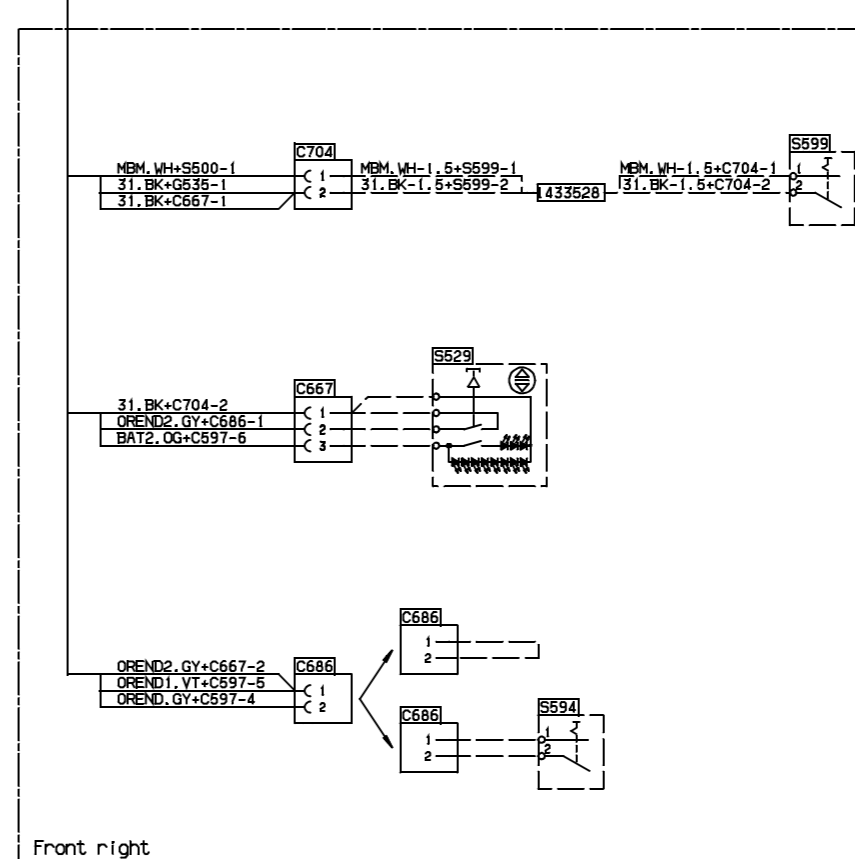
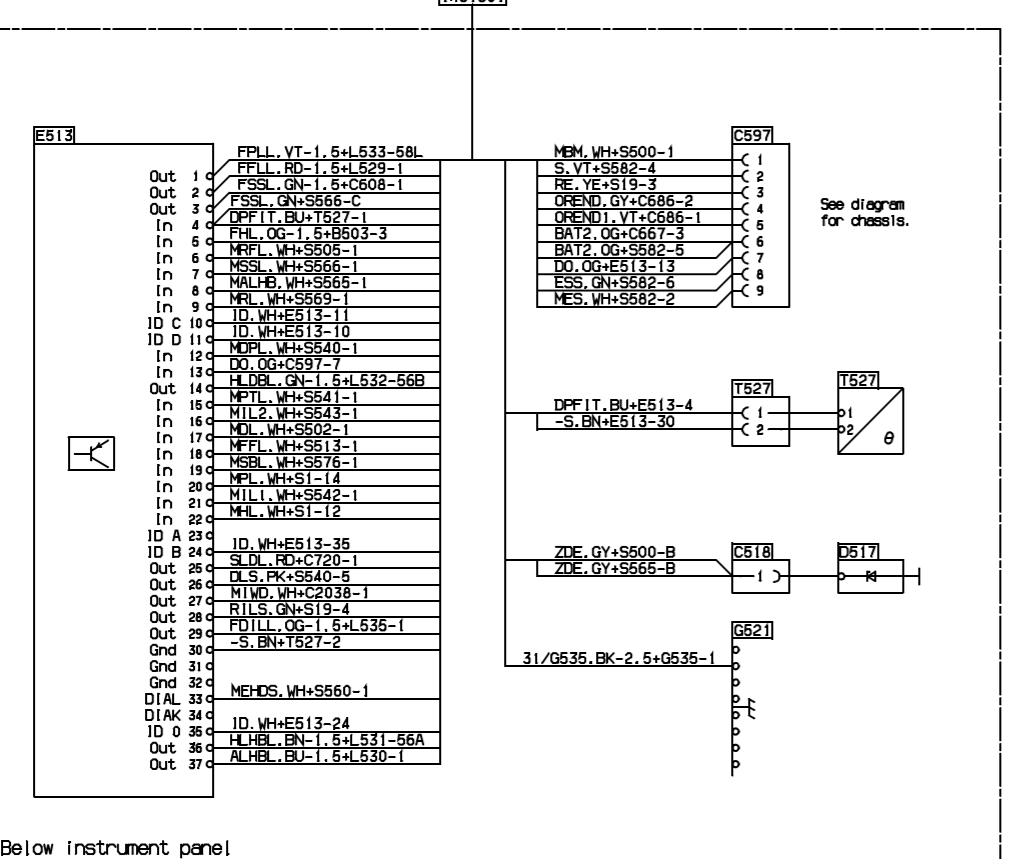
Des.	Pos.	Description
B503	E2	Switch Front hatch left
C518	B7	1-pole
C597	B7	9-pole
C608	D2	2-pole
C667	B3	3-pole
C686	A3	2-pole
C704	B3	2-pole
C719	C6	Joining sleeve 1-pole
C720	D6	Joining sleeve 1-pole
C2038	F5	Connector 3-pole
D517	B6	Zener diode
D541	F5	Variable resistor intermittent wiper set.
E513	B8	Node E
G521	A7	Ground instr. panel
G535	C2	Ground
L118	D4	Symbol lighting rheostat
L22	D4	Symbol lighting switch lighting
L529	E2	Front fog lamp
L530	E2	Auxiliary high beam lamp
L531	E2	High beam lamp left
L532	F2	Dipped beam lamp
L533	F2	Position lamp
L539	F2	Direction indicator front left
L536	D2	School sign light front
S1	D5	Switch lighting
S19	C4	Rheostat instrument lighting
S500	E8	el. battery master switch
S502	D3	differential lock
S505	E4	rear fog light
S513	E5	front fog light
S529	B3	Exterior opening
S540	E4	drivers place lightning
S541	E6	passenger place lightning
S542	E5	interior lightning list
S543	E6	interior lightning 2nd class
S544	E6	Switch
S550	E3	EL heated drivers seat
S556	E6	Auxiliary high beam lamp
S566	E6	School sign light
S569	E7	Reading lamp
S576	F4	Signbox lighting
S582	F6	Emergency stop
S594	A3	Ext. opening disengagement
S599	B2	el. battery master switch
T527	B7, B6	Sensor Temp. drivers, pl. fan inlet



Code	Type	Colour code of electric cables
A	W2, 1x0.60-24V-2W	BK Black
B	BW6-24V-2W	BN Brown
C	BA16e-24V-10W	RD Red
D	SW8, 5-24V-5W L=39	OR Orange
E	BA16e-24V-10W	YE Yellow
F	BA16e-24V-5W	GN Green
G	24V-1.2W	BU Blue
H	BA16e-24V-21W	VT Violet
K	P43T-24V-75/70W HL	GR Grey
L	P43T-24V-65/60W BLUX	WH White
M	W24, 60-24V-1.2W	PK Pink
N	BW7e-24V-2W	
P	PW2e-24V-70W	
R	BA16e-24V-21W	

Additional or optional equipment
Dotted cable Dotted detail

Power supply and communication for nodes are located on a separate drawing.



1451490