

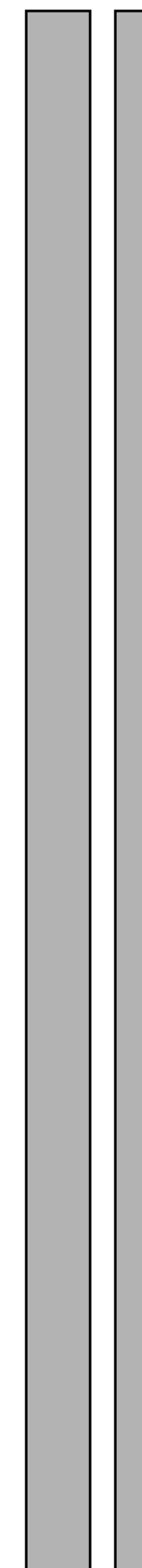

16:75-11

Issue 1.1 en-GB  
Sheet 3

# BMS

Brake management system

EBS5

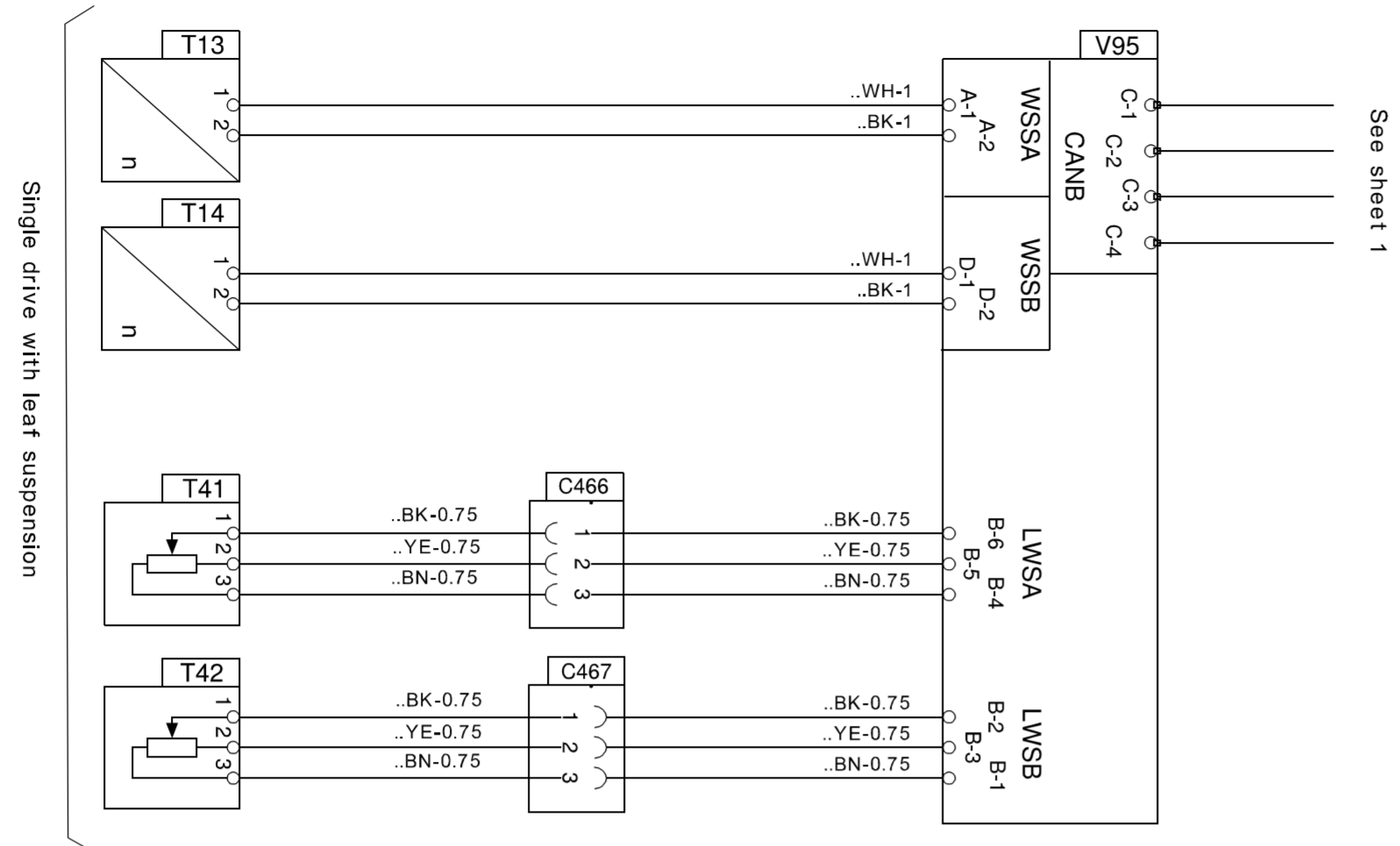
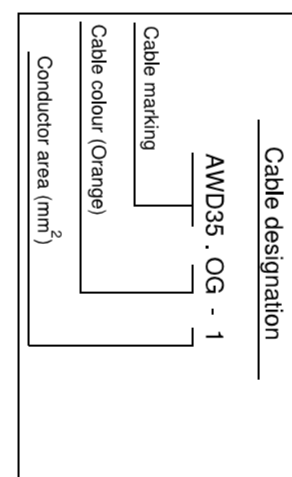


1 714 715

© Scania CV AB 2007, Sweden

| Des. | Pos. | Description                   |
|------|------|-------------------------------|
| C466 | C 6  | Connector, 3-pole             |
| C467 | C 6  | Connector, 3-pole             |
| T13  | B 7  | Sensor speed, Rear LH         |
| T14  | B 7  | Sensor speed, Rear RH         |
| T41  | B 6  | Sensor lining wear, Rear LH   |
| T42  | B 6  | Sensor lining wear, Rear RH   |
| V95  | D 5  | Pressure control module, Rear |

| Colour code of electric cables |        |
|--------------------------------|--------|
| Code                           | Colour |
| BK                             | Black  |
| BN                             | Brown  |
| RD                             | Red    |
| OG                             | Orange |
| YE                             | Yellow |
| GN                             | Green  |
| BU                             | Blue   |
| VT                             | Violet |
| GY                             | Grey   |
| WH                             | White  |
| PK                             | Pink   |



See sheet 1

|             |   |
|-------------|---|
|             |   |
| <b>BMS</b>  | T |
| <b>EBS5</b> | 3 |

N.B. The copyright and ownership of this drawing including associated data and information are reserved by Scania CV AB. All rights reserved or brought to the attention of any third party without our prior permission. © Scania, Sweden