

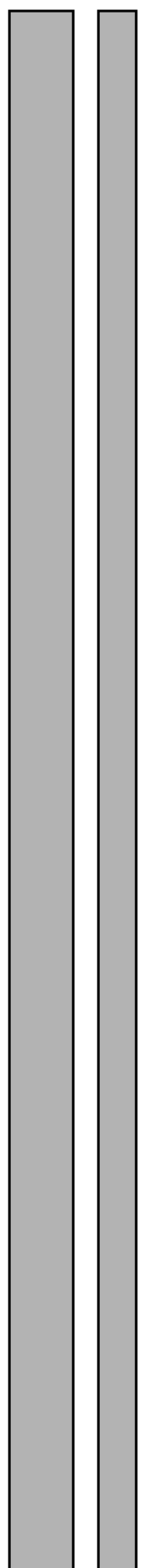

16:75-13

Issue 1.1 en-GB
Sheet 5

BMS

Brake management system

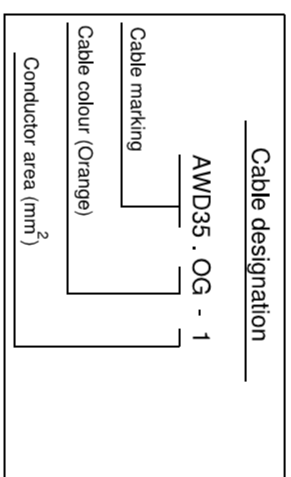
EBS5



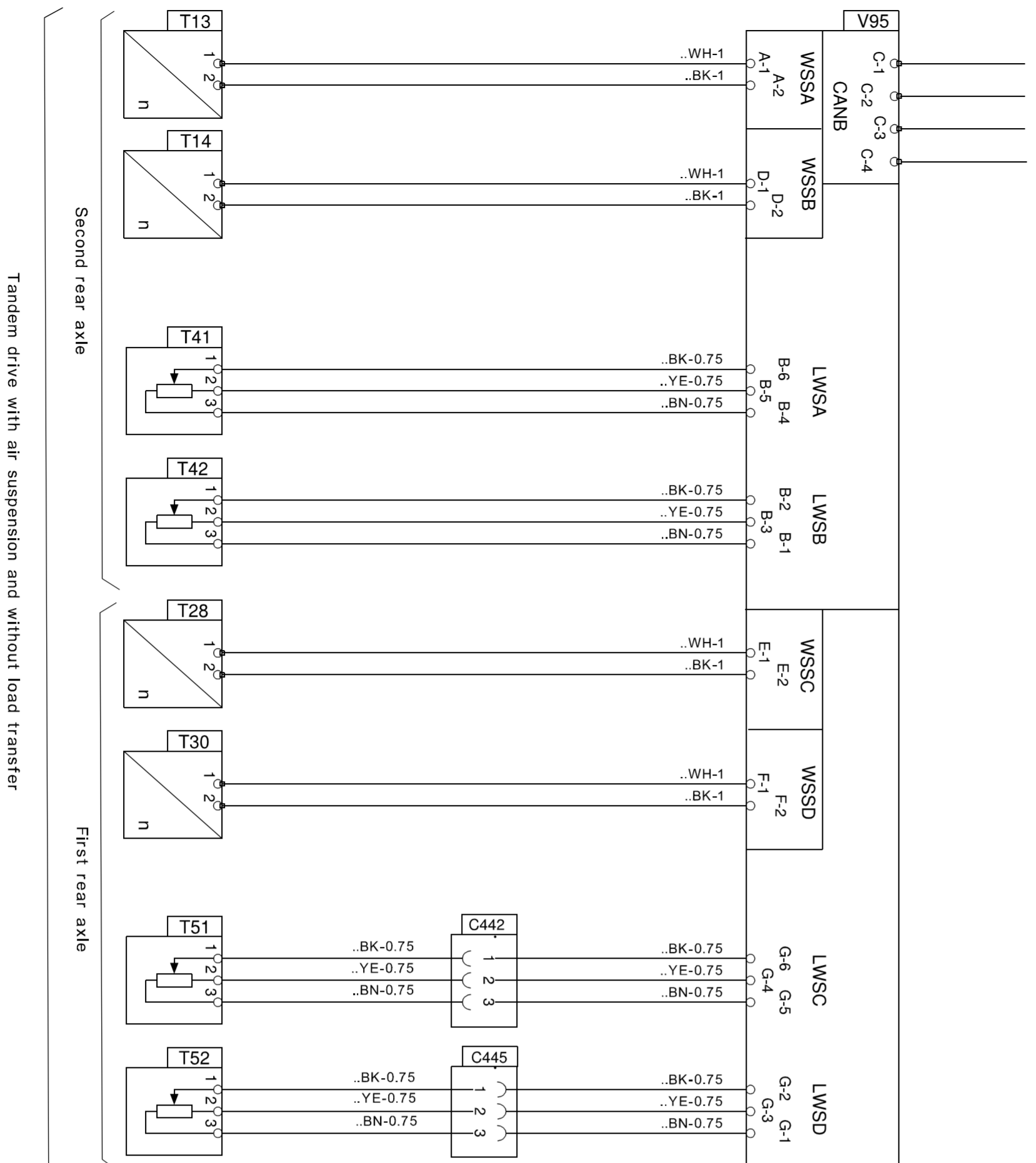
1 714 717

Pos.	Description
C5	Connector, 3-pole
C442	Connector, 3-pole
C443	Connector, 3-pole
B8	Sensor speed, Rear LH
B7	Sensor speed, Rear RH
B5	Sensor speed, Add 1/6ch LH
B6	Sensor speed, Add 1/6ch RH
B7	Sensor lining wear, Rear LH
B6	Sensor lining wear, Rear RH
B5	Sensor lining wear, Add1 LH
B4	Sensor lining wear, Add1 RH
E4	Pressure control module, Rear

Code	Colour
BK	Black
BN	Brown
RD	Red
OG	Orange
YE	Yellow
GN	Green
BU	Blue
VT	Violet
GY	Grey
WH	White
PK	Pink



See sheet 1



Tandem drive with air suspension and without load transfer

Second rear axle

First rear axle

BMS

EBS5

T

5

N.B. The copyright and ownership of this drawing including associated data and information is reserved by Scania CV AB. Any reproduction or brought to the attention of any third party without our prior permission. (c) Scania, Sweden