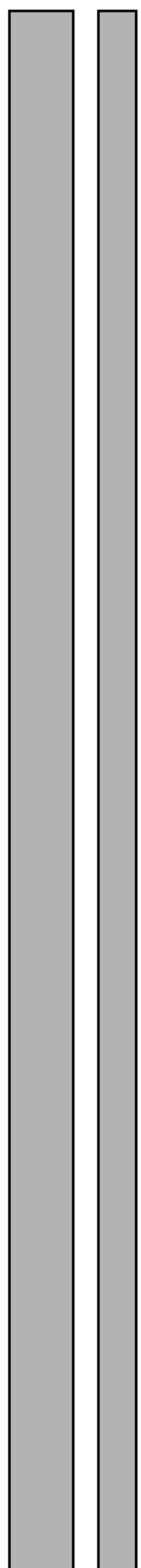


# BMS

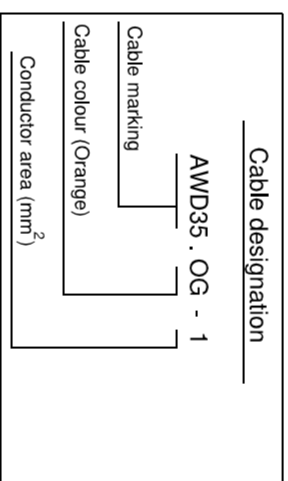
Brake management system

EBS5



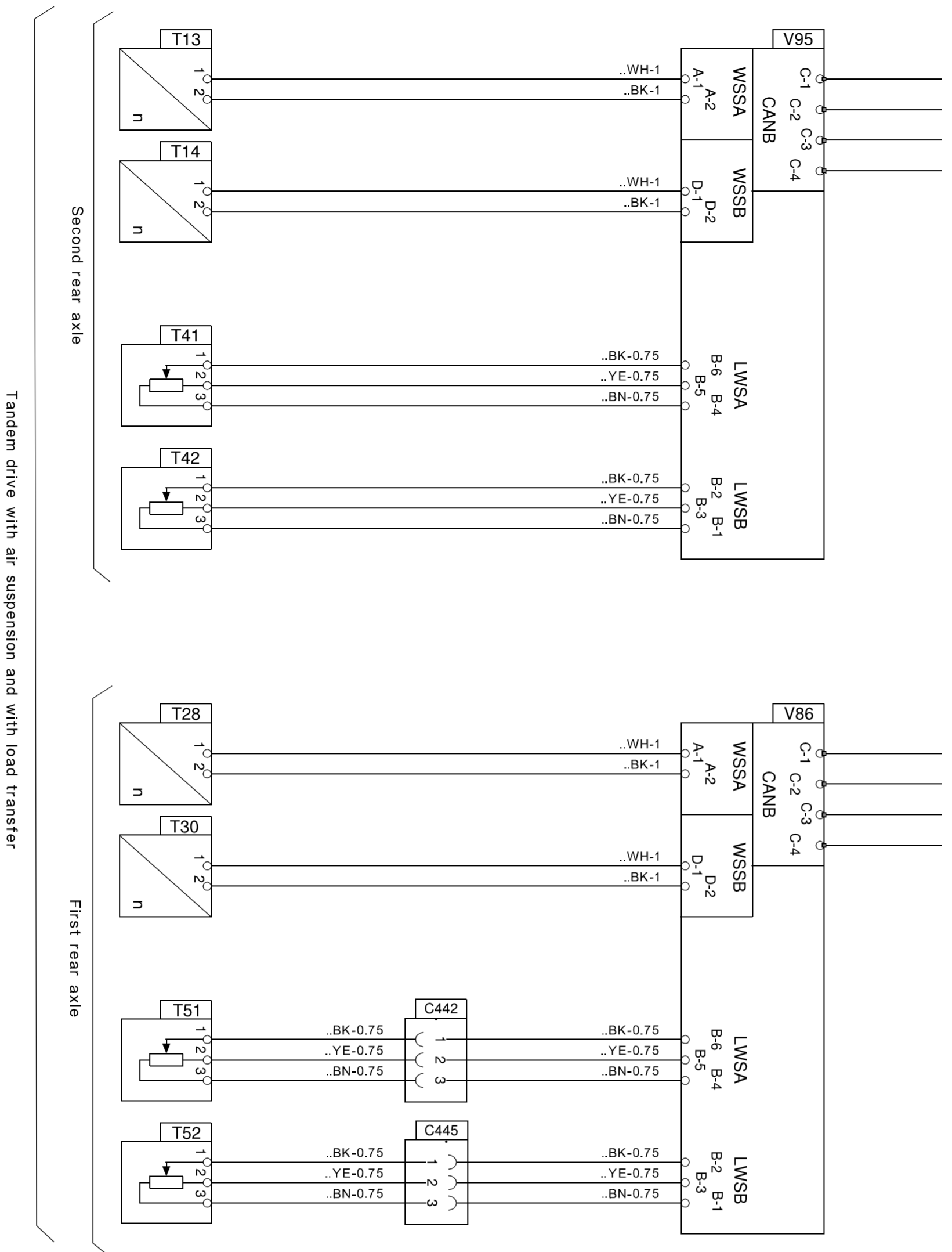
Des.	Pos.	Description
C442	C 5	Connector, 3-pole
C445	C 4	Connector, 3-pole
T13	B 8	Sensor speed, Rear LH
T14	B 7	Sensor speed, Rear RH
T18	B 5	Sensor speed, Add 1/6ch LH
T28	B 5	Sensor speed, Add 1/6ch RH
T30	B 5	Sensor speed, Add 1/6ch RH
T41	B 7	Sensor lining wear, Rear LH
T42	B 6	Sensor lining wear, Rear RH
T51	B 4	Sensor, lining wear, Add1 LH
T52	B 4	Sensor, lining wear, Add1 RH
V86	E 4	Pressure control module, Add 1
V95	E 6	Pressure control module, Rear

Colour code of electric cables	Code	Colour
BK	Black	Black
BN	Brown	Brown
RD	Red	Red
OG	Orange	Orange
YE	Yellow	Yellow
GN	Green	Green
BU	Blue	Blue
VT	Violet	Violet
GY	Grey	Grey
WH	White	White
PK	Pink	Pink



See sheet 1

See sheet 1



Tandem drive with air suspension and with load transfer

BMS	T
EBS5	6

N.B. The copyright and ownership of this drawing including associated data and information shall remain the property of Scania CV AB. All rights reserved. If brought to the attention of any third party without our prior permission, (c) Scania, Sweden