

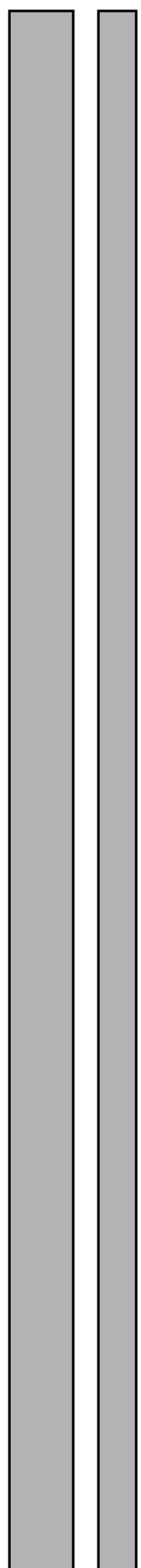

16:75-16

Issue 1.1 en-GB
Sheet 8

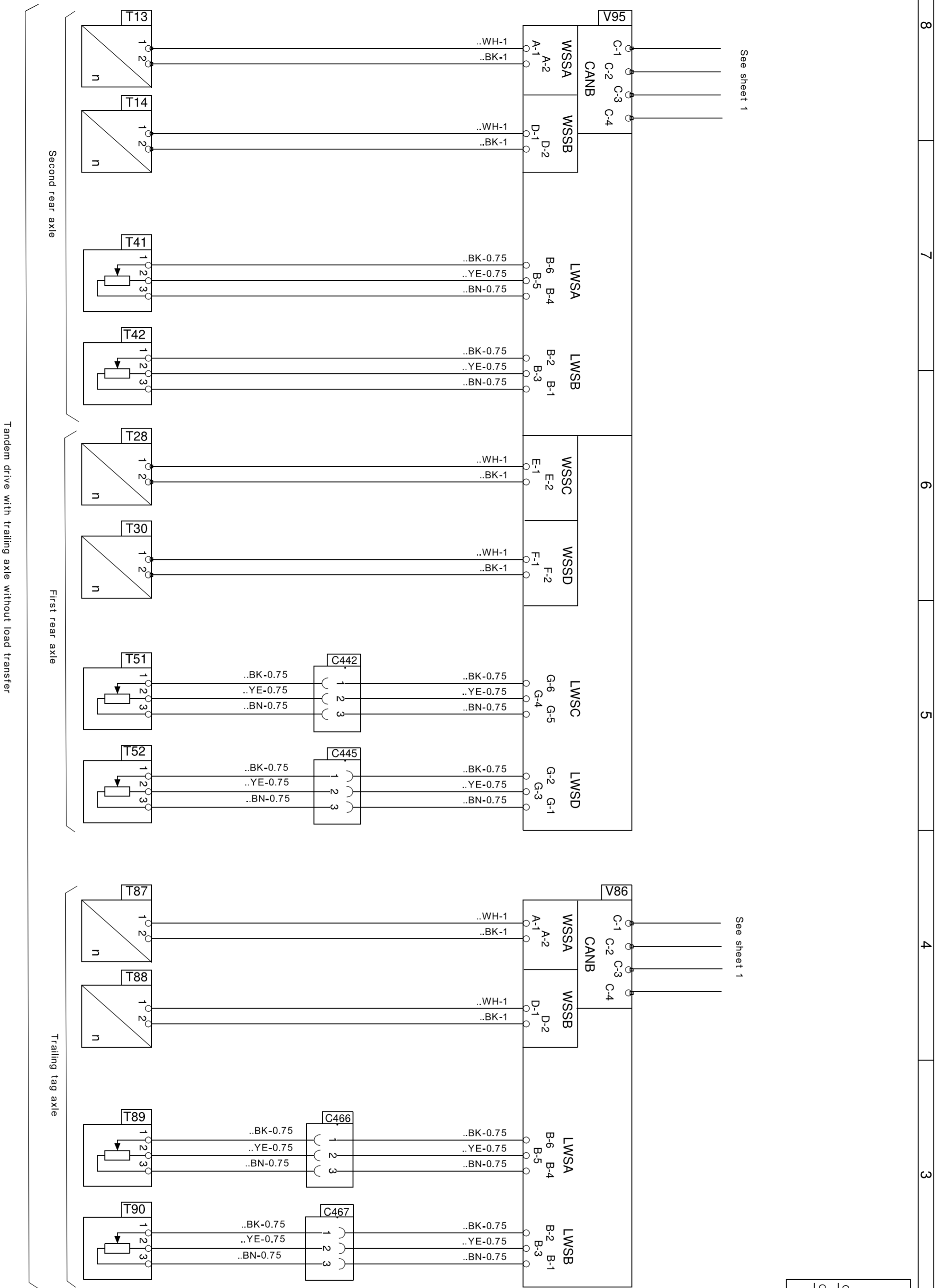
BMS

Brake management system

EBS5



1 714 720



See sheet 1

See sheet 1

Cable designation:	
AWM35 - OG - 1	
Cable marking	
Cable colour (Orange)	
Conductor area (mm ²)	

Colour code of electric cables	
Code	Colour
BK	Black
BN	Brown
RD	Red
OG	Orange
YE	Yellow
GN	Green
BU	Blue
VT	Violet
GY	Grey
WH	White
PK	Pink

Des.	Pos.	Description
C442	D5	Connector, 3-pole
C443	D5	Connector, 3-pole
C466	D3	Connector, 3-pole
C467	D3	Connector, 3-pole
T13	C8	Sensor speed, Rear LH
T14	C7	Sensor speed, Rear RH
T28	C6	Sensor speed, Add 1/6ch LH
T50	C6	Sensor speed, Add 1/6ch RH
T87	C4	Sensor lining wear, Rear LH
T88	C4	Sensor lining wear, Rear RH
T89	C3	Sensor lining wear, LH
T90	C3	Sensor lining wear, RH
V86	E3	Pressure control module, Add 1
V95	E5	Pressure control module, Rear

STD
4247



BMS
EBS5

T
8

THE copyright and ownership of this drawing including associated data files, remain the property of Scania. All rights reserved. No part of this drawing may be reproduced or brought to the attention of any third party without our prior permission. (c) Scania, Sweden