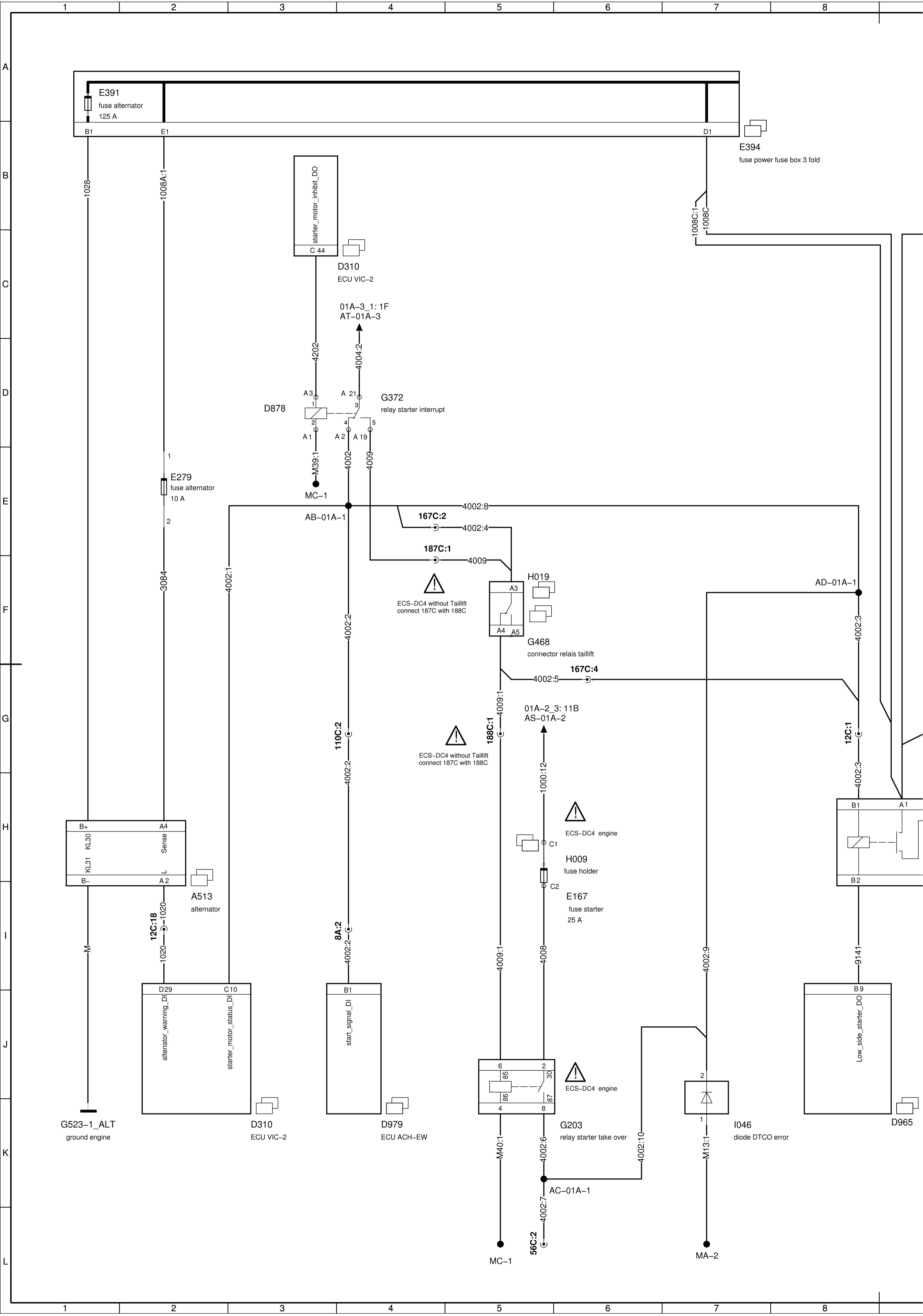
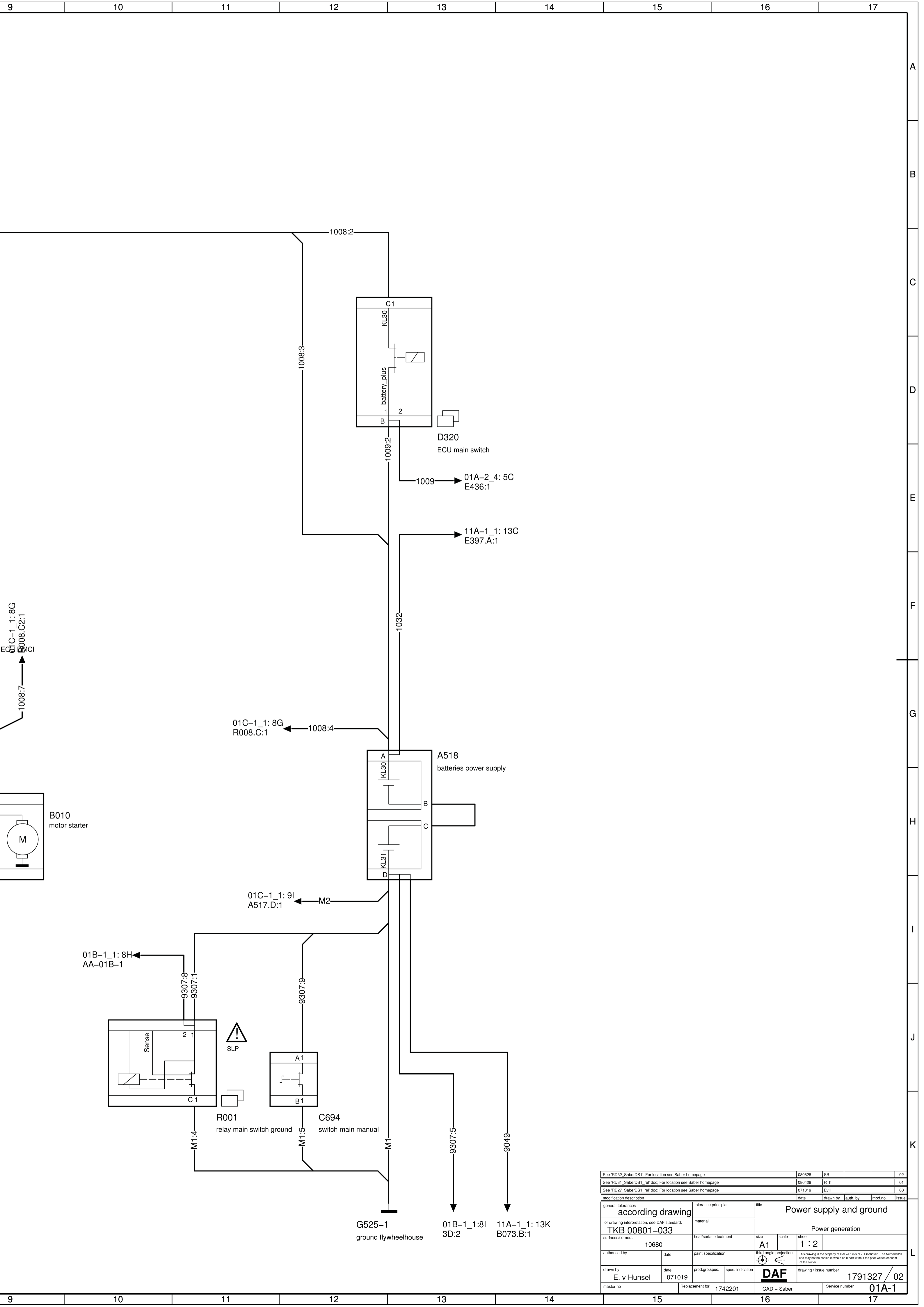


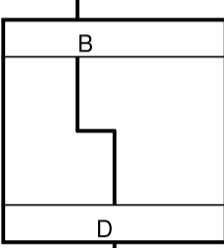
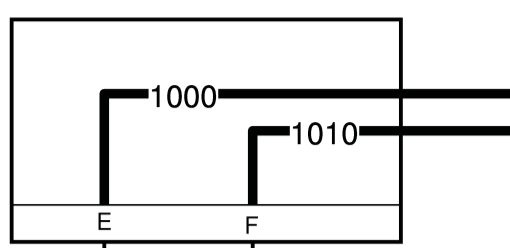
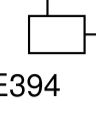
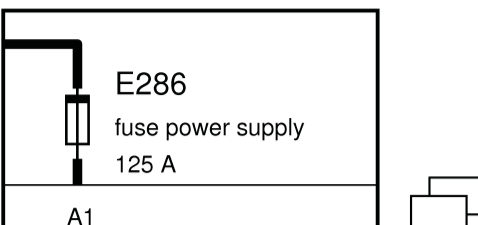
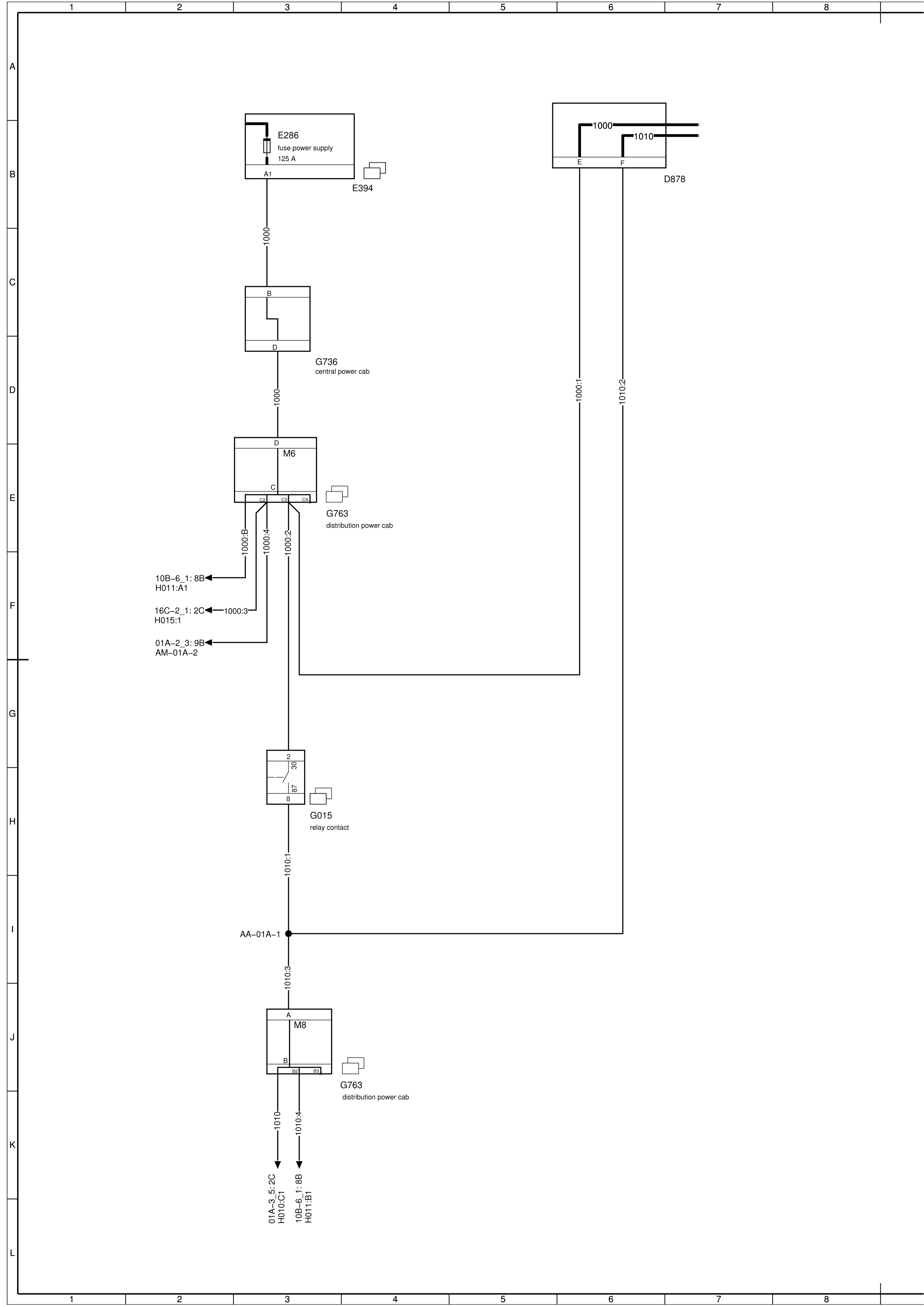
DAF XF CF - Euro 4 and 5

01A-1 Power Supply and Ground		10B-2 Vehicle Control System VIC-2		16C-9 Supplementary Vehicle System	
2 Power generation	1	1 Direction Indicators	37	1 Fuel Levelling Dual Fuel Tank	63
01A-2 Power Supply and Ground		10B-3 Vehicle Control System VIC-2		17B-1 Security System	
4 Power Supply Before Contact	3	1 Wiper, Washer	38	1 ALS S	64
01A-3 Power Supply and Ground		10B-4 Vehicle Control System VIC-2		18A-1 Lighting System	
5 Power Supply After Contact	7	1 Speed Signals	39	2 Exterior Lighting - Driving Lights + Headlamp Leveling	65
01A-4 Power Supply and Ground		10B-5 Vehicle Control System VIC-2		18A-2 Lighting system	
1 Power Supply 12V	12	1 Status Signals	40	1 Exterior Lighting - Stop Lights	67
01A-5 Power Supply and Ground		10B-6 Vehicle Control System VIC-2		18A-3 Lighting system	
2 Ground	13	2 Warning Signals	41	2 Exterior Lighting - Reverse Lights	68
01B-1 Power supply and ground		10C-1 Vehicle control system		18A-4 Lighting system	
1 Main Switch	15	2 Body Builder Module (BBM)	43	1 Exterior Lighting - Rotating Beacons + Auxiliary Lights	70
01C-1 Power supply and ground		11A-1 Suspension System		18A-5 Lighting system	
1 Dual Battery	16	2 Axle Lifting	45	1 Exterior Lighting - Fog Lights	71
02A-1 Network topology		11D-1 Suspension System		18A-6 Lighting system	
1 V-CAN1	17	1 ECAS-4	47	4 Exterior Lighting - Marker Lights	72
02A-2 Network topology		12A-1 Steering Control System		18A-7 Lighting system	
1 V-CAN2	18	1 EMAS	48	1 Drive - Work Lights	76
02A-3 Network topology		13A-1 Door Control System		18B-1 Lighting system	
1 I-CAN	19	1 Door Locking , CDS-3	49	1 Interior Lighting - Step Lights	77
02A-4 Network topology		14A-1 Safety System		18B-2 Lighting system	
1 D-CAN	20	1 Arbag-2	50	4 Interior Lighting - Interior Lighting	78
02A-5 Network topology		14D-1 Safety System		18B-3 Lighting system	
1 BB-CAN	21	1 Lane Departure Warning Assistant	51	4 Interior Lighting - Search Lights	82
02A-6 Network topology		14E-1 Safety System		20A-1 Audio / Vision System	
1 TT-CAN	22	1 Camera	52	1 Radio	86
02B-1 Network topology		15B-1 CAB Climate System		21A-1 Communication System	
1 K-line	23	1 Airtronic (ACH-EA)	53	1 Telephone Interface	87
03C-1 Engine System		15C-1 CAB Climate System		21B-1 Communication System	
4 DMCI	24	1 Hydronic (ACH-EW)	54	1 FMS	88
04C-1 After Treatment System		15D-1 CAB Climate System		21C-1 Communication System	
1 EAS 2	28	1 Heater, Airco, ATC	55	1 Toll Collect	89
05C-1 Brake System		16B-1 Supplementary Vehicle System		21D-1 Communication System	
2 EBS 2	29	1 AGS	56	1 DAF Telematics System (DTS)	90
05D-1 Brake System		16C-1 Supplementary Vehicle System		99A-1 Additional / Modified Systems	
1 ABS-E	31	1 Horn, Seat Heating, Socket Seat Driver, Air Dryer	57	2 Customer Specific Requeriments	91
06A-1 Retarder System		16C-2 Supplementary Vehicle System		99A-2 Additional / Modified Systems	
1 EST 42	32	1 Cabin Height, Socket 40 A	58	1 Customer Specific Requeriments	93
07A-1 Transmission System		16C-3 Supplementary Vehicle System		99A-3 Additional / Modified Systems	
1 AGC-A	33	1 Refrigerator, Roof Hatch	59	2 Customer Specific Requeriments	94
07B-1 Transmission System		16C-4 Supplementary Vehicle System		99A-4 Additional / Modified Systems	
1 AS Tronic	34	1 Mirror Adjustment, Window Control, Mirror Heating	60	1 Customer Specific Requeriments	96
08A-1 Tachograph		16C-7 Supplementary Vehicle System		99A-5 Additional / Modified Systems	
1	35	1 Spare Wiring	61	2 Customer Specific Requeriments - PTO's	97
10B-1 Vehicle Control System VIC-2		16C-8 Supplementary Vehicle System		99A-6 Additional / Modified Systems	
1 Lighting	36	1 Preparation Tail	62	1 Customer Specific Requeriments	99

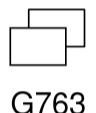
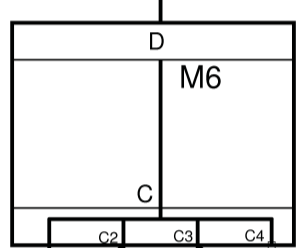




See 'RD32_SaberDS1' For location see Saber homepage		080628	SB		02
See 'RD31_SaberDS1' rel' doc: For location see Saber homepage		080429	RTh		01
See 'RD27_SaberDS1' rel' doc: For location see Saber homepage		071019	EvH		00
modification description		date	drawn by	auth. by	mod. no.
general tolerances		tolerance principle		title	
according drawing				Power supply and ground	
for drawing interpretation, see DAF standard:		material		Power generation	
TKB 00801-033					
surfaces/corners	10680	heat/surface treatment	size	scale	sheet
authorised by		paint specification	A1	1:2	
date		third angle projection	This drawing is the property of DAF-Trucks N.V. Eindhoven. The Netherlands and may not be copied in whole or in part without the prior written consent of the owner.		
drawn by	E. v Hunsel	prod.grp.spec.	spec. indication	DAF	drawing / issue number
date	071019				1791327 / 02
master no.		Replacement for	1742201	CAD - Saber	Service number
					01A-1



G736
central power cab

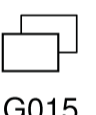
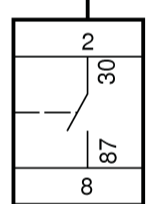


G763
distribution power cab

10B-6_1: 8B
H011:A1

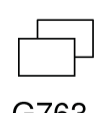
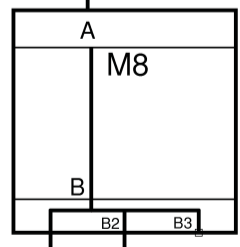
16C-2_1: 2C
H015:1

01A-2_3: 9B
AM-01A-2



G015
relay contact

AA-01A-1



G763
distribution power cab

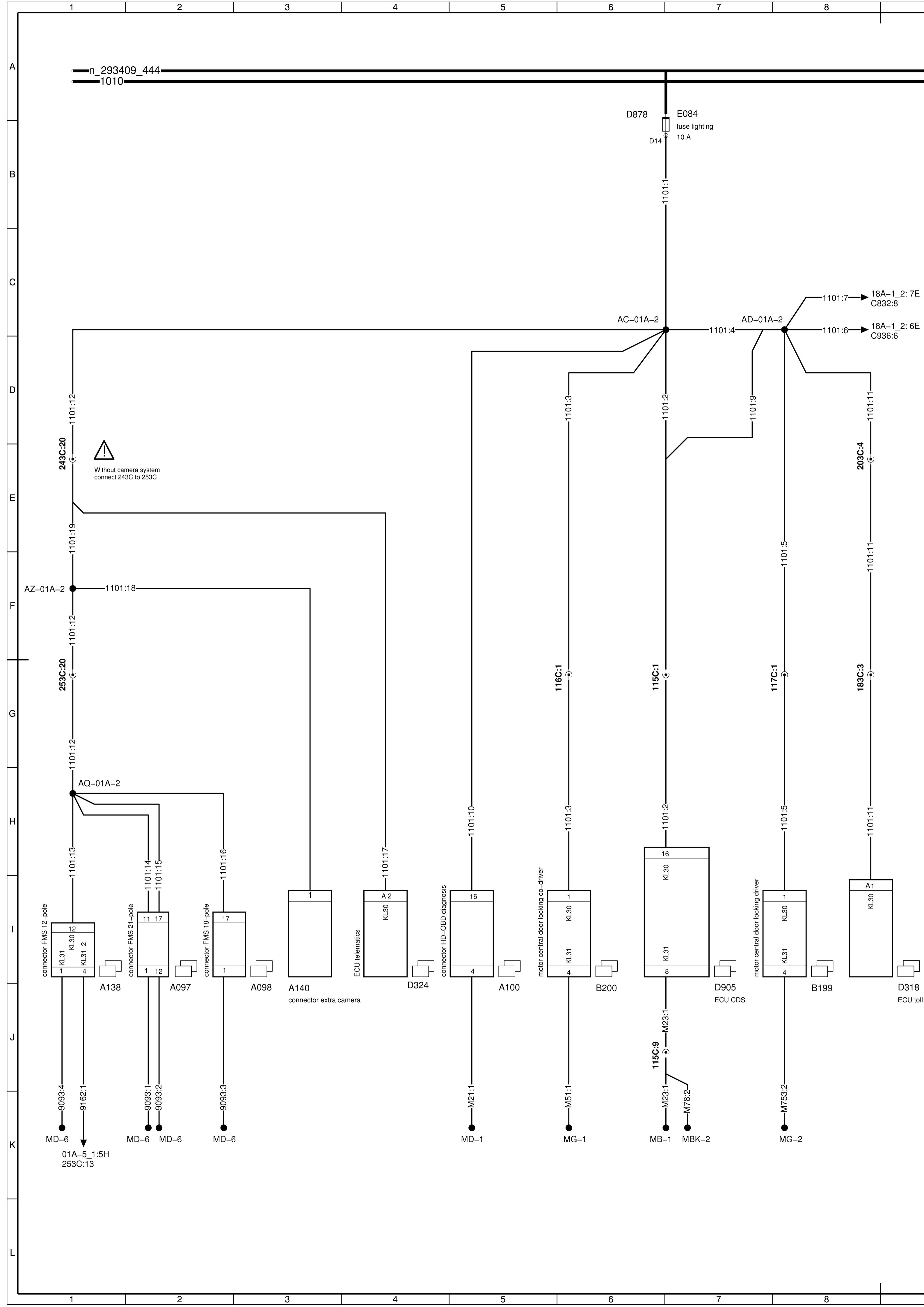
01A-3_5: 2C
H010:C1

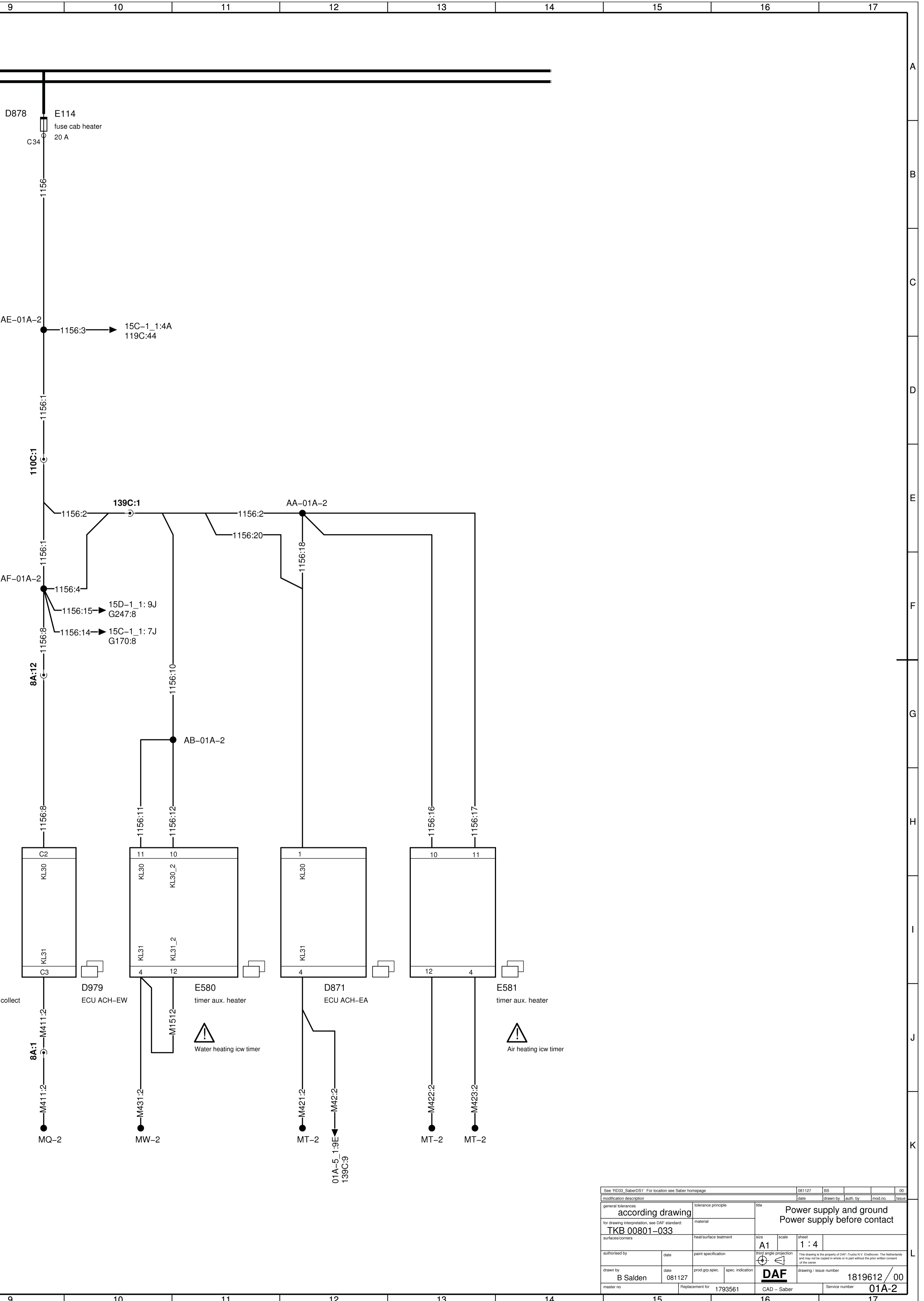
10B-6_1: 8B
H011:B1



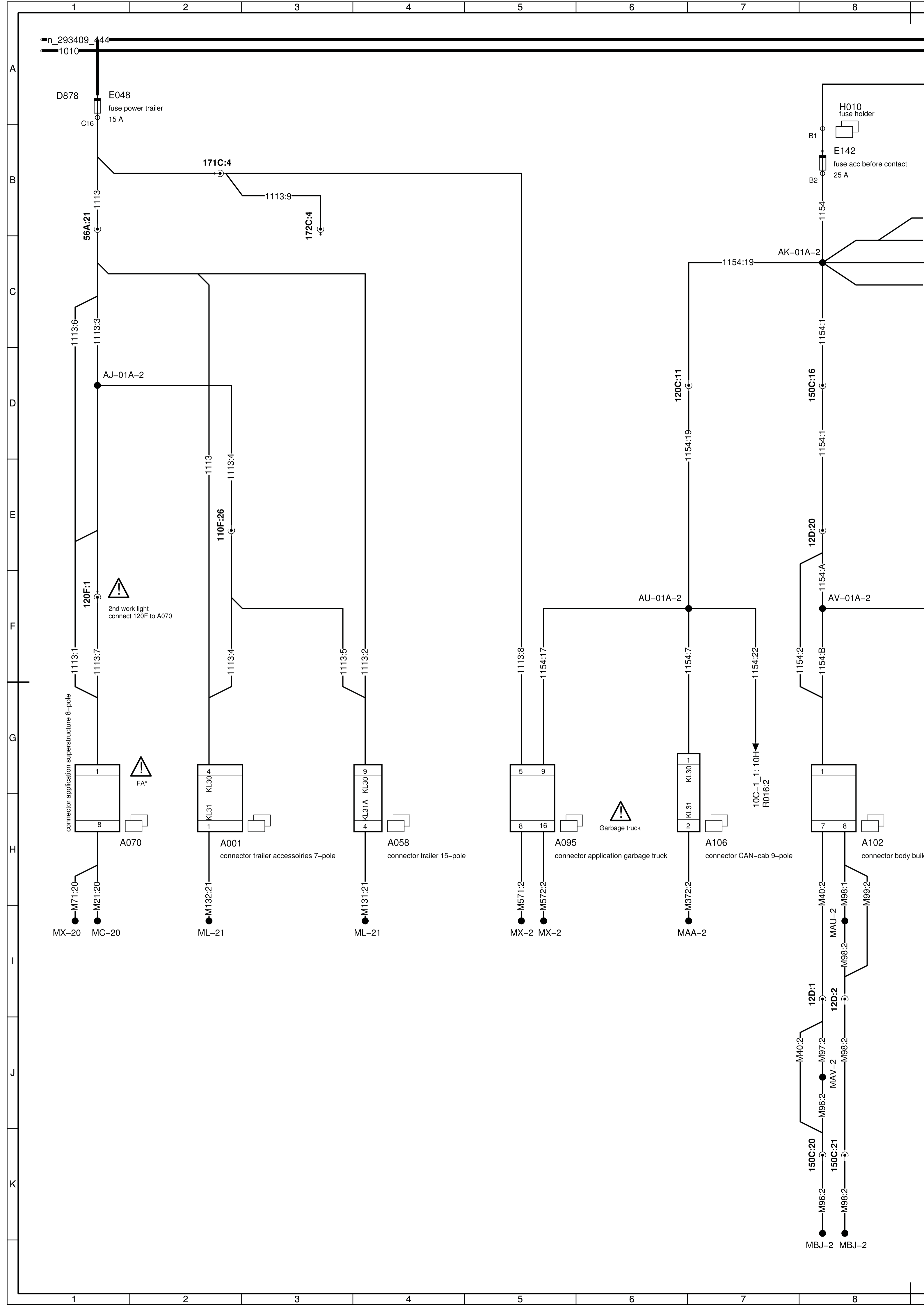
fuse power fuse box 3 fold

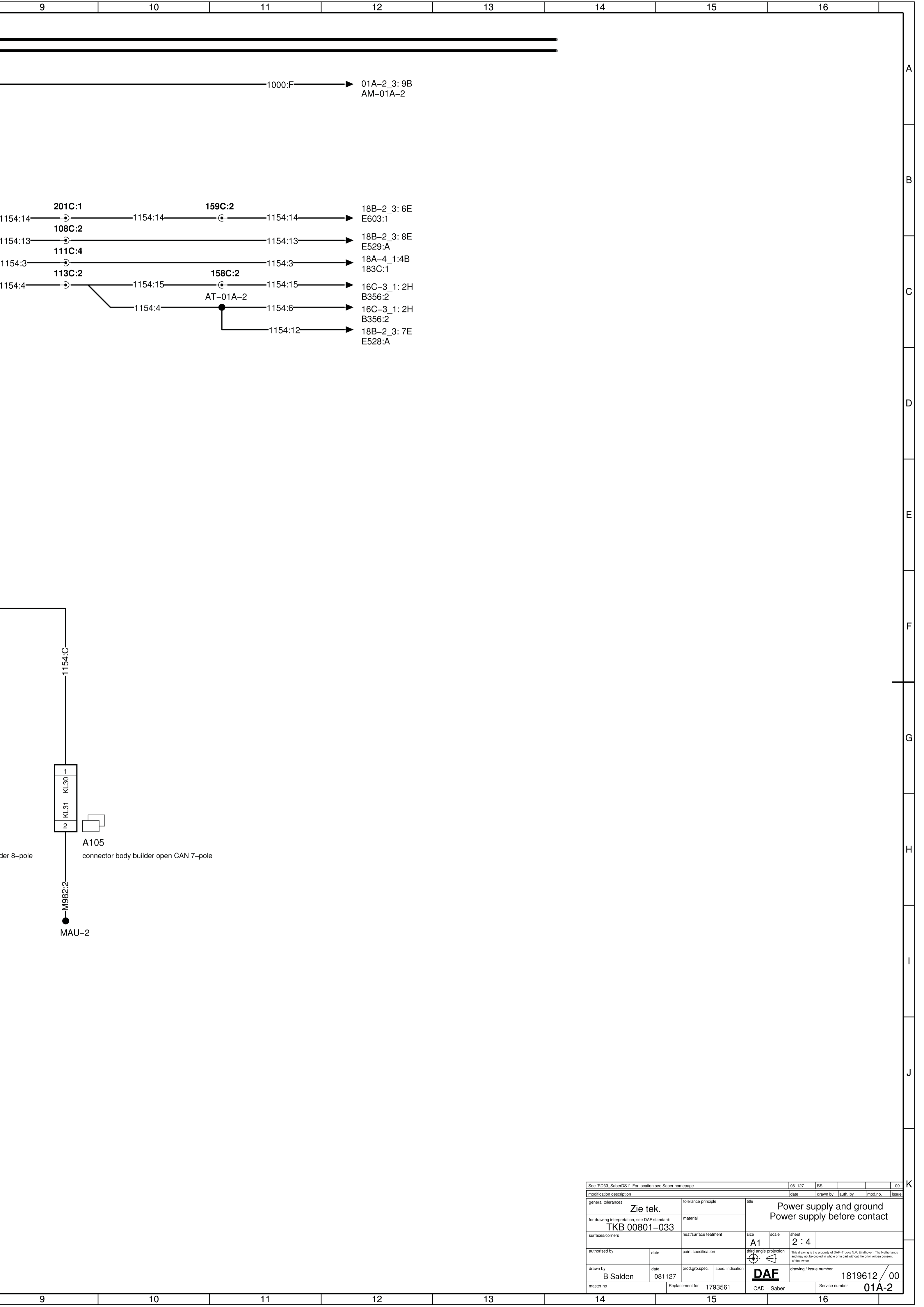
See 'RD32_SaberDS1' For location see Saber homepage		080628	SB			02
See 'RD31_SaberDS1_ref' doc: For location see Saber homepage		080429	RTH			01
See 'RD27_SaberDS1_ref' doc: For location see Saber homepage		071019	EvH			00
modification description		date	drawn by	auth. by	mod. no.	issue
general tolerances	according drawing	tolerance principle	title			
for drawing interpretation, see DAF standard:	TKB 00801-033	material	Power supply and ground			
surfaces/corners	10680	heat/surface treatment	size	scale	sheet	
authorised by		paint specification	A1	2 : 2		
drawn by	E. v Hunsel	prod.grp.spec.	third angle projection	This drawing is the property of DAF-Trucks N.V. Eindhoven. The Netherlands and may not be copied in whole or in part without the prior written consent of the owner.		
date	071019	spec. indication		DAF	drawing / issue number	1791327 / 02
master no		Replacement for	1742201	CAD - Saber	Service number	01A-1



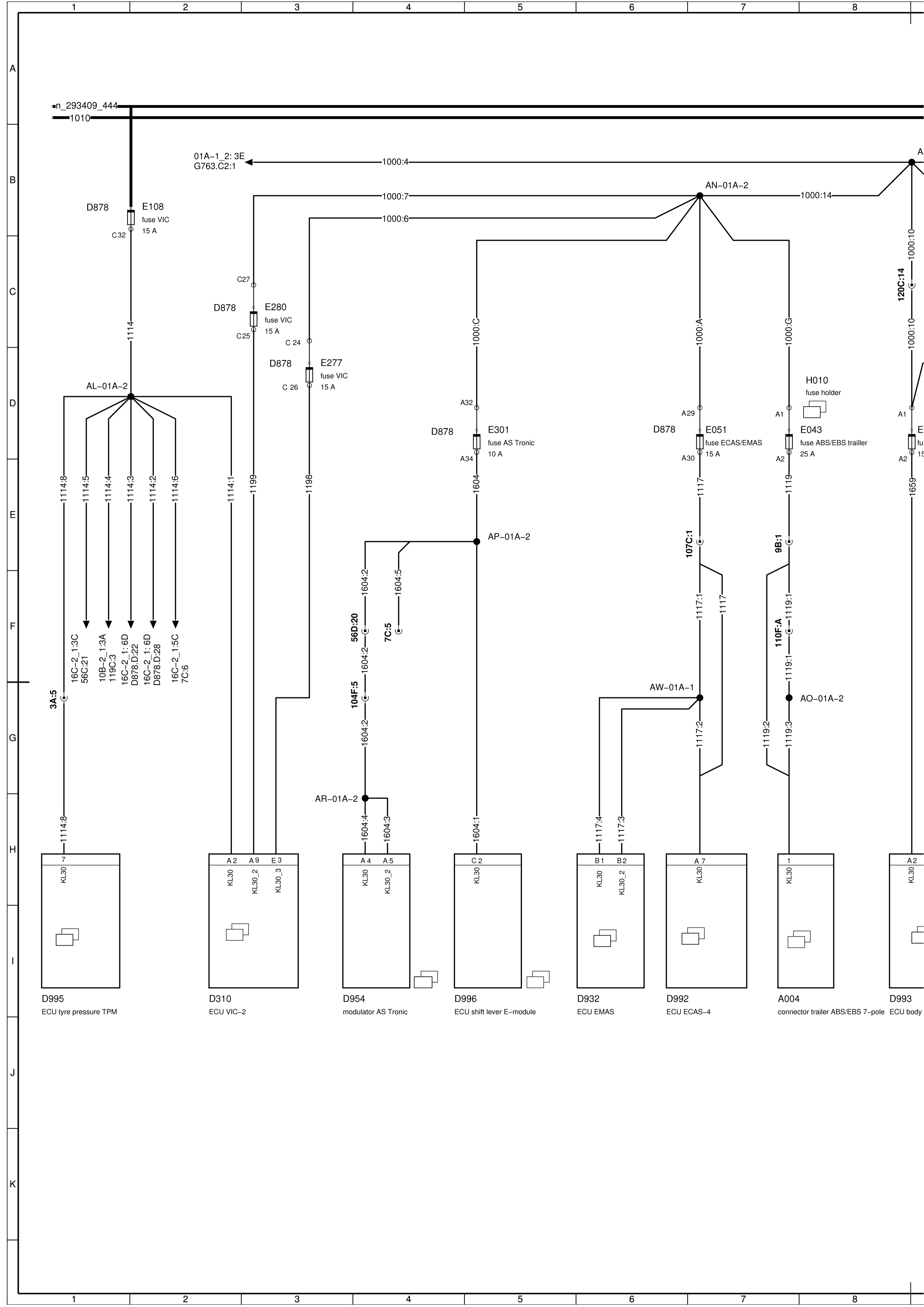


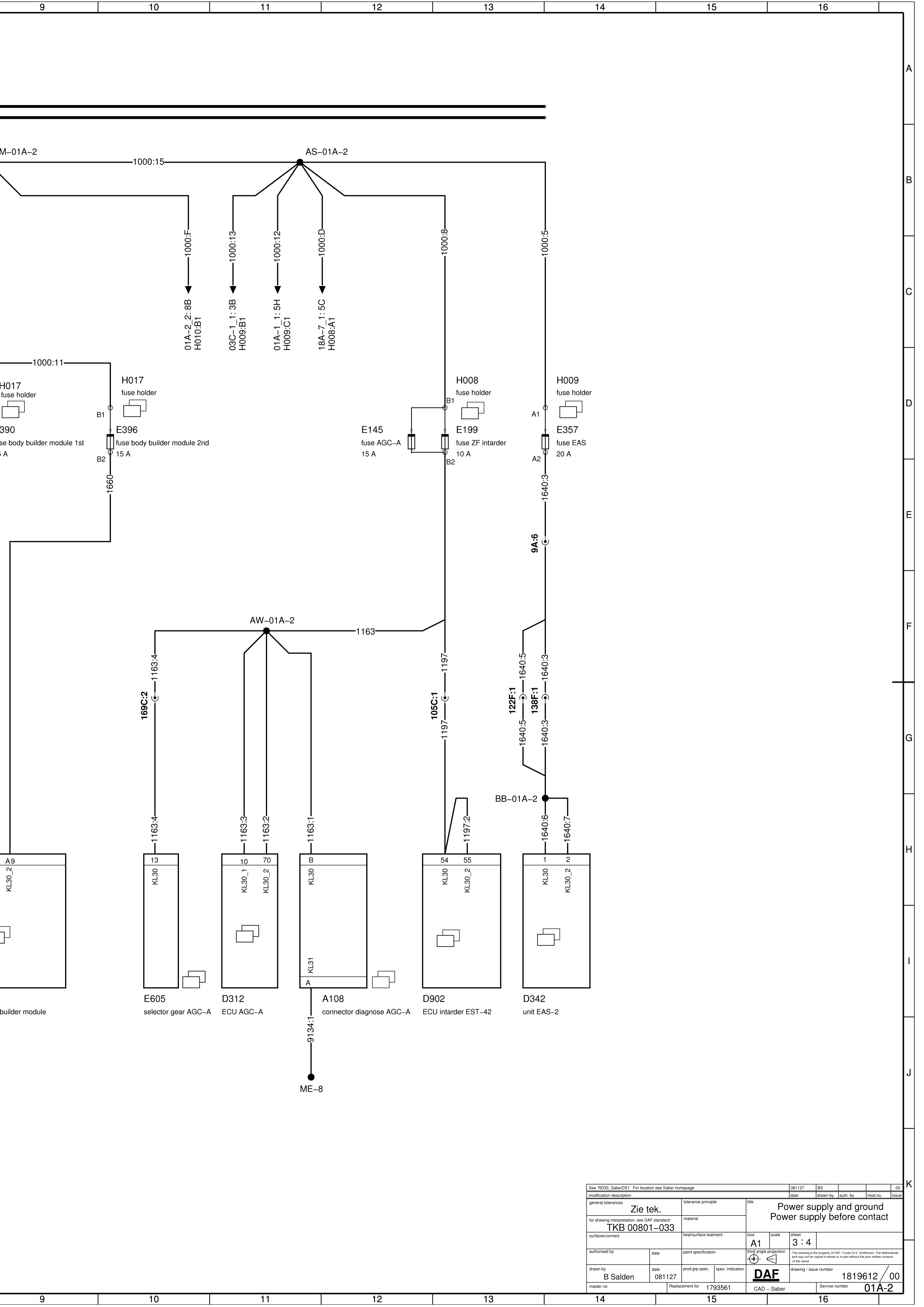
See RD33 - SaberDS1 For location see Saber homepage		081127	BS			00
modification description		date	drawn by	auth. by	mod. no.	issue
general tolerances		tolerance principle		title		
according drawing				Power supply and ground		
TKB 00801-033		material		sheet		
surfaces/corners		heat/surface treatment		size	scale	1 : 4
authorised by		date	paint specification	third angle projection		This drawing is the property of DAF-Trucks N.V. Eindhoven. The Netherlands and may not be copied in whole or in part without the prior written consent of the owner.
drawn by		date	prod. grp. spec.	spec. indication	DAF	
master no.		Replacement for		1793561	CAD - Saber	Service number
						1819612 / 00
						01A-2



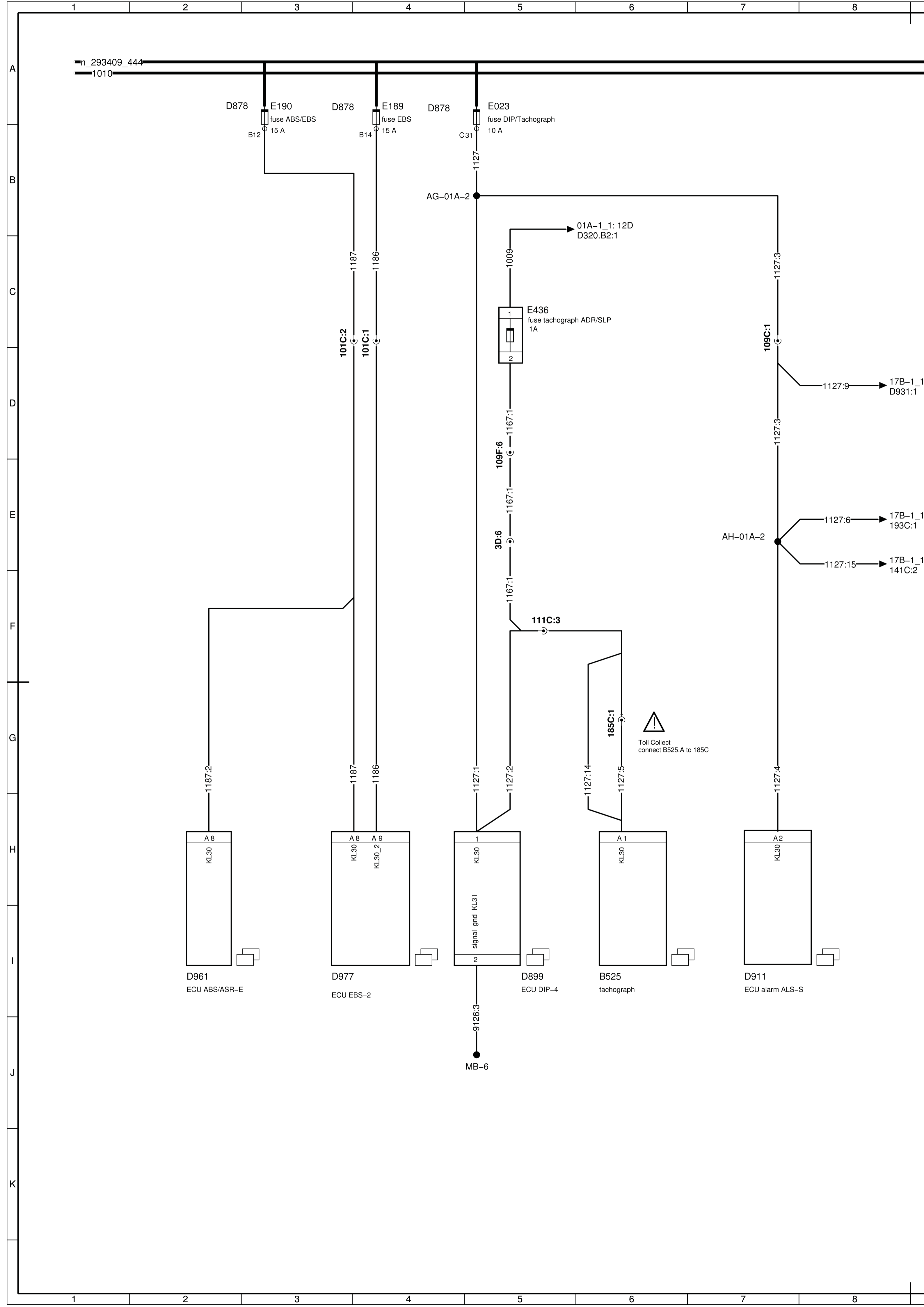


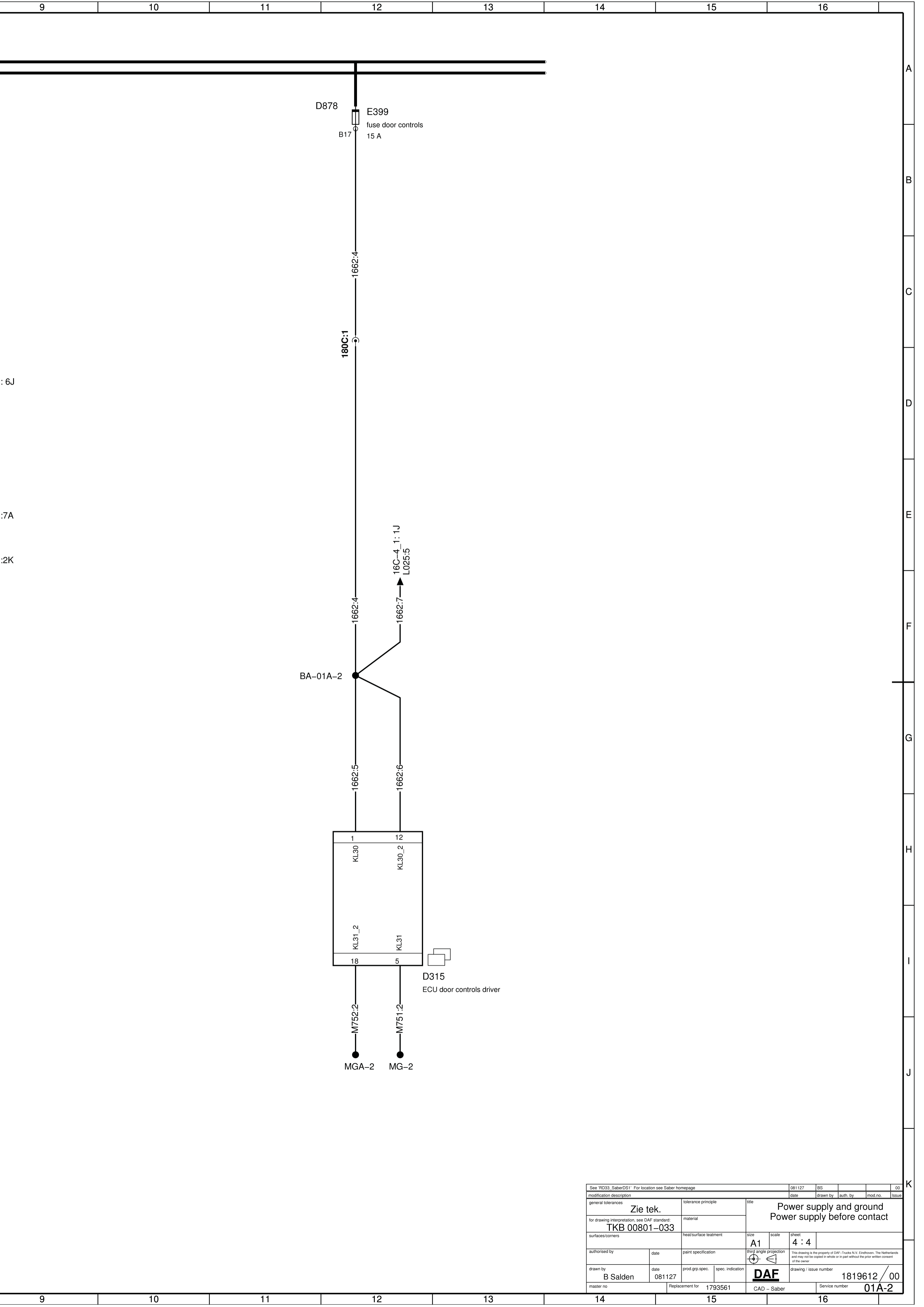
See RD33_SaberDS1 For location see Saber homepage		081127	BS			00
modification description		date	drawn by	auth. by	mod. no.	Issue
general tolerances	Zie tek.	tolerance principle	title Power supply and ground Power supply before contact			
for drawing interpretation, see DAF standard:	TKB 00801-033	material				
surfaces/corners		heat/surface treatment	size A1	scale 2 : 4	sheet	
authorised by	date	paint specification	third angle projection		This drawing is the property of DAF-Trucks N.V., Eindhoven, The Netherlands and may not be copied in whole or in part without the prior written consent of the owner	
drawn by B Salden	date 081127	prod.grp.spec.	spec. indication DAF	drawing / issue number 1819612 / 00		
master no.	Replacement for	1793561	CAD - Saber	Service number 01A-2		



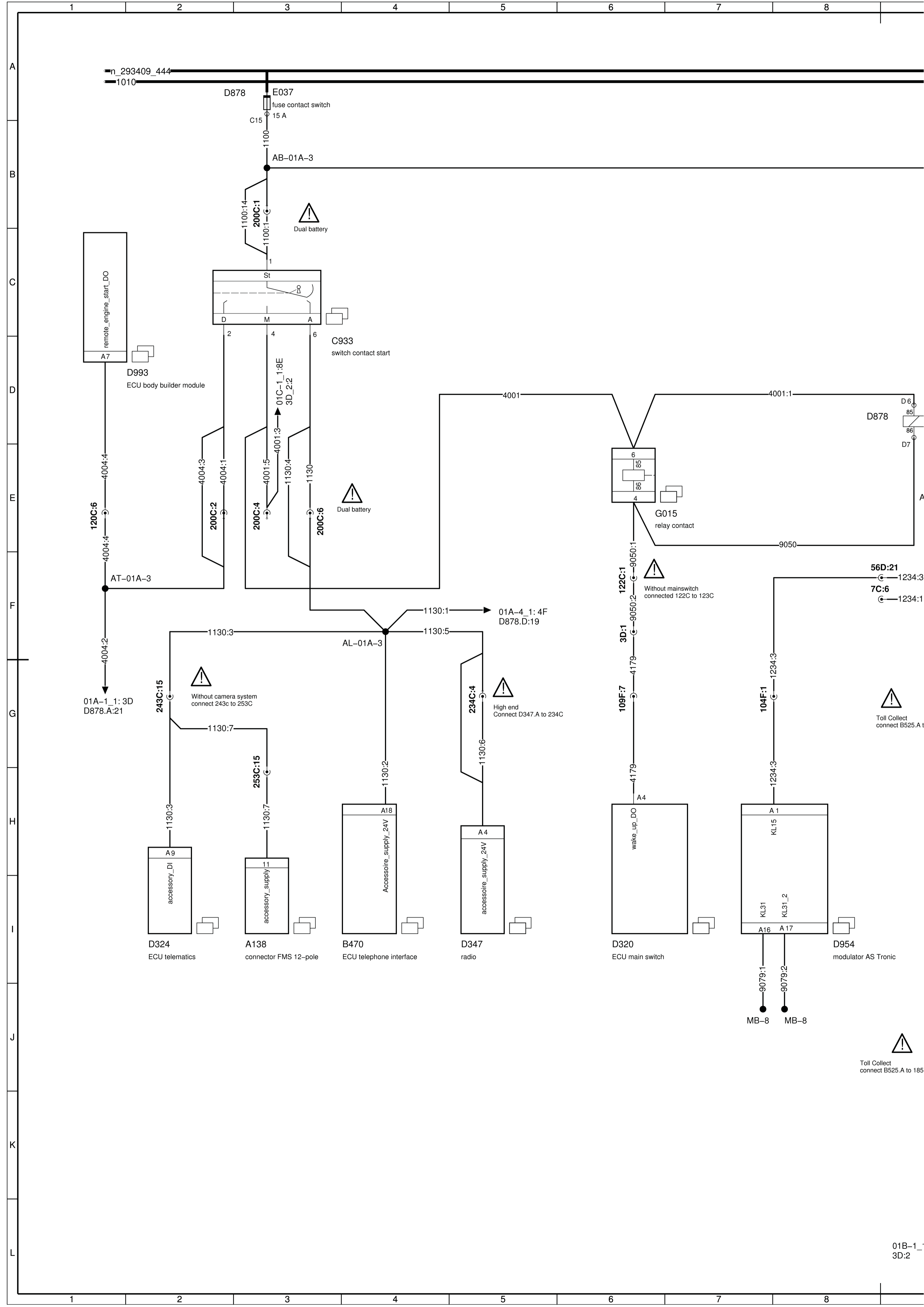


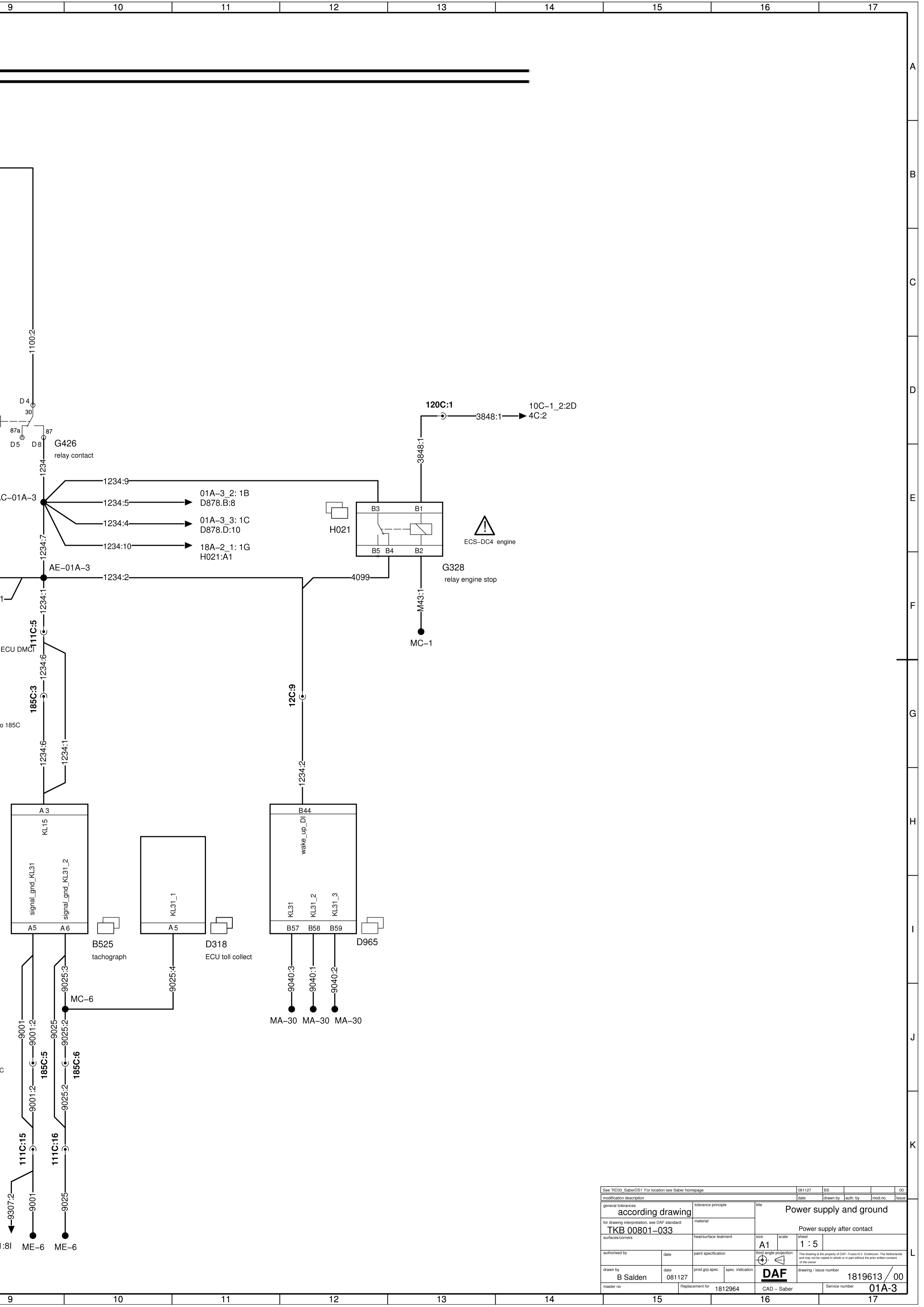
See 'RD33_SaberOS1' For location see Saber homepage		081127	BS			00
modification description		date	drawn by	auth. by	mod. no.	issue
general tolerances		Zie tek.		tolerance principle		
for drawing interpretation, see DAF standard:		TKB 00801-033		material		
surfaces/corners				heat/surface treatment		
authorised by		date	paint specification		size	scale
drawn by		081127	prod.grp.spec.		sheet	3 : 4
master no.		Replacement for 1793561		spec. indication		Blind angle projection
		DAF		drawing / issue number		
		CAD - Saber		1819612 / 00		
		Service number		01A-2		



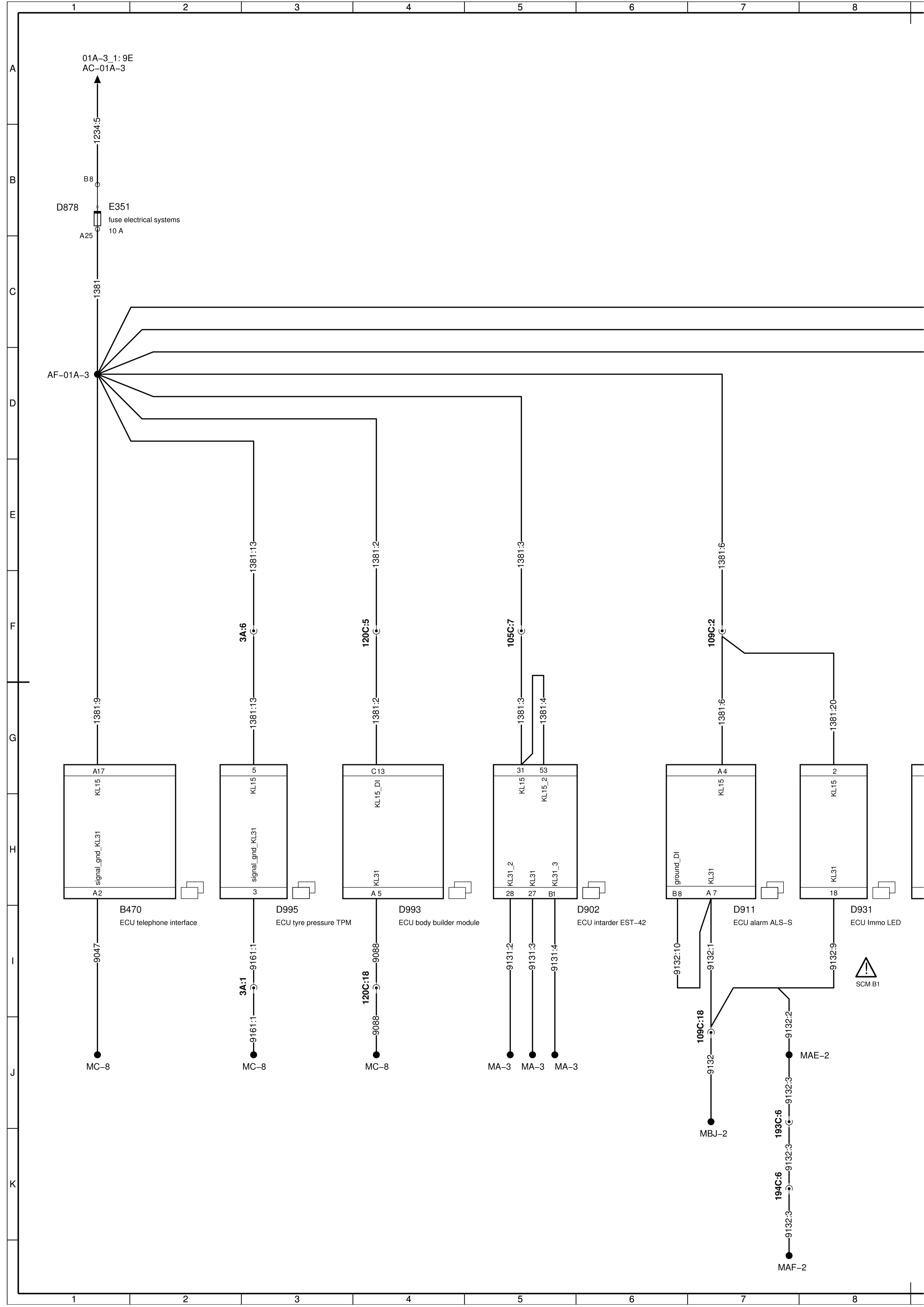


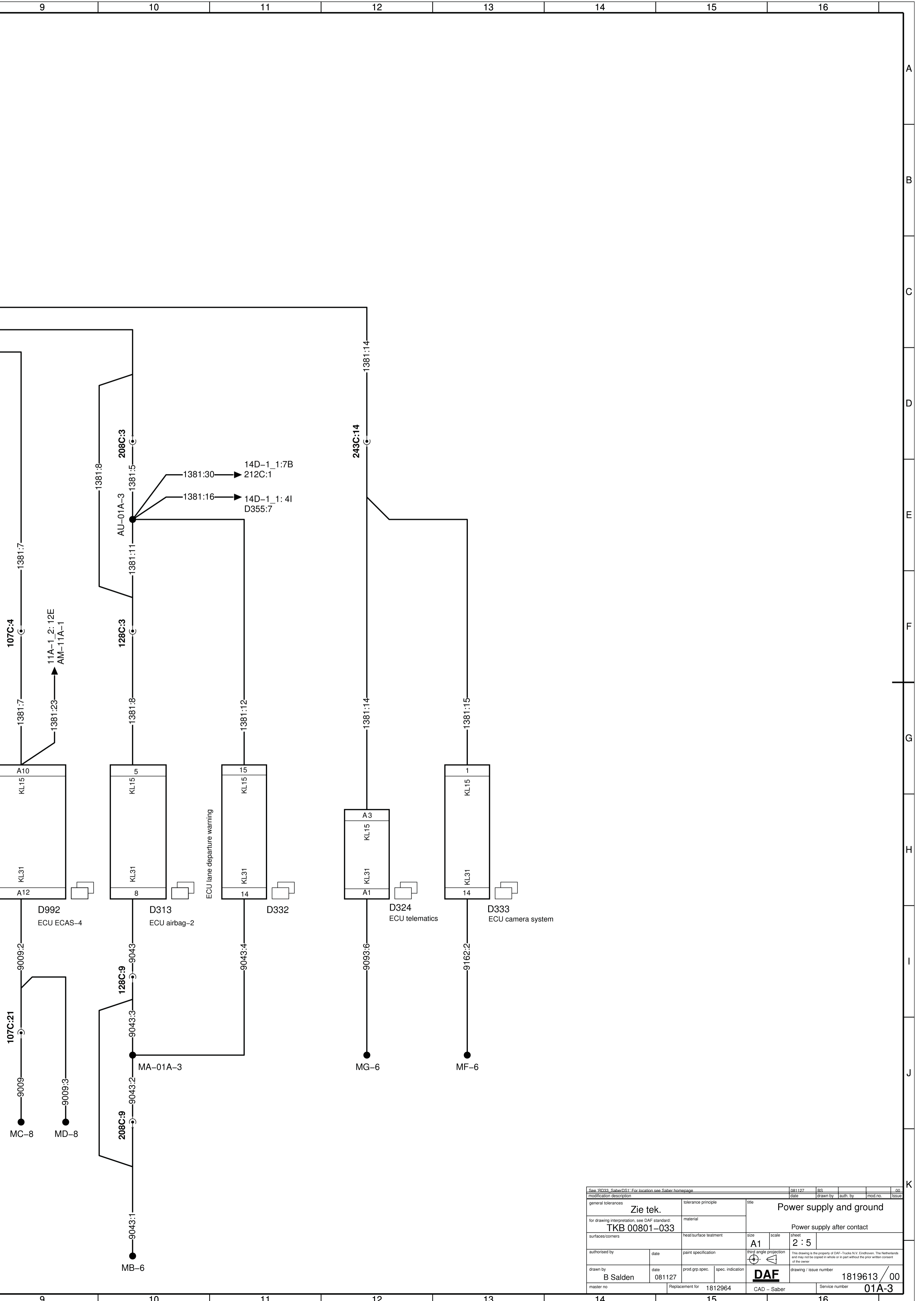
See 'RD33_SaberOS1' For location see Saber homepage				081127	BS			00
modification description		tolerance principle		date		drawn by		auth. by
general tolerances		Zie tek.						
for drawing interpretation, see DAF standard:		material		title				
TKB 00801-033				Power supply and ground				
surfaces/corners		heat/surface treatment		size	scale	sheet		
				A1	4 : 4	4 : 4		
authorised by	date	paint specification		blind angle projection		This drawing is the property of DAF-Trucks N.V., Eindhoven. The Netherlands and may not be copied in whole or in part without the prior written consent of the owner.		
drawn by	date	prod.grp.spec.	spec. indication	DAF		drawing / issue number		
B Salden	081127					1819612 / 00		
master no.	Replacement for		1793561	CAD - Saber		Service number		01A-2



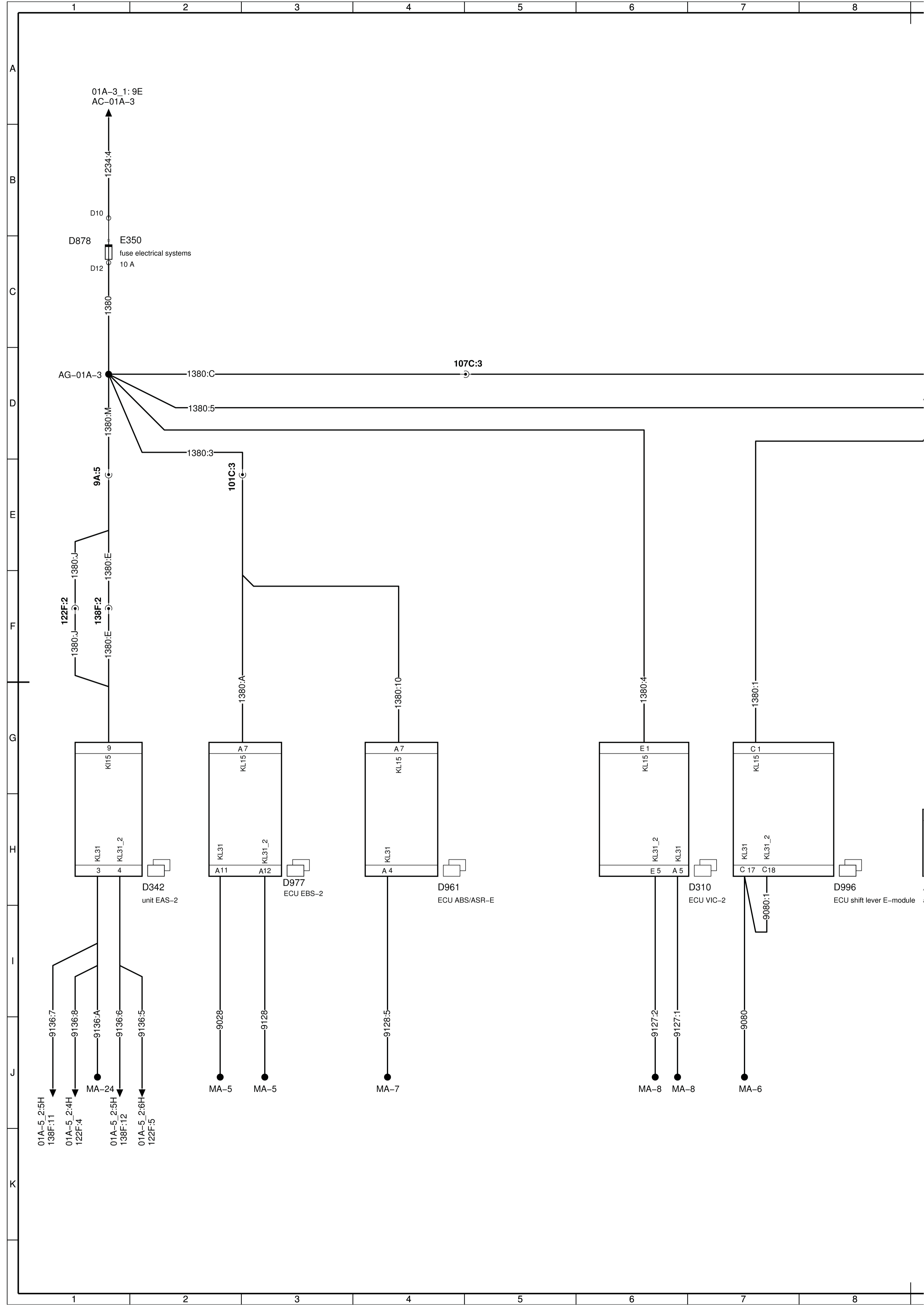


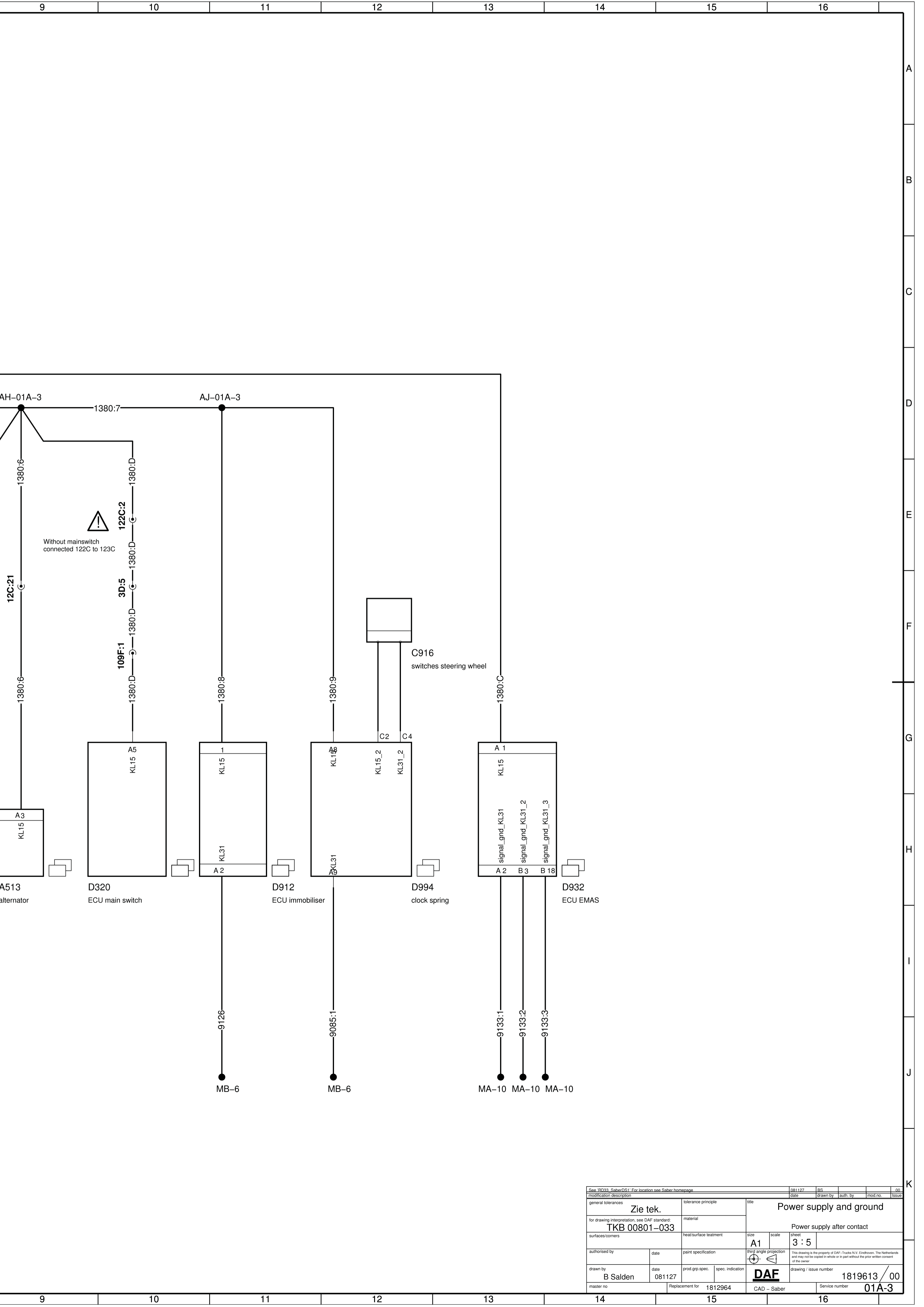
See 'RD33_SaberDS1' For location see Saber homepage		081127	BS			00
modification description		date	drawn by	auth. by	mod. no.	issue
general tolerances		tolerance principle		title		
according drawing				Power supply and ground		
for drawing interpretation, see DAF standard:		material		Power supply after contact		
TKB 00801-033				size	scale	sheet
surfaces/corners		heat/surface treatment		A1	1:5	
authorised by	date	paint specification	third angle projection		This drawing is the property of DAF-Trucks N.V. Eindhoven, The Netherlands and may not be copied in whole or in part without the prior written consent of the owner.	
drawn by	date	prod.grp.spec.	spec. indication	DAF	drawing / issue number	
B Salden	081127				1819613 / 00	
master no.	Replacement for	1812964	CAD - Saber	Service number	01A-3	



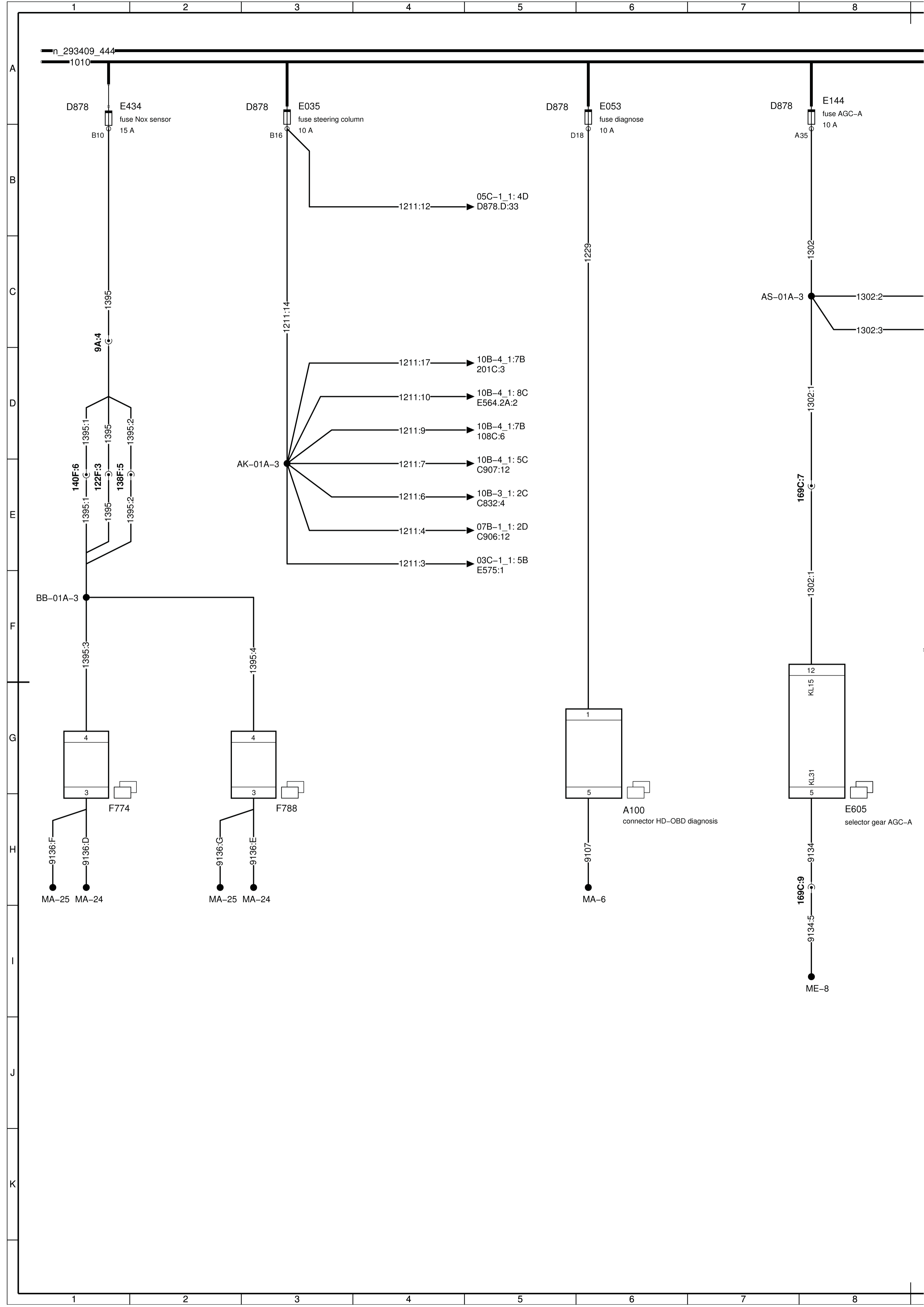


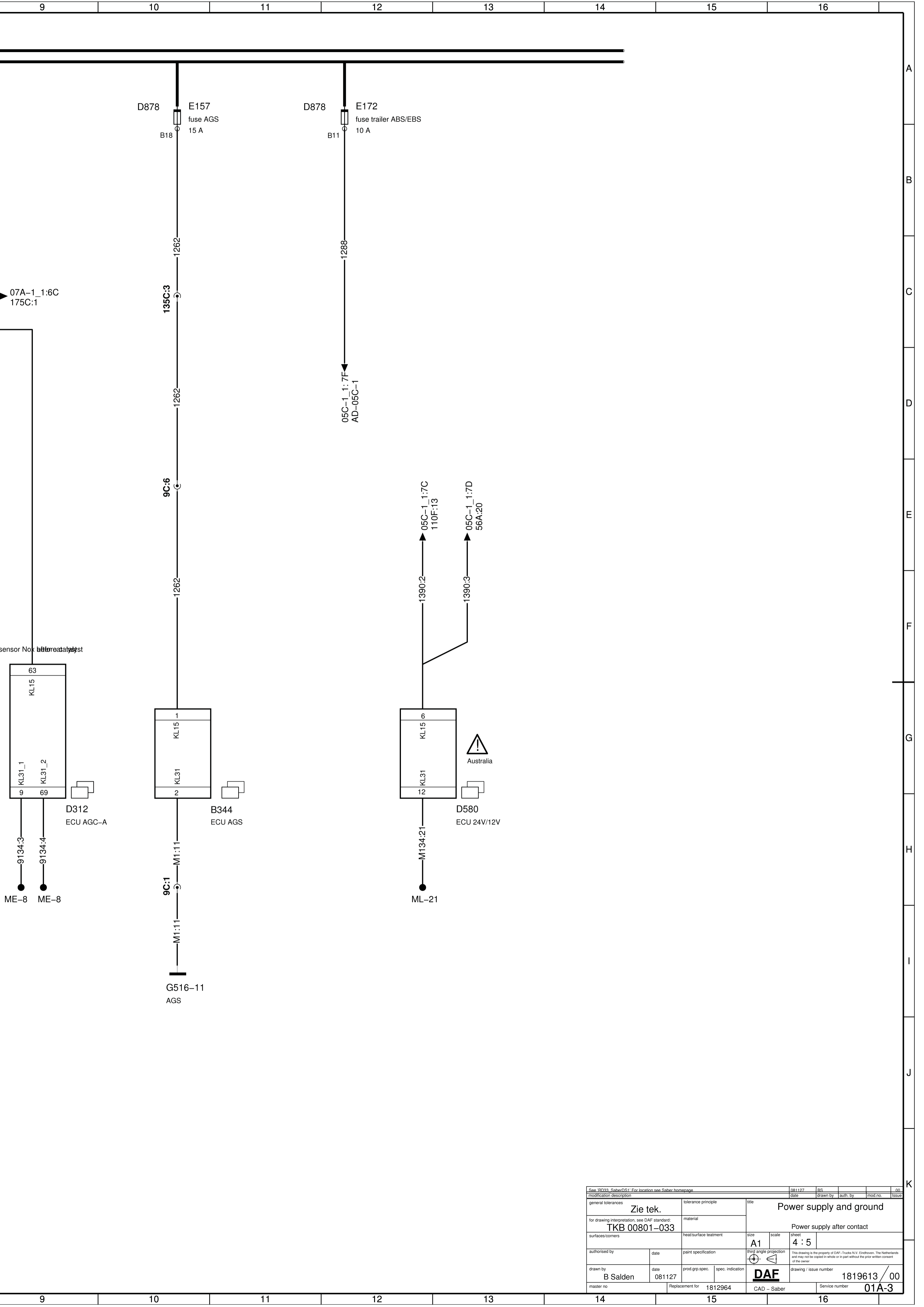
See RD33_SaberOS1: For location see Saber homepage		081127	BS				
modification description		date	drawn by	auth. by	mod. no.	no. issue	
general tolerances		Zie tek.		tolerance principle		title	
for drawing interpretation, see DAF standard:		TKB 00801-033		material		Power supply and ground	
surfaces/corners		heat/surface treatment		size		scale	
authorised by		date		paint specification		sheet	
drawn by		date		prod.grp.spec.		spec. indication	
master no.		Replacement for		1812964		CAD - Saber	
				DAF		drawing / issue number	
				1819613 / 00		Service number	
				01A-3			



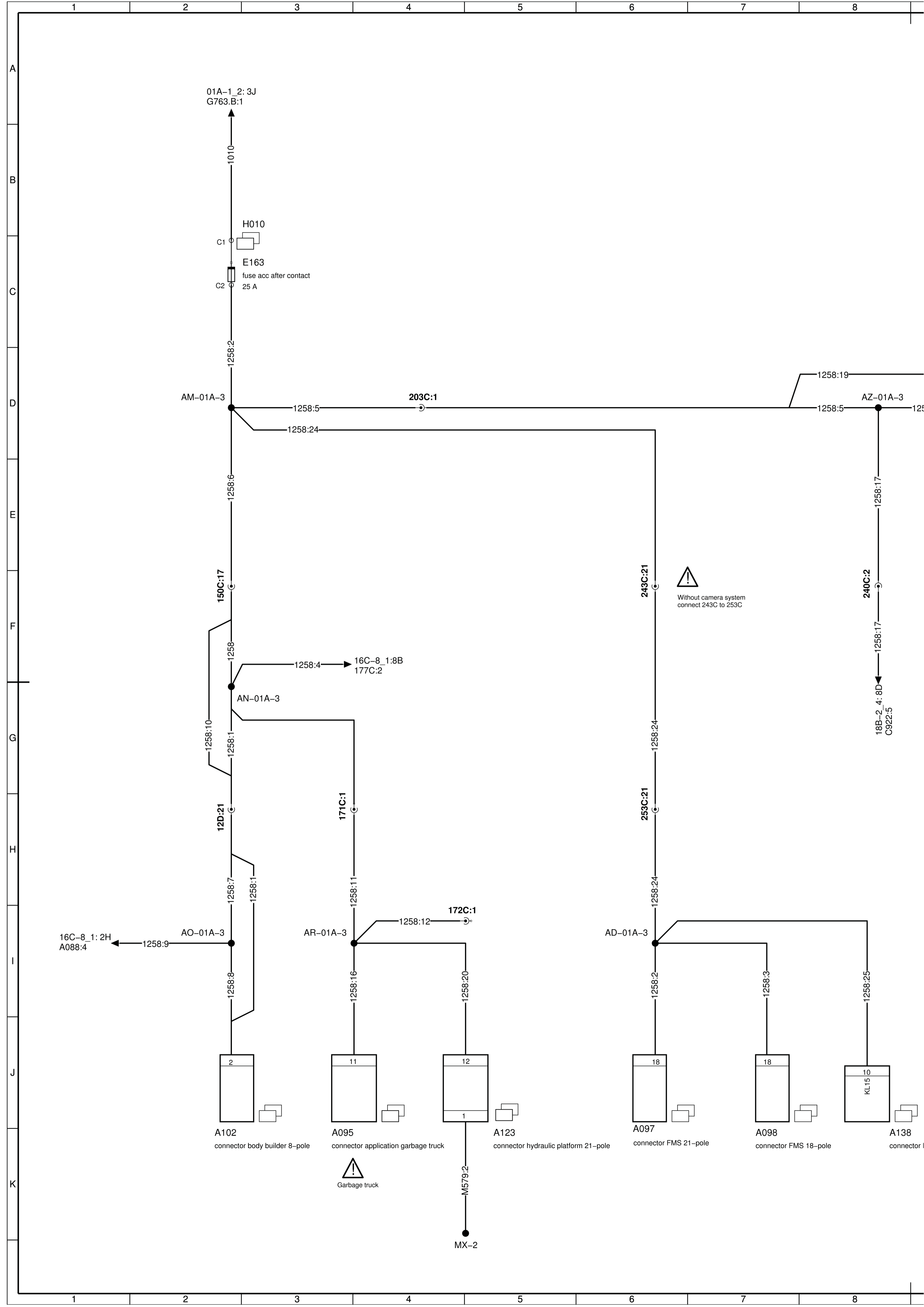


See RD33_SaberDS1 For location see Saber homepage		081127	BS			00
modification description		date	drawn by	auth. by	mod. no.	issue
general tolerances Zie tek.		tolerance principle		title Power supply and ground		
for drawing interpretation, see DAF standard: TKB 00801-033		material		Power supply after contact		
surfaces/corners		heat/surface treatment		size A1	scale 3 : 5	sheet
authorised by	date	paint specification		third angle projection 		This drawing is the property of DAF - Trucks N.V., Eindhoven. The Netherlands and may not be copied in whole or in part without the prior written consent of the owner.
drawn by B Salden	date 081127	prod.grp.spec.	spec. indication	DAF		drawing / issue number 1819613 / 00
master no.	Replacement for 1812964		CAD - Saber		Service number 01A-3	





See RD33_SaberOS1 For location see Saber homepage		081127	BS						
modification description		date	drawn by	auth. by	mod. no.	issue			
general tolerances		Zie tek.		tolerance principle		title			
for drawing interpretation, see DAF standard:		TKB 00801-033		material		Power supply and ground			
surfaces/corners		paint specification		size		scale		sheet	
authorised by		date		heat/surface treatment		A1		4 : 5	
drawn by		date		prod.grp.spec.		spec. indication		Blind angle projection	
B Salden		081127						This drawing is the property of DAF - Trucks N.V., Eindhoven. The Netherlands and may not be copied in whole or in part without the prior written consent of the owner.	
master no.		Replacement for		1812964		CAD - Saber		drawing / issue number	
								1819613 / 00	
								Service number	
								01A-3	



01A-1_2: 3J
G763.B:1

H010

E163
fuse acc after contact
25 A

AM-01A-3

203C:1

AZ-01A-3

150C:17



Without camera system
connect 243C to 253C

243C:21

240C:2

1258:4 → 16C-8_1:8B
177C:2

AN-01A-3

12D:21

171C:1

253C:21

18B-2_4: 8D
C922:5

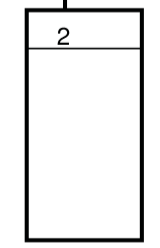
16C-8_1:2H
A088:4

AO-01A-3


AR-01A-3

172C:1

AD-01A-3



A102
connector body builder 8-pole



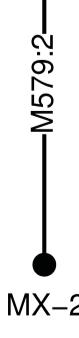
A095
connector application garbage truck



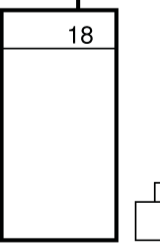
Garbage truck



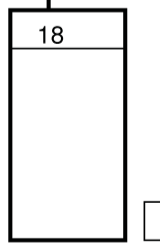
A123
connector hydraulic platform 21-pole



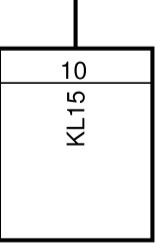
MX-2



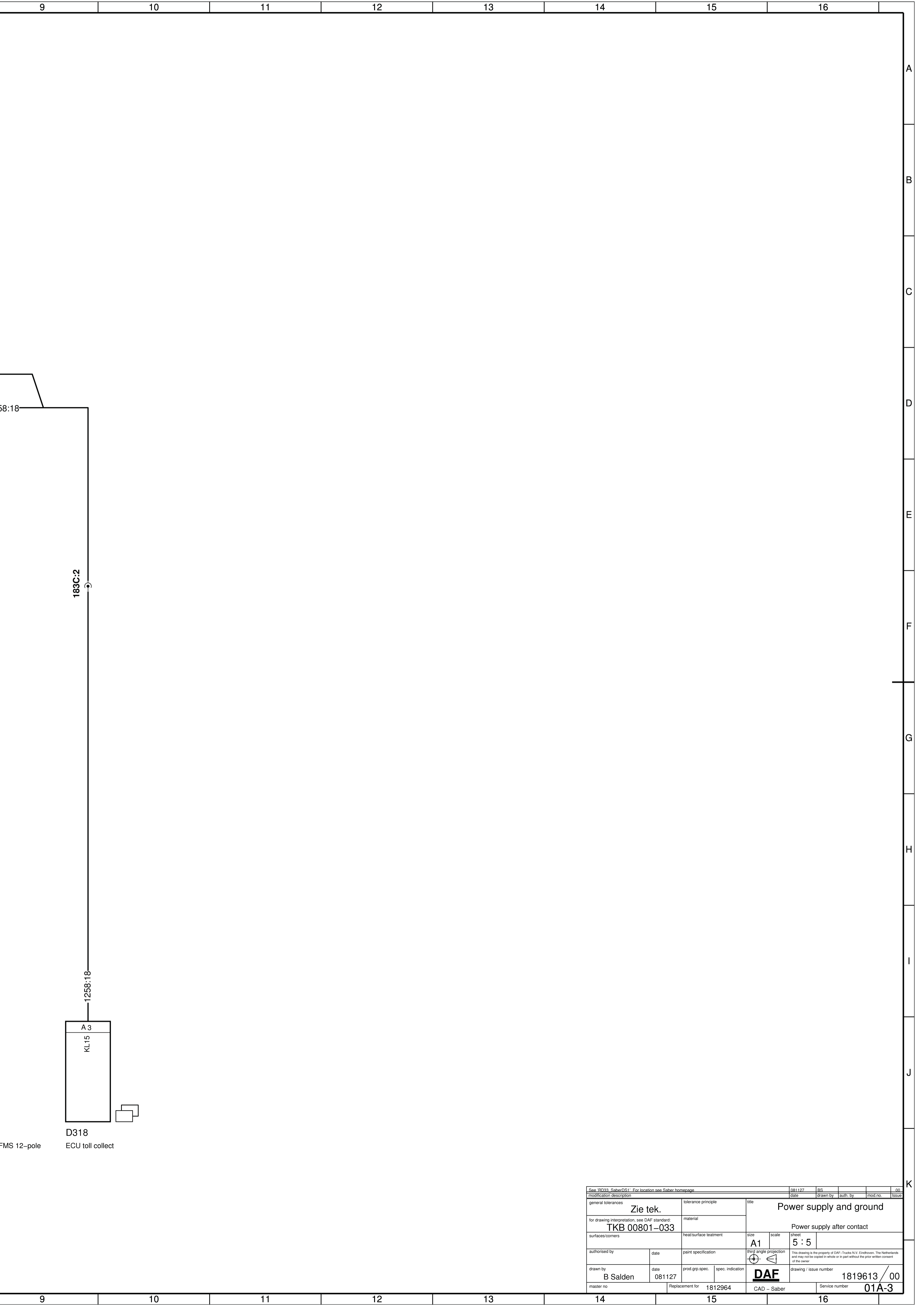
A097
connector FMS 21-pole



A098
connector FMS 18-pole



A138
connector



58:18

183C:2

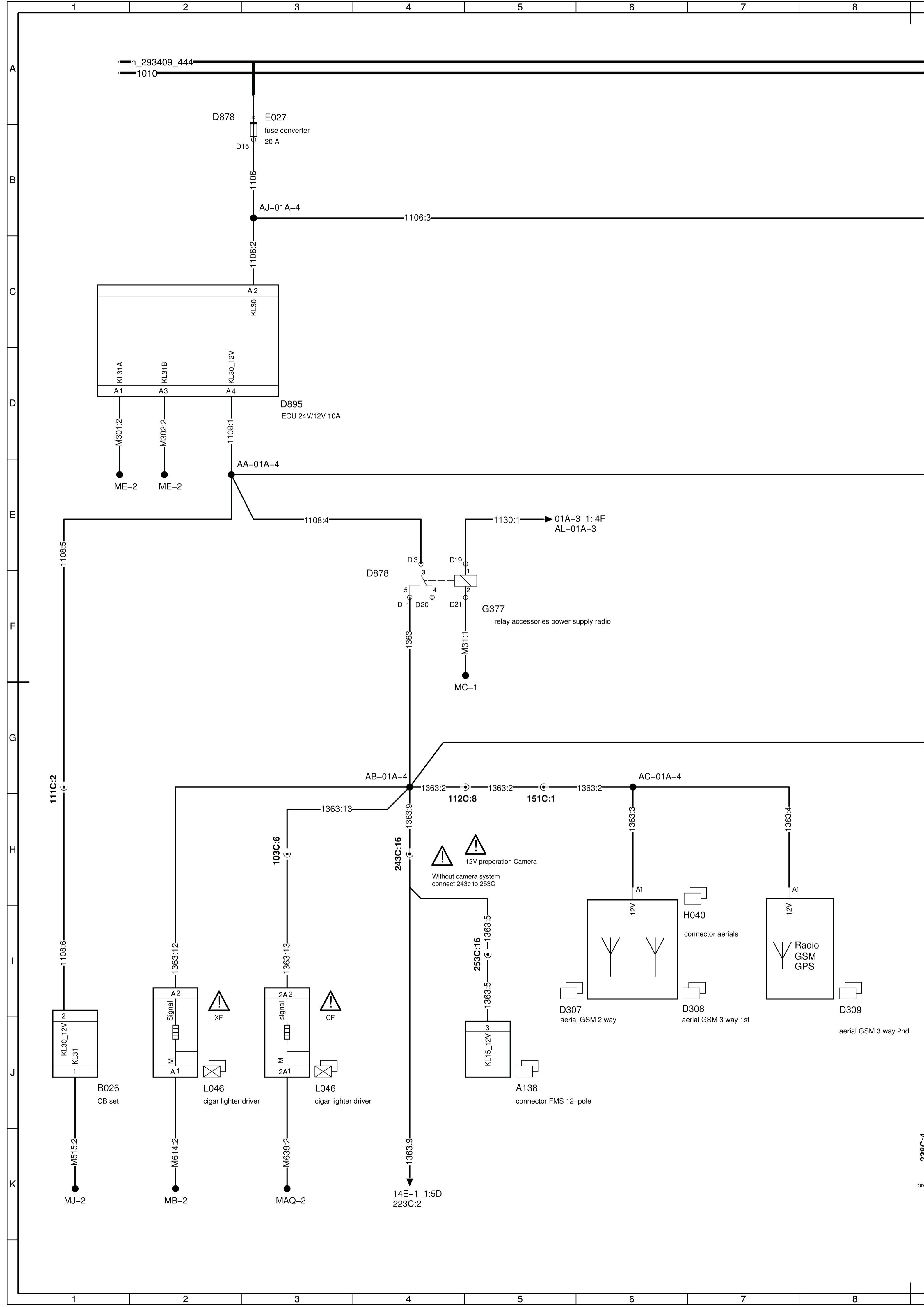
1256:18

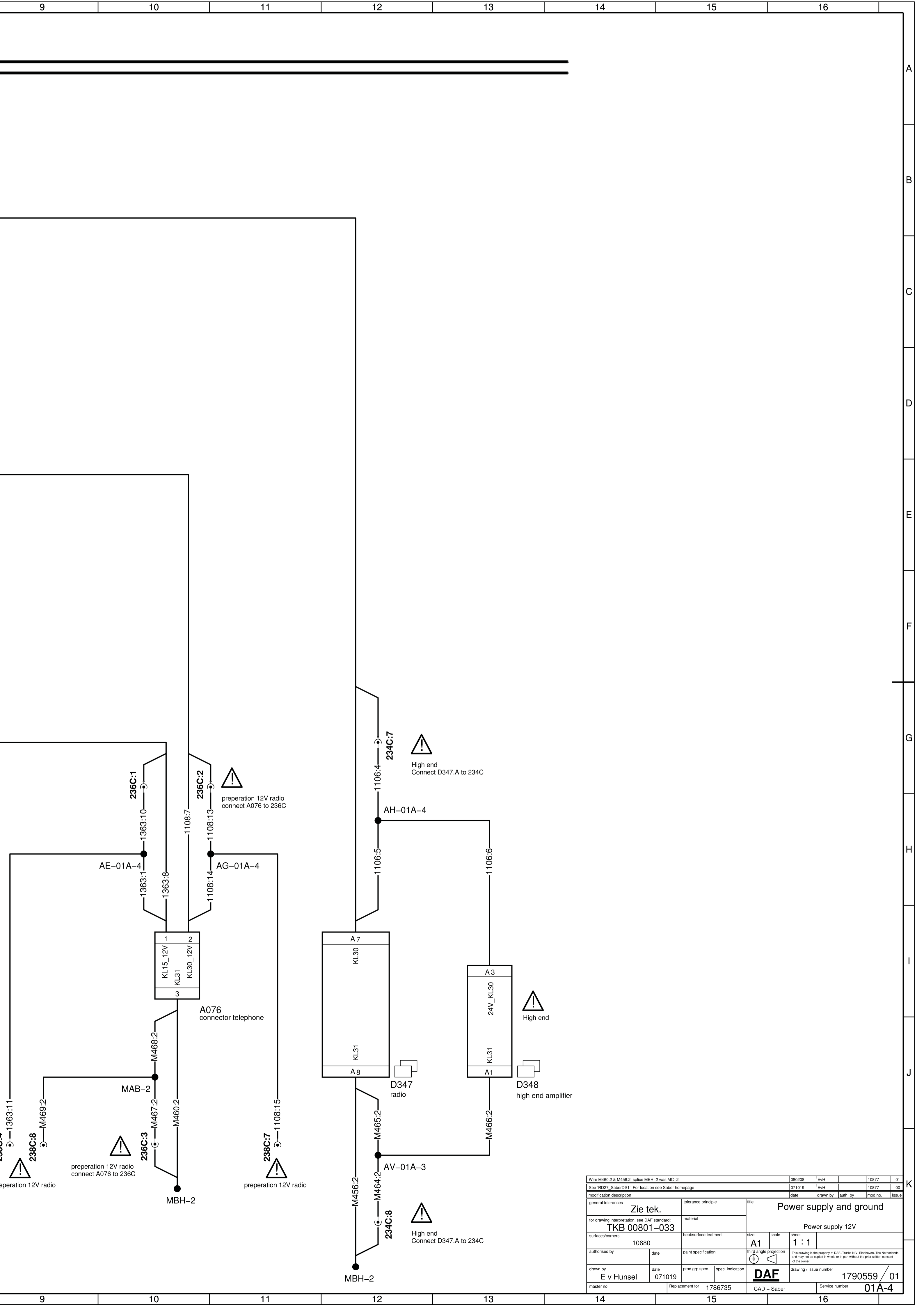
A3
KL15

D318
ECU toll collect

FMS 12-pole

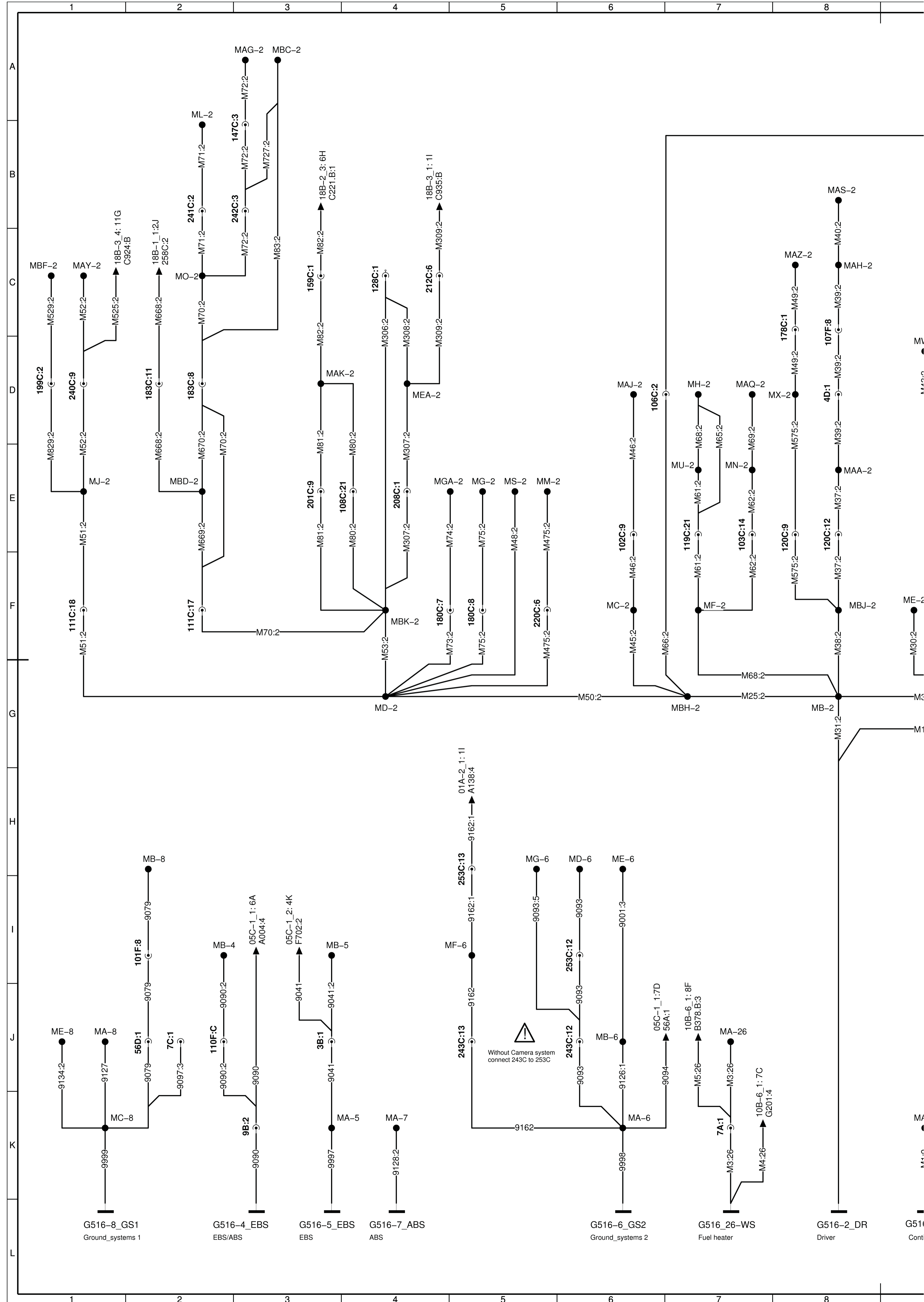
See RD33_SaberOS1 For location see Saber homepage		081127	BS						
modification description		date	drawn by	auth. by	mod. no.	issue			
general tolerances		Zie tek.		tolerance principle		title			
for drawing interpretation, see DAF standard:		TKB 00801-033		material		Power supply and ground			
surfaces/corners		heat/surface treatment		size		scale		sheet	
authorised by		date		paint specification		A1		5 : 5	
drawn by		date		prod.grp.spec.		spec. indication		drawing / issue number	
B Salden		081127				DAF		1819613 / 00	
master no.		Replacement for		1812964		CAD - Saber		Service number	
								01A-3	





Wire M460.2 & M456.2: splice MBH-2 was MC-2		080208	EVH	10877	01
See 'RD27_SaberOS1' For location see Saber homepage		071019	EVH	10877	00
modification description		date	drawn by	auth. by	mod.no.
general tolerances		Zie tek.		tolerance principle	
for drawing interpretation, see DAF standard:		TKB 00801-033		material	
surfaces/corners		10680		heat/surface treatment	
authorised by		date		paint specification	
drawn by		date		prod.grp.spec.	
master no.		Replacement for		spec. indication	
		1786735		CAD - Saber	
		1790559 / 01		drawing / issue number	
		01A-4		Service number	

title		Power supply and ground			
Power supply 12V					
size	scale	sheet			
A1	1 : 1				
Blind angle projection		This drawing is the property of DAF - Trucks N.V., Eindhoven, The Netherlands and may not be copied in whole or in part without the prior written consent of the owner.			
DAF		drawing / issue number			
		1790559 / 01			
		Service number			
		01A-4			



Without Camera system
connect 243C to 253C

G516-8_GS1
Ground_systems 1

G516-4_EBS
EBS/ABS

G516-5_EBS
EBS

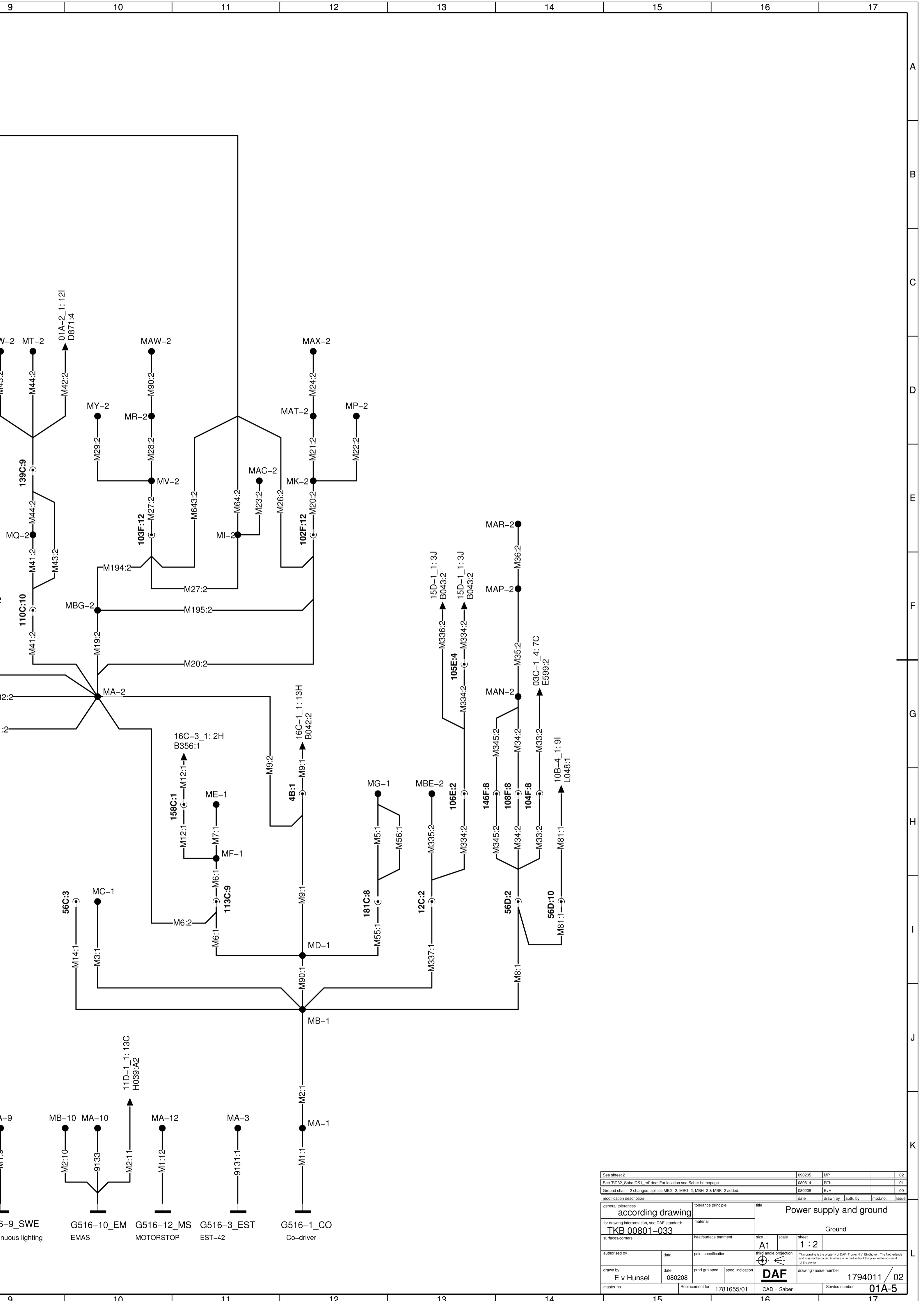
G516-7_ABS
ABS

G516-6_GS2
Ground_systems 2

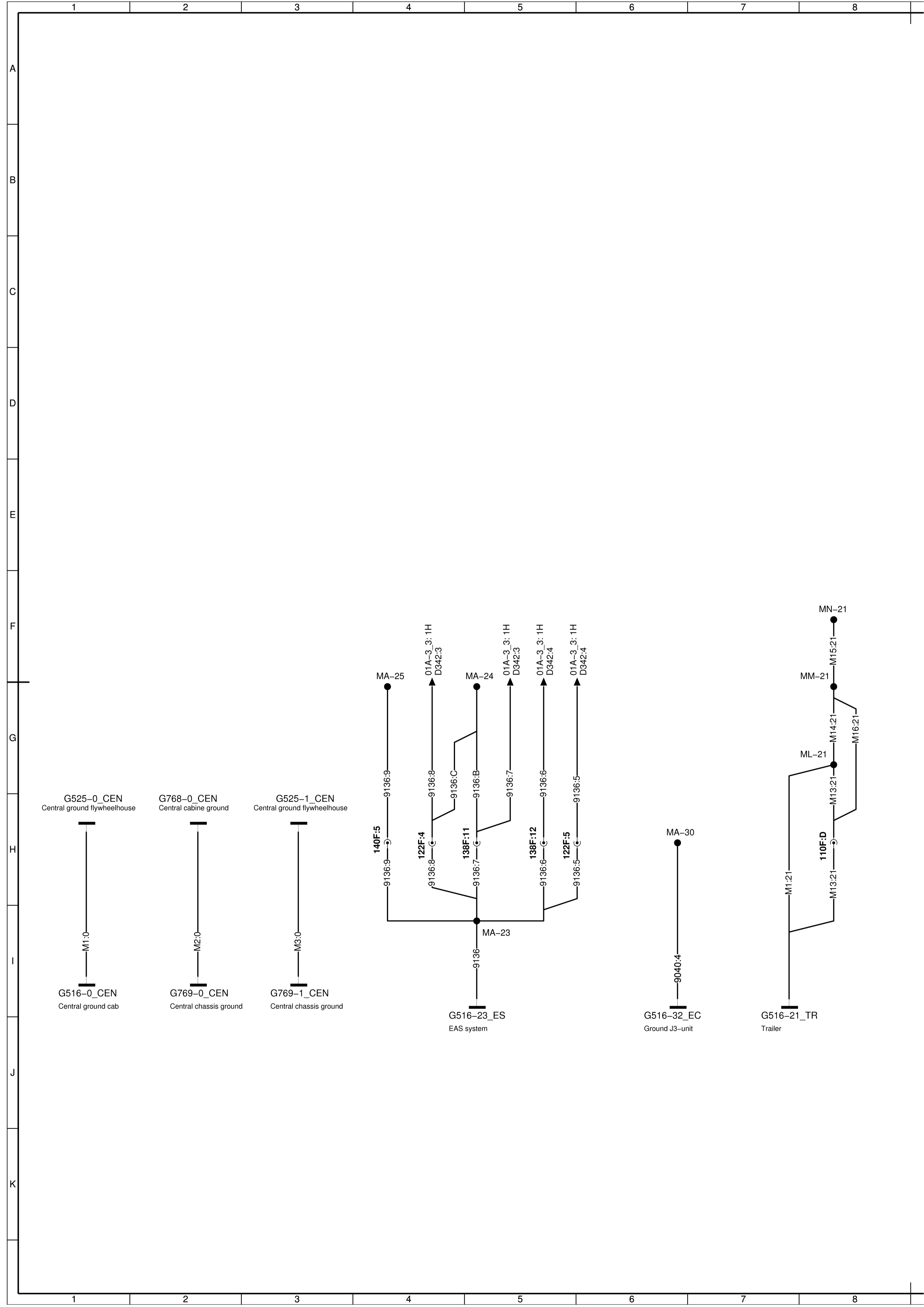
G516_26-WS
Fuel heater

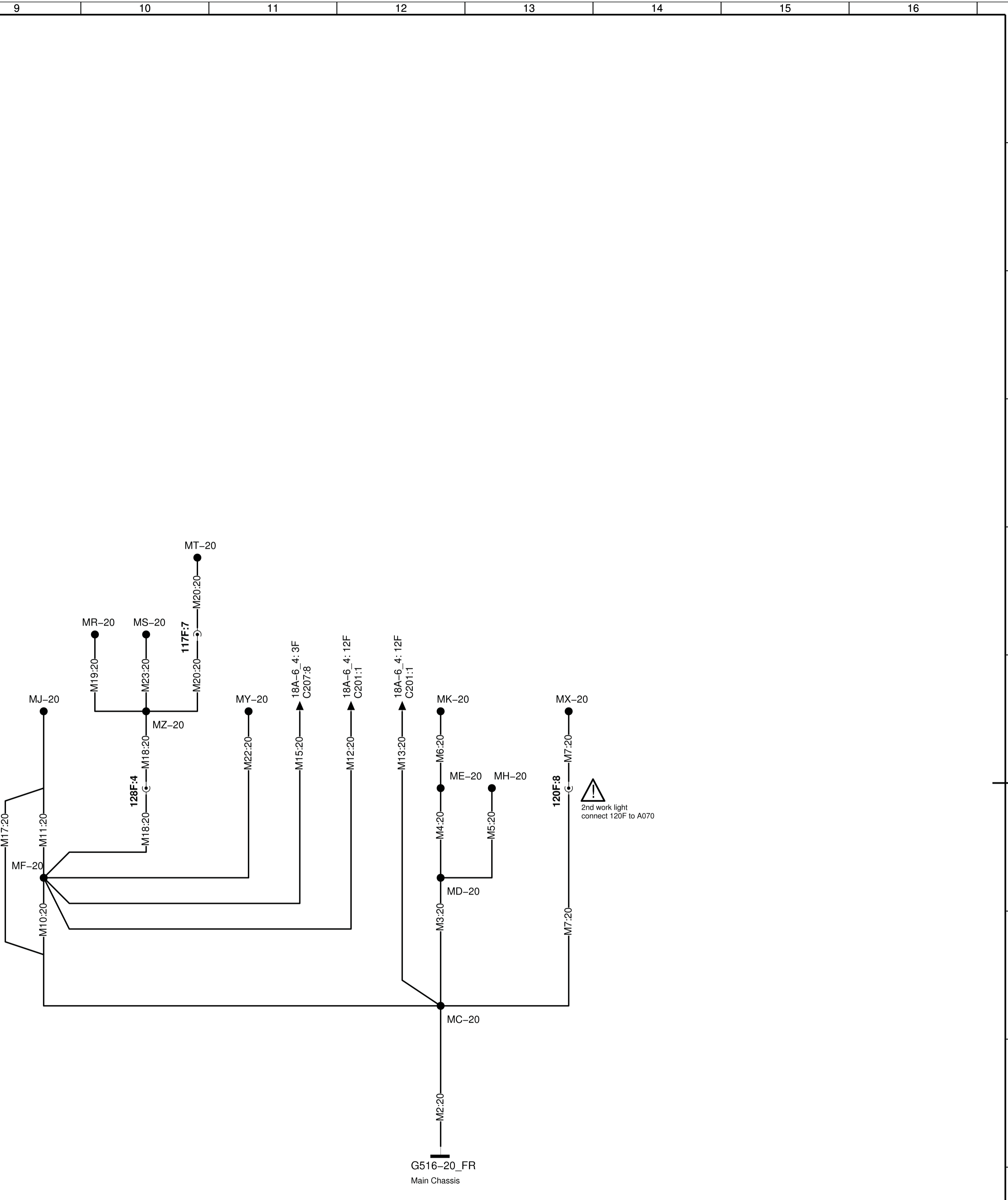
G516-2_DR
Driver

G516
Cont

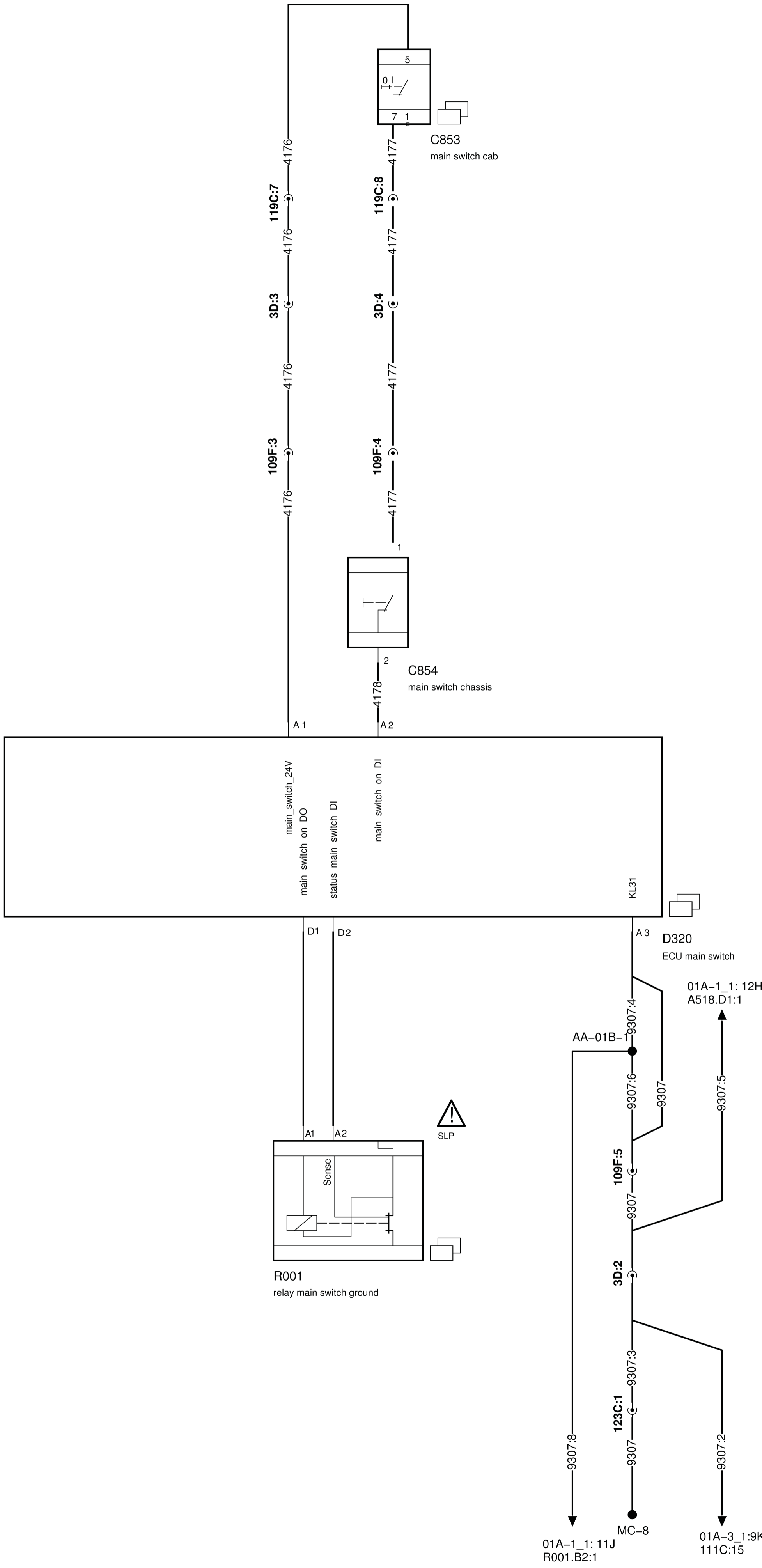


See sheet 2	090205	MP			02
See 'RD32: SaberDS1' rel' doc: For location see Saber homepage	080814	RTh			01
Ground chain -2 changed, splices MBG-2, MBH-2 & MBK-2 added.	080208	EvH			00
modification description	date	drawn by	auth. by	mod. no.	issue
general tolerances	according drawing		tolerance principle	title	
surfaces/corners	TKB 00801-033		material	Power supply and ground	
authorised by	date	paint specification	size	scale	sheet
drawn by	080208	prod.grp.spec.	A1	1:2	1
master no.	Replacement for	spec. indication	third angle projection		This drawing is the property of DAF-Trucks N.V. Eindhoven, The Netherlands and may not be copied in whole or in part without the prior written consent of the owner.
	1781655/01				
			drawing / issue number		
			CAD - Saber		1794011 / 02
			Service number		01A-5



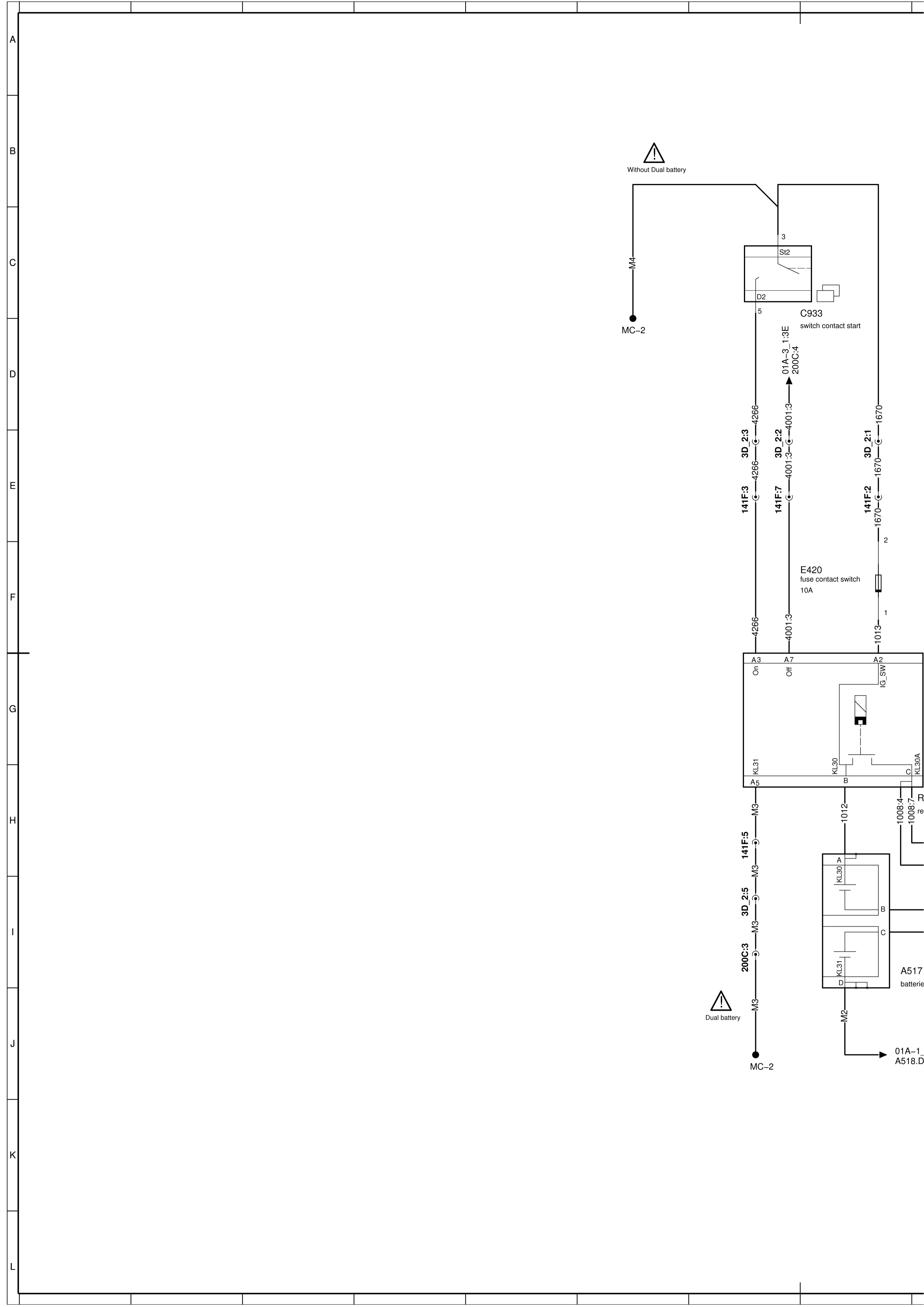


Wire M2-0 changed from PVC to PUR		090205	MP			02
See 'RD32_SaberOS1_ref.doc; For location see Saber homepage		080814	RTh			01
See sheet 01		080208	EvH			00
modification description		date	drawn by	auth. by	mod. no.	Issue
general tolerances	Zie tek.	tolerance principle	title			
for drawing interpretation, see DAF standard:	TKB 00801-033	material	Power supply and ground			
surfaces/corners		heat/surface treatment	size	scale	sheet	Ground
authorised by		paint specification	A1	2 : 2		
drawn by	E v Hunsel	prod.grp.spec.	third angle projection		This drawing is the property of DAF - Trucks N.V., Eindhoven. The Netherlands and may not be copied in whole or in part without the prior written consent of the owner.	
date	080208	spec. indication	DAF		drawing / issue number	1794011 / 02
master no.		Replacement for	1781655/01	CAD - Saber	Service number	01A-5



A
B
C
D
E
F
G
H
I
J
K

ee 'RD4_SaberDS1' For location see Saber homepage		060127	MP			08
CF65 added		050622	MP			07
Main switch changed to new status.		050422	MP		63789	06
Mainframe changed to new status		050301	MP		63789	05
Hyperlink changed		050118	A	Üzümçü		04
Connector changed C854, G367 wire 1009 connected to pin 88		051104	RTHJKr		10680	03
FRAME wires changed from T1 quality into T2 quality		040716	EvH		10680	02
D924 new symbol, pin C6 added on 1644407		040514	JKr		63676	01
modification description						
general tolerances	tolerance principle	title				
Zie tek.		Power supply and ground				
for drawing interpretation, see DAF standard:	material	Main switch				
TKB 00801-033		size	scale	sheet		
surfaces/corners	10680	A1	1 : 1			
authorised by	date	paint specification	first angle projection		This drawing is the property of DAF - Trucks N.V., Eindhoven. The Netherlands and may not be copied in whole or in part without the prior written consent of the owner.	
CM/Detech	040420	prod.grp.spec.	spec. indication	drawing / issue number		
		DAF		1644408 / 08		
master no	Replacement for	CAD - Saber		Service number	01B-1	



A
B
C
D
E
F
G
H
I
J
K
L

008
lay dual battery

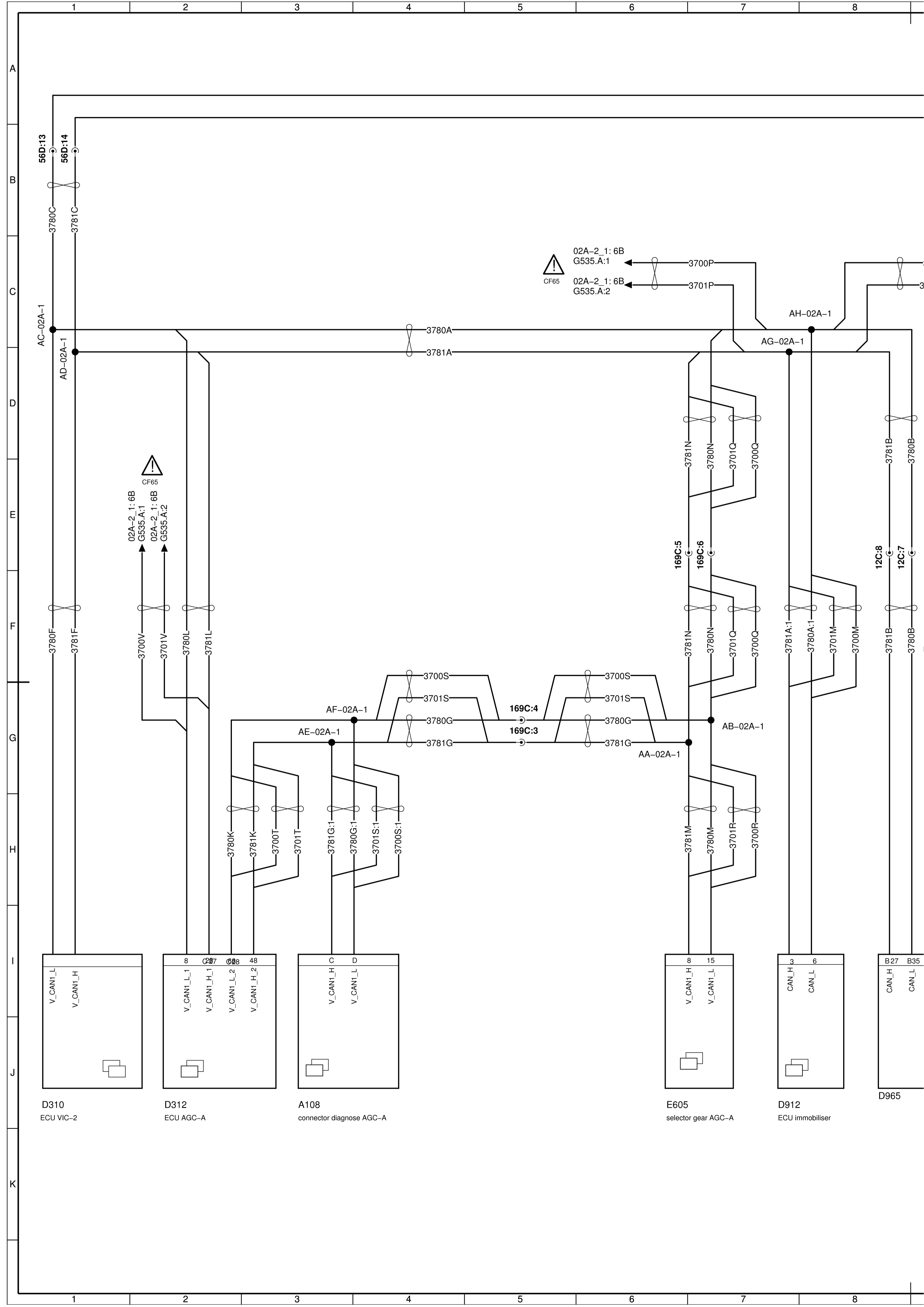
→ 01A-1_1: 8H
B010.A:1

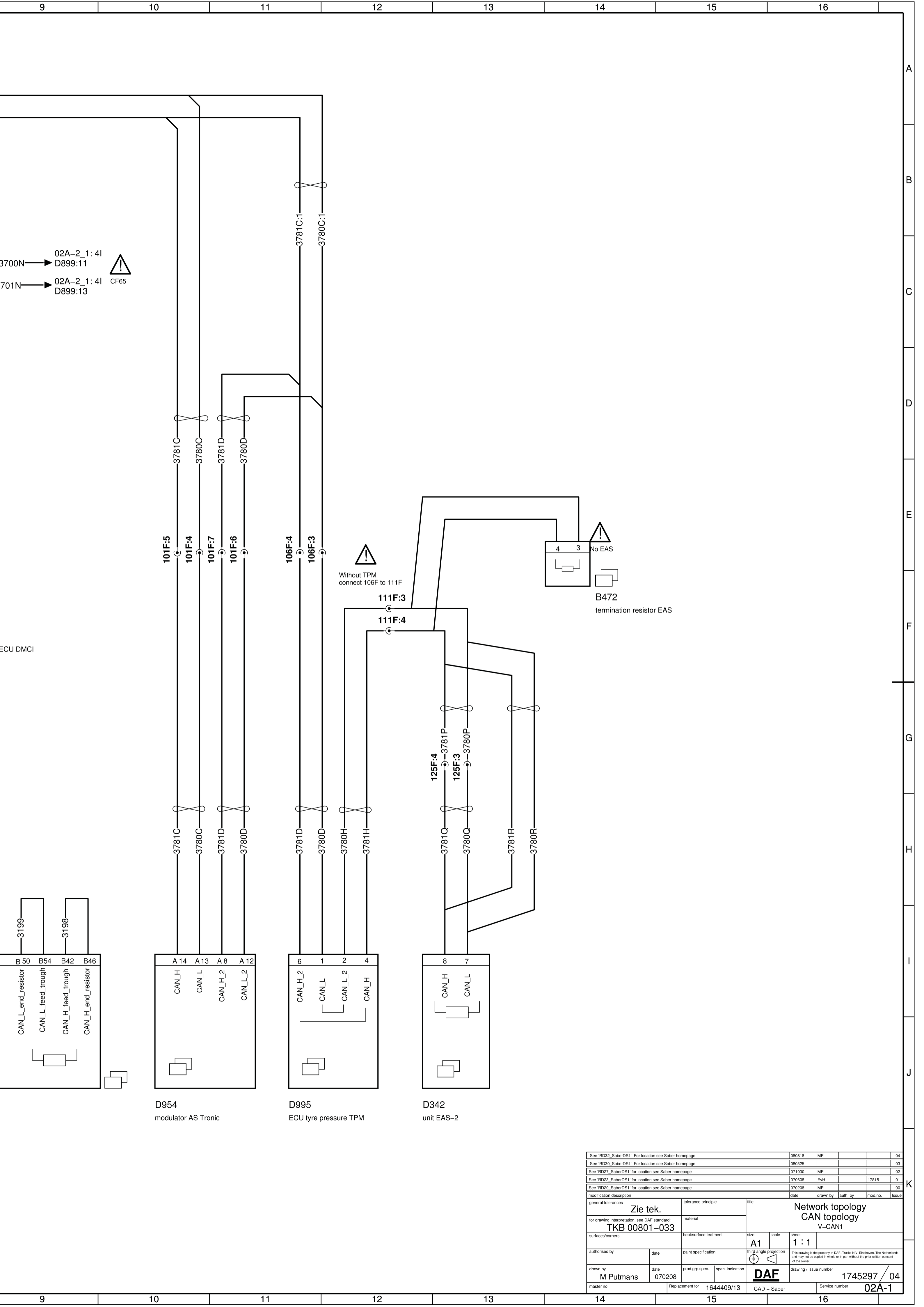
→ 01A-1_1: 12H
A518.A:1

s starter

: 12H
:1

See 'RD01_SaberDS1_ref' doc; For location see Saber homepage		080429	RTh			01
See 'RD20_SaberDS1_ref' doc; For location see Saber homepage		070216	MP			00
modification description		date	drawn by	auth. by	mod. no.	issue
general tolerances	tolerance principle	title				
according drawing		Power supply and ground				
for drawing interpretation, see DAF standard:	material	Dual battery				
TKB 00801-033		size	scale	sheet		
surfaces/corners	heat/surface treatment	A1	1 : 1			
authorised by	date	paint specification	third angle projection	This drawing is the property of DAF-Trucks N.V. Eindhoven, The Netherlands and may not be copied in whole or in part without the prior written consent of the owner		
drawn by	date	prod.grp.spec.	spec. indication	DAF	drawing / issue number	
M Putmans	070216				1779369 / 01	
master no	Replacement for	1737609/02	CAD - Saber	Service number	01C-1	





3700N → 02A-2_1: 4I
D899:11

3701N → 02A-2_1: 4I
D899:13

CF65

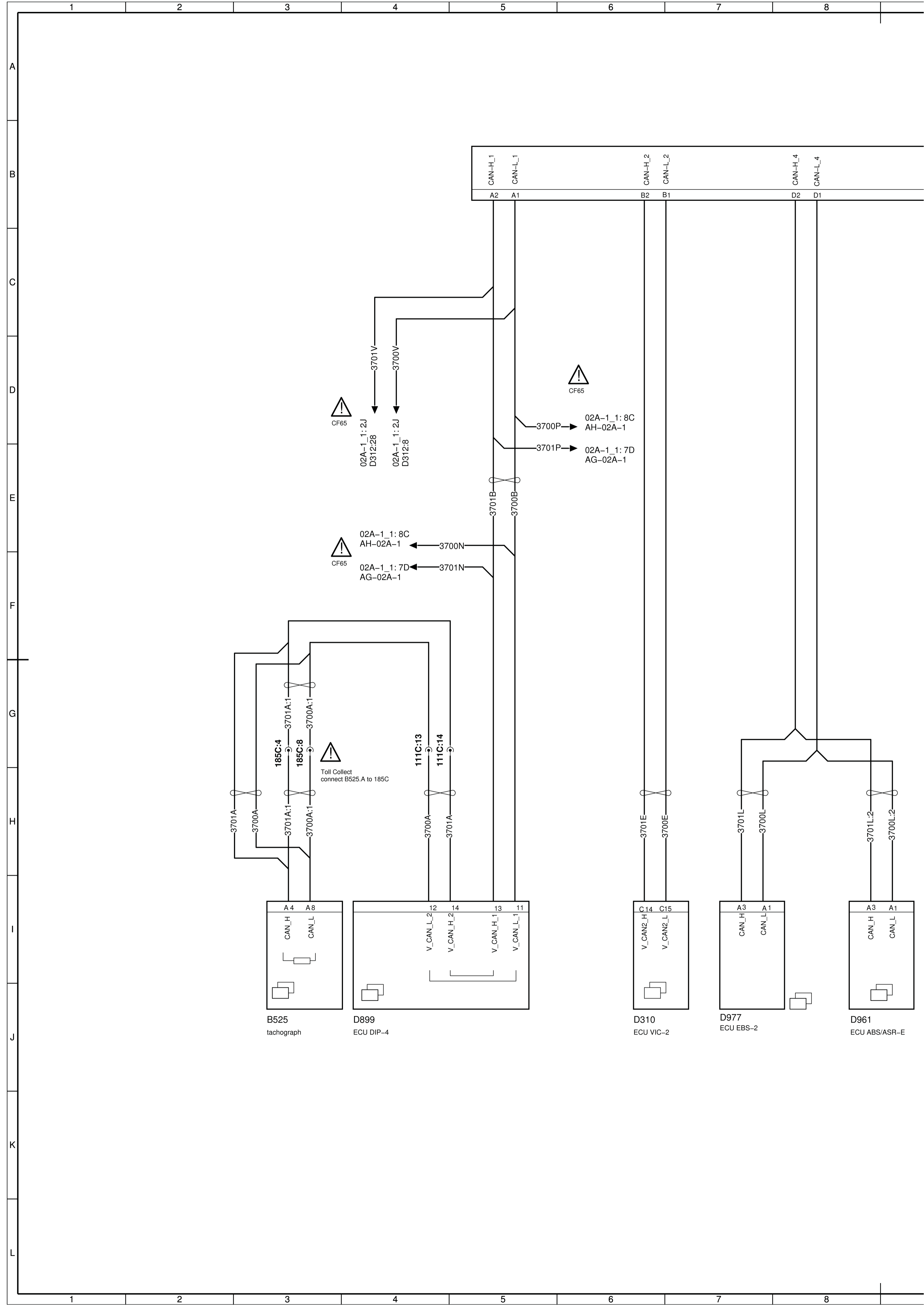
ECU DMCI

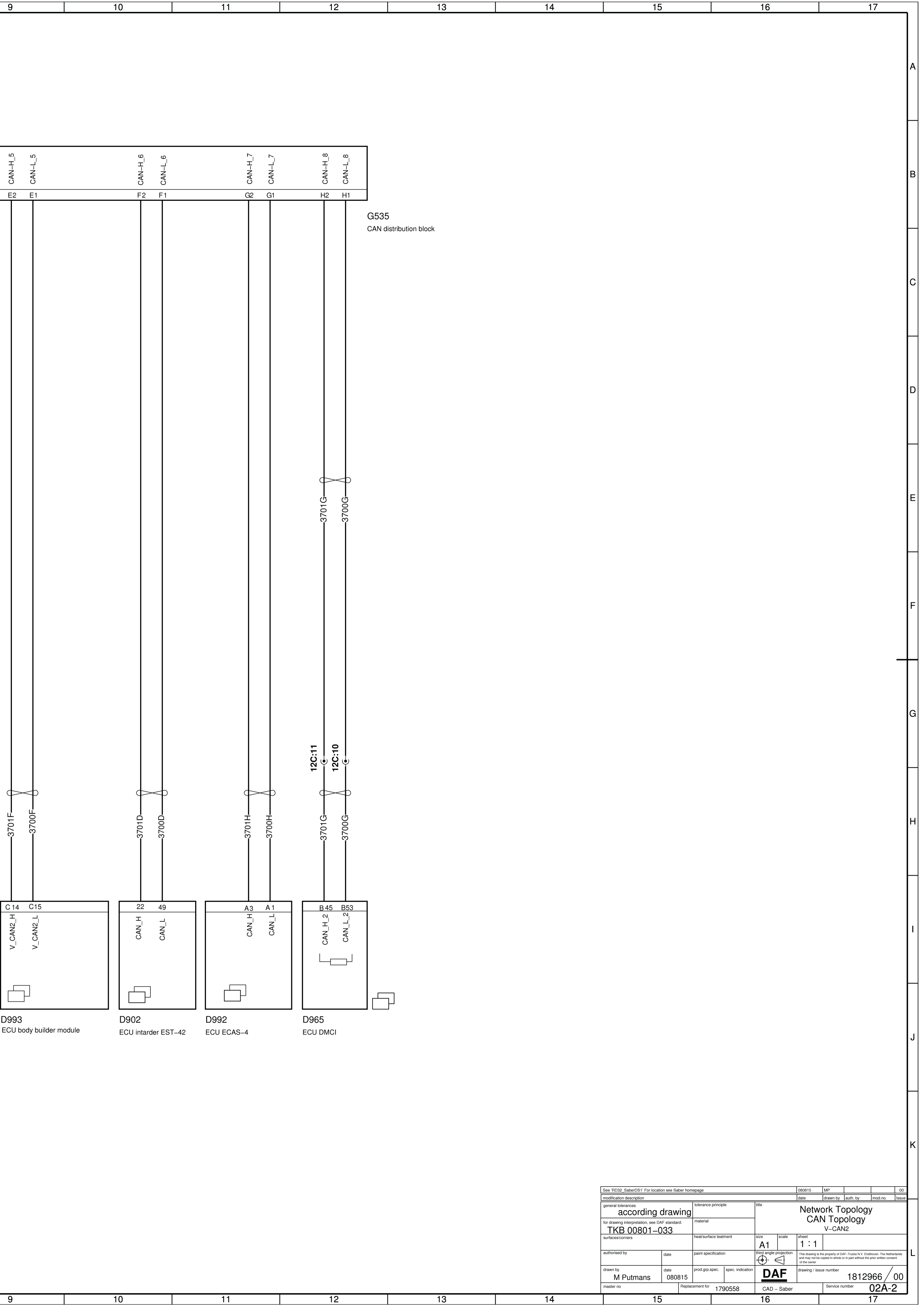
D954
modulator AS Tronic

D995
ECU tyre pressure TPM

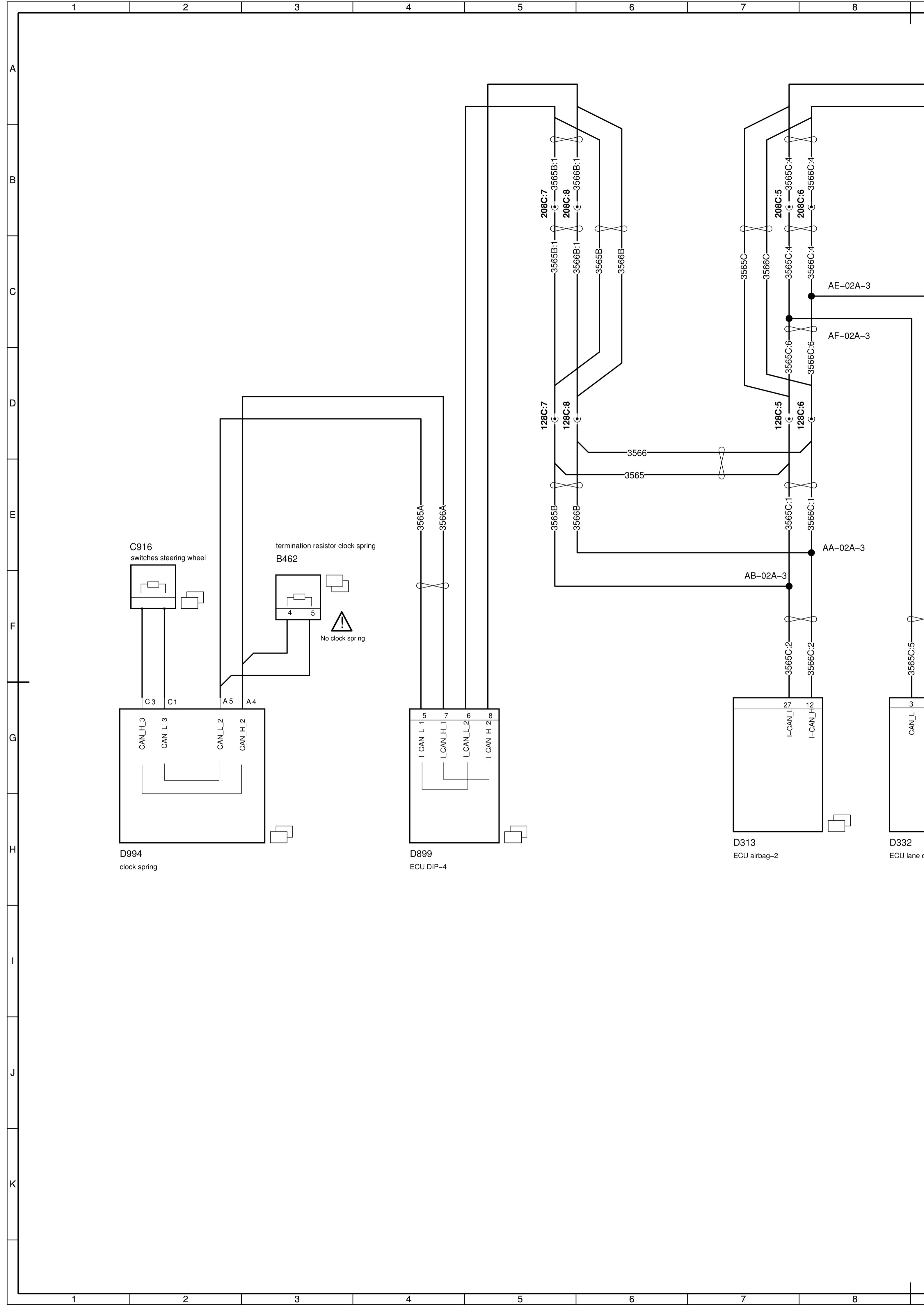
D342
unit EAS-2

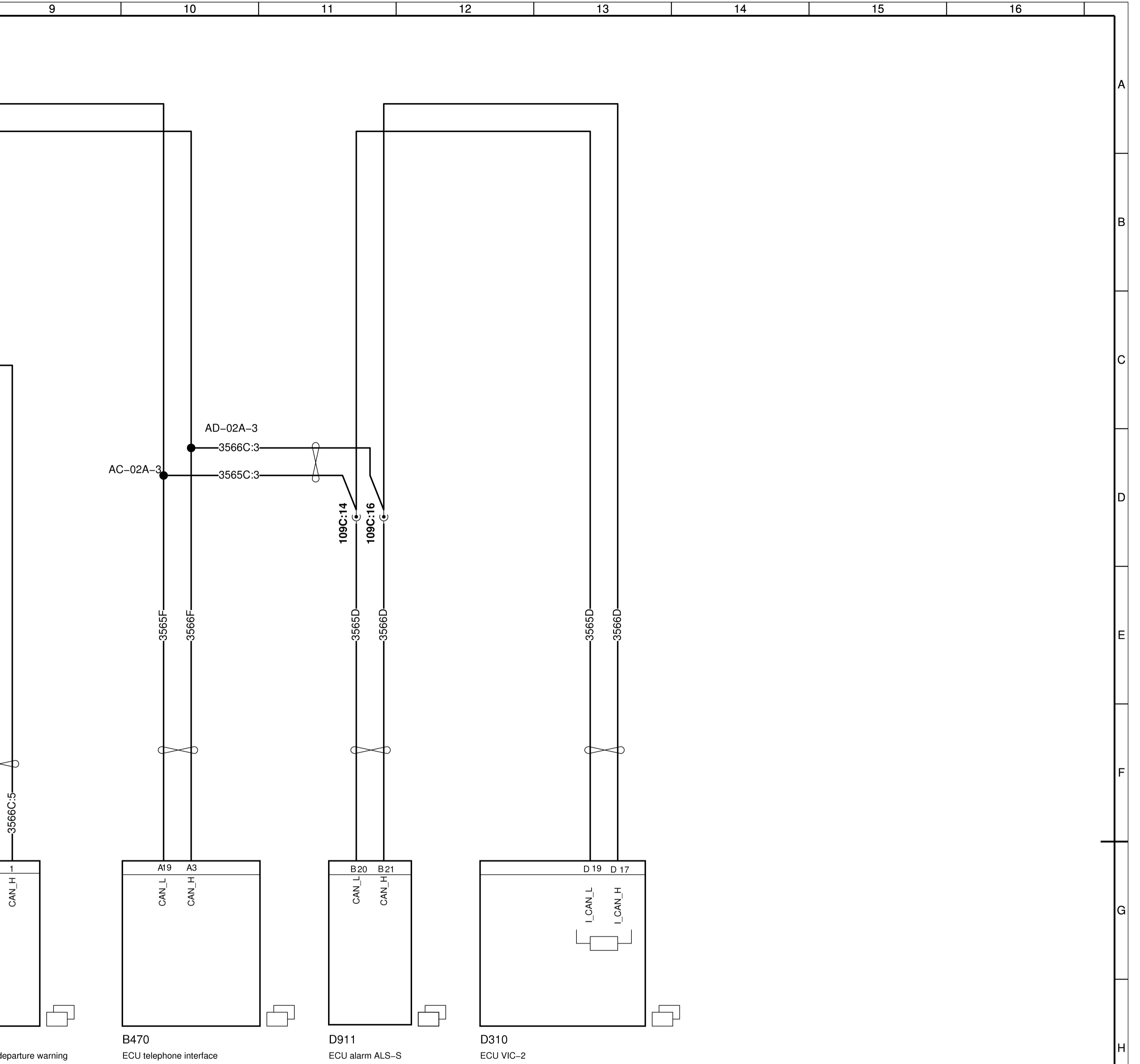
See RD32_SaberDS1* For location see Saber homepage	080818	MP			04
See RD30_SaberDS1* For location see Saber homepage	080325				03
See RD27_SaberDS1* for location see Saber homepage	071030	MP			02
See RD23_SaberDS1* for location see Saber homepage	070608	EVH		17815	01
See RD20_SaberDS1* for location see Saber homepage	070208	MP			00
modification description	date	drawn by	auth. by	mod. no.	issue
general tolerances	Zie tek.		tolerance principle	title	
for drawing interpretation, see DAF standard:	TKB 00801-033		material	Network topology CAN topology V-CAN1	
surfaces/corners	size	scale	sheet		
authorised by	date	paint specification	third angle projection	This drawing is the property of DAF - Trucks N.V., Eindhoven. The Netherlands and may not be copied in whole or in part without the prior written consent of the owner.	
drawn by	date	prod.grp.spec.	spec. indication	drawing / issue number	
master no.	Replacement for	1644409/13	DAF	1745297 / 04	
			CAD - Saber	Service number	02A-1





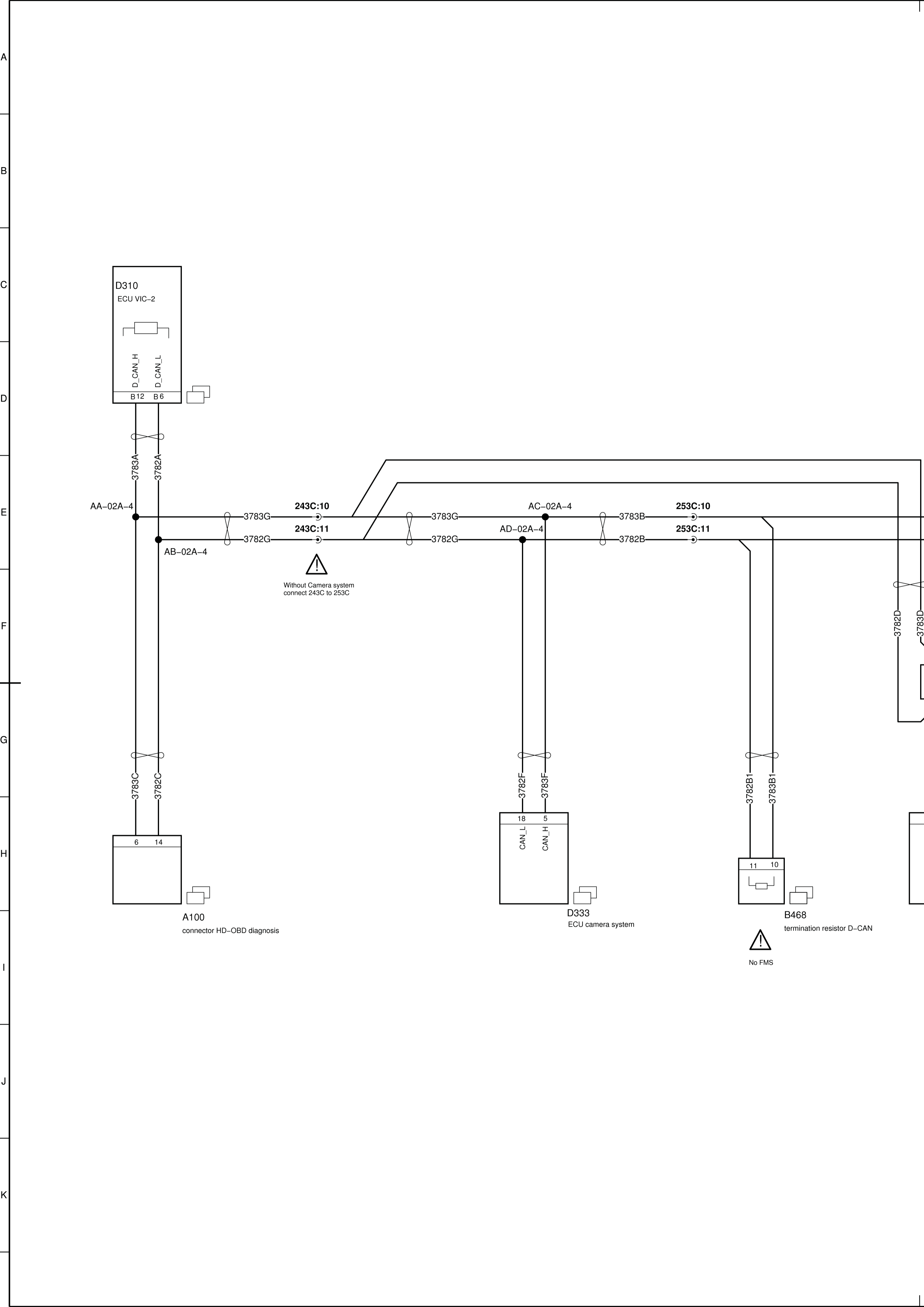
See 'RD32 - SaberDS1' For location see Saber homepage		080815	MP			00
modification description		date	drawn by	auth. by	mod. no.	issue
general tolerances		tolerance principle		title		
according drawing				Network Topology		
TKB 00801-033		material		CAN Topology		
surfaces/corners		heat/surface treatment		size	scale	sheet
				A1	1:1	1
authorised by	date	paint specification		third angle projection		This drawing is the property of DAF-Trucks N.V. Eindhoven. The Netherlands and may not be copied in whole or in part without the prior written consent of the owner.
M Putmans	080815	prod.grp.spec. spec. indication				
drawing / issue number		DAF		1812966 / 00		
master no.		Replacement for		CAD - Saber		Service number
		1790558				02A-2





departure warning
 B470 ECU telephone interface
 D911 ECU alarm ALS-S
 D310 ECU VIC-2

See 'RD27_SaberDS1' For location see Saber homepage	071101	MP			08
See 'RD9_SaberDS1' For location see Saber homepage	060512	MP			07
See 'RD1_SaberDS1' For location see Saber homepage	080905	R.Thijs			06
New drawing method adopted	050414	MP			05
Sheet size changed to A1	050125	MP			04
Twisted wires adjusted	041112	A. Özümçü			03
B426 TERMINATION END RESISTOR ADDED.	040902	JKr			10680 02
B470 PINNING CHANGED TO PRODUCTION STATUS.	040518	JKr			10680 01
modification description	date	drawn by	auth. by	mod. no.	issue
general tolerances	Zie tek.		tolerance principle	title	
for drawing interpretation, see DAF standard:	TKB 00801-033		material	Network topology CAN topology I-CAN	
surfaces/corners	10680	heat/surface treatment	size	scale	sheet
authorised by	date	paint specification	A1	1 : 1	
drawn by	date	prod.grp.spec.	Blind angle projection		This drawing is the property of DAF-Tuuske N.V., Eindhoven. The Netherlands and may not be copied in whole or in part without the prior written consent of the owner.
CM/Detech	040420	spec. indication			
master no.	Replacement for	DAF		drawing / issue number	1644411 / 08
		CAD - Saber		Service number	02A-3



D310
ECU VIC-2

D_CAN_H
D_CAN_L

B12 B6

AA-02A-4

AB-02A-4



Without Camera system
connect 243C to 253C

AC-02A-4

AD-02A-4

253C:10

253C:11

6 14

A100
connector HD-OBD diagnosis

18 5

CAN_L
CAN_H

D333
ECU camera system

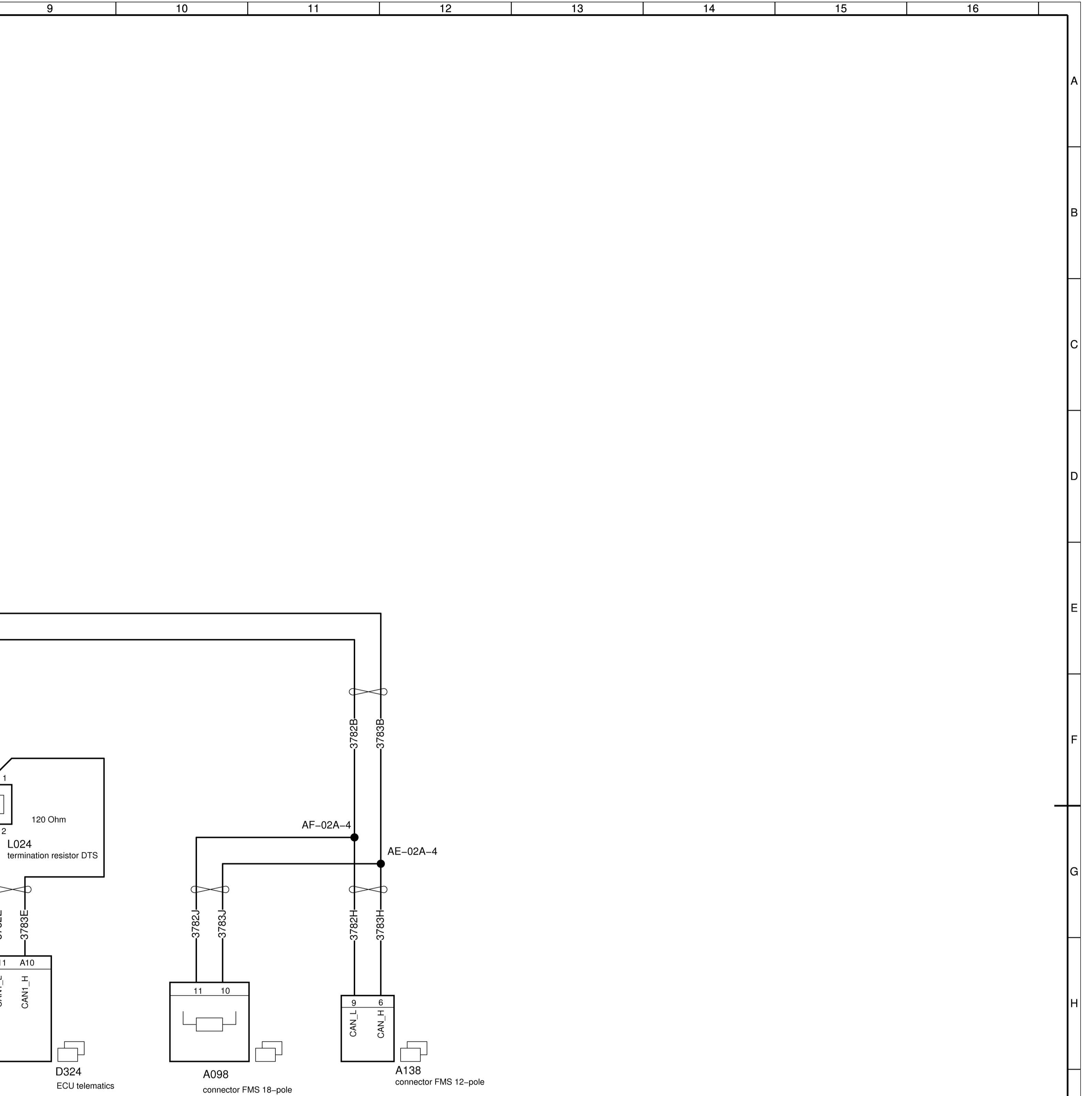
11 10

B468
termination resistor D-CAN

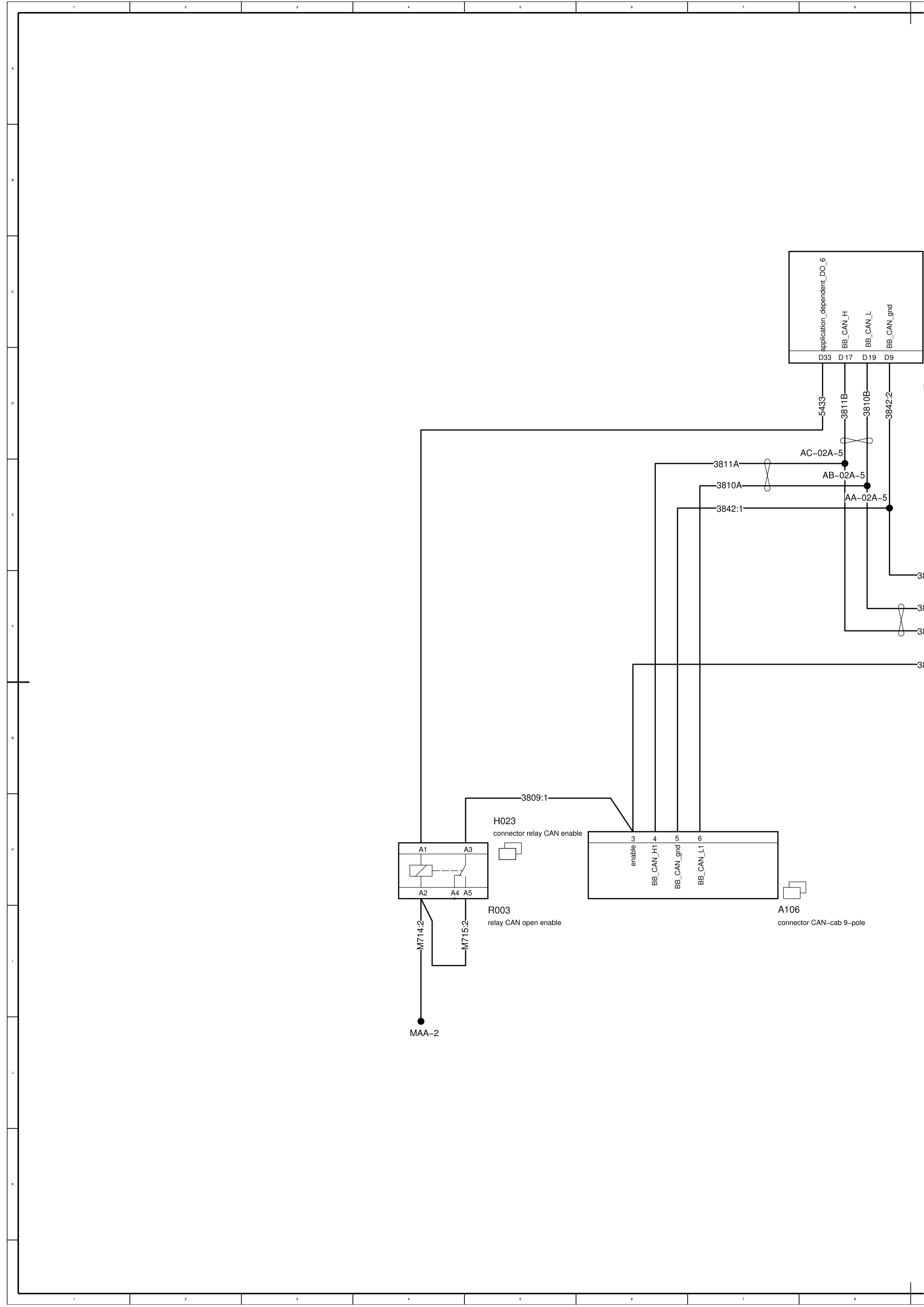


No FMS

CAN_H

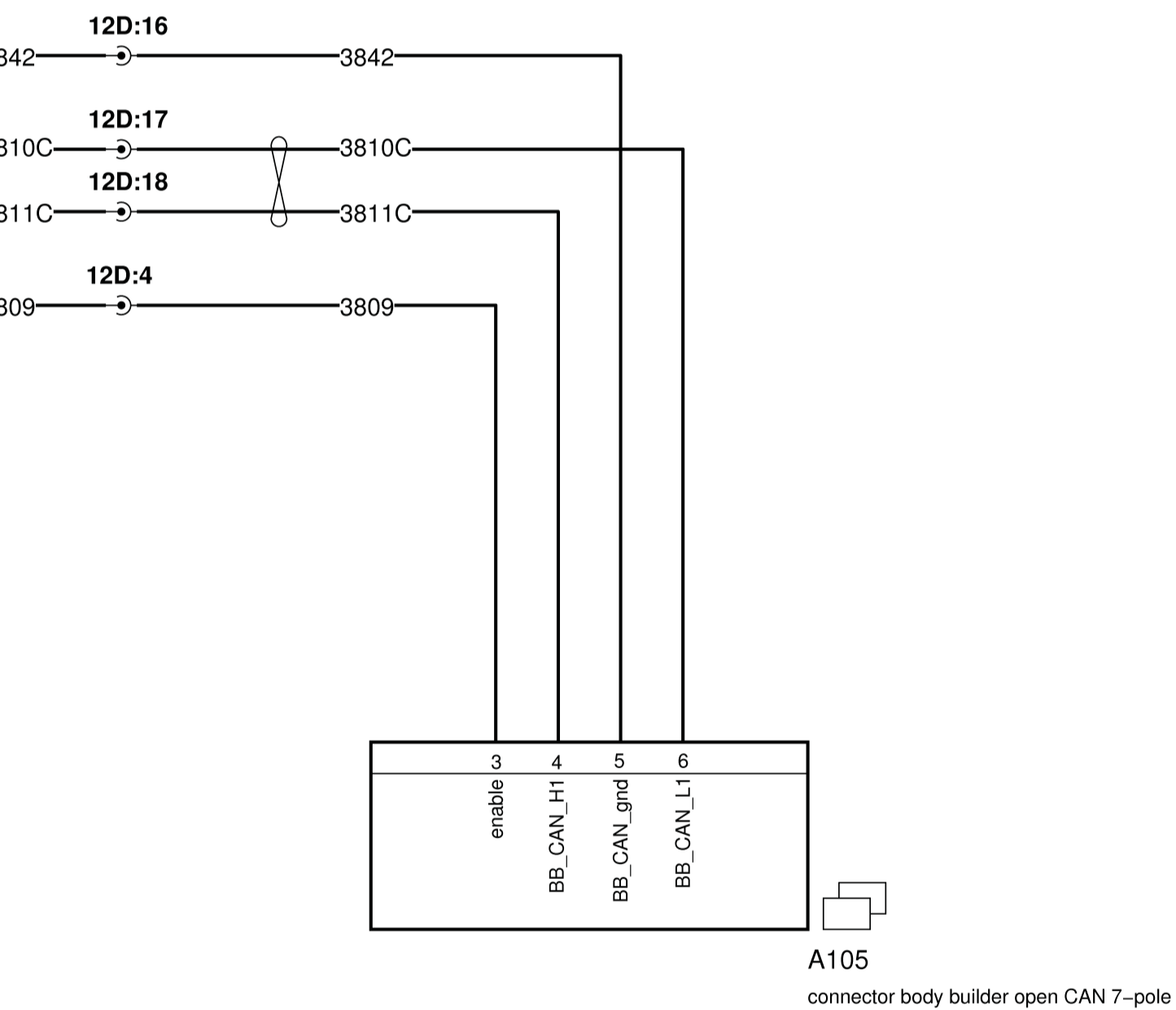


See RD27_SaberDS1 For location see Saber homepage		071026	EVH	10877	01
See RD20_SaberDS1 For location see Saber homepage		070220	EVH	PMR 64752	00
modification description		date	drawn by	auth. by	mod. no. / issue
general tolerances	Zie tek.	tolerance principle	title		
for drawing interpretation, see DAF standard:	TKB 00801-033	material	Network topology CAN topology D-CAN		
surfaces/corners		heat/surface treatment	size	scale	sheet
authorised by	date	paint specification	A1	1 : 1	
drawn by	date	prod.grp.spec.	third angle projection		This drawing is the property of DAF - Trucks N.V., Eindhoven. The Netherlands and may not be copied in whole or in part without the prior written consent of the owner.
E v Hunsel	070220	spec. indication			
master no.	1732569	Replacement for	DAF		drawing / issue number
		1732569	CAD - Saber		1779815 / 01
			Service number		02A-4

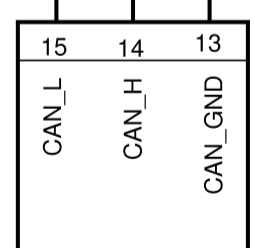
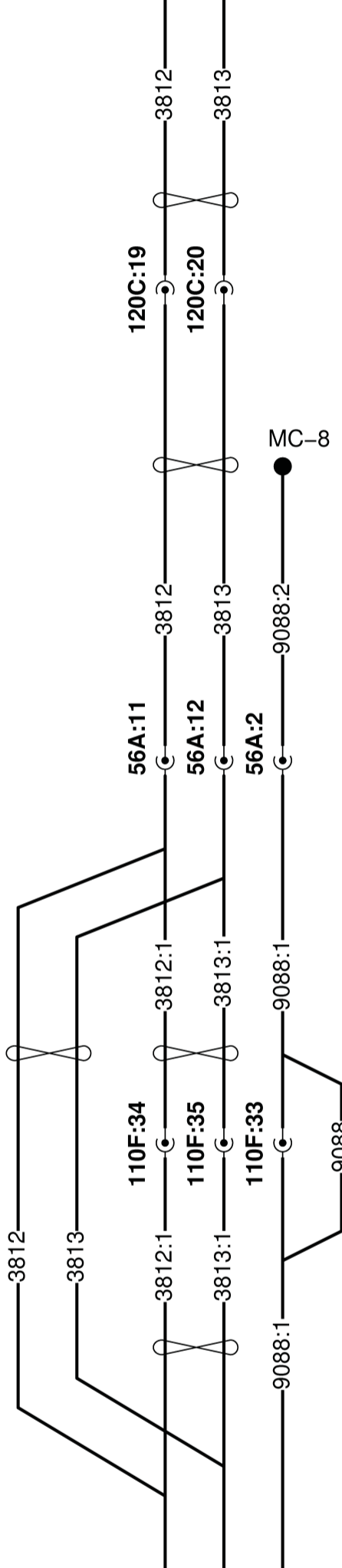
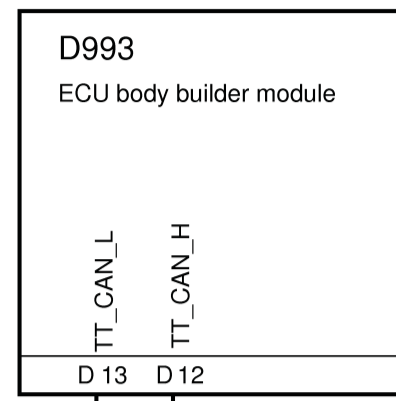




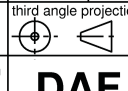

D993
ECU body builder module

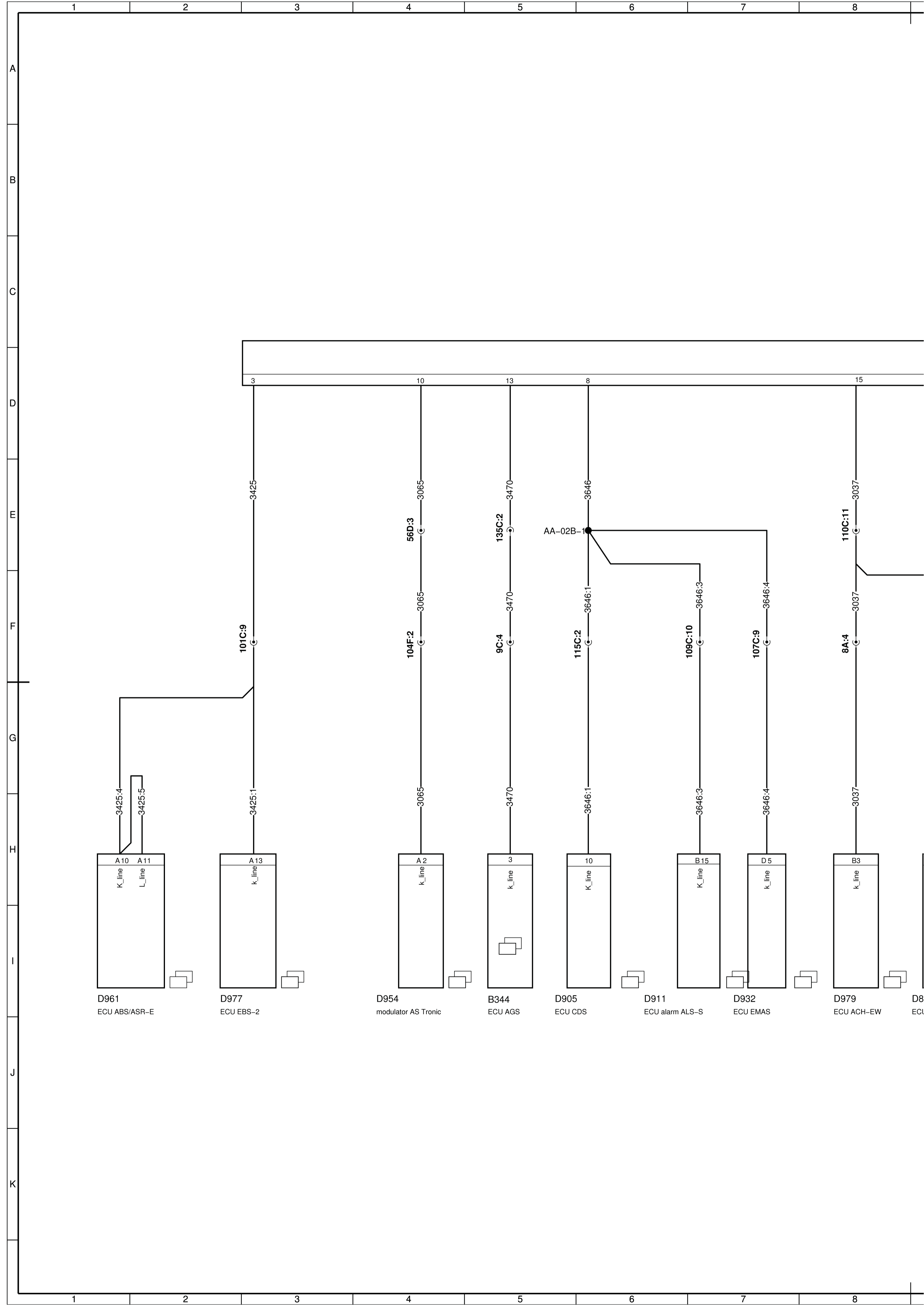


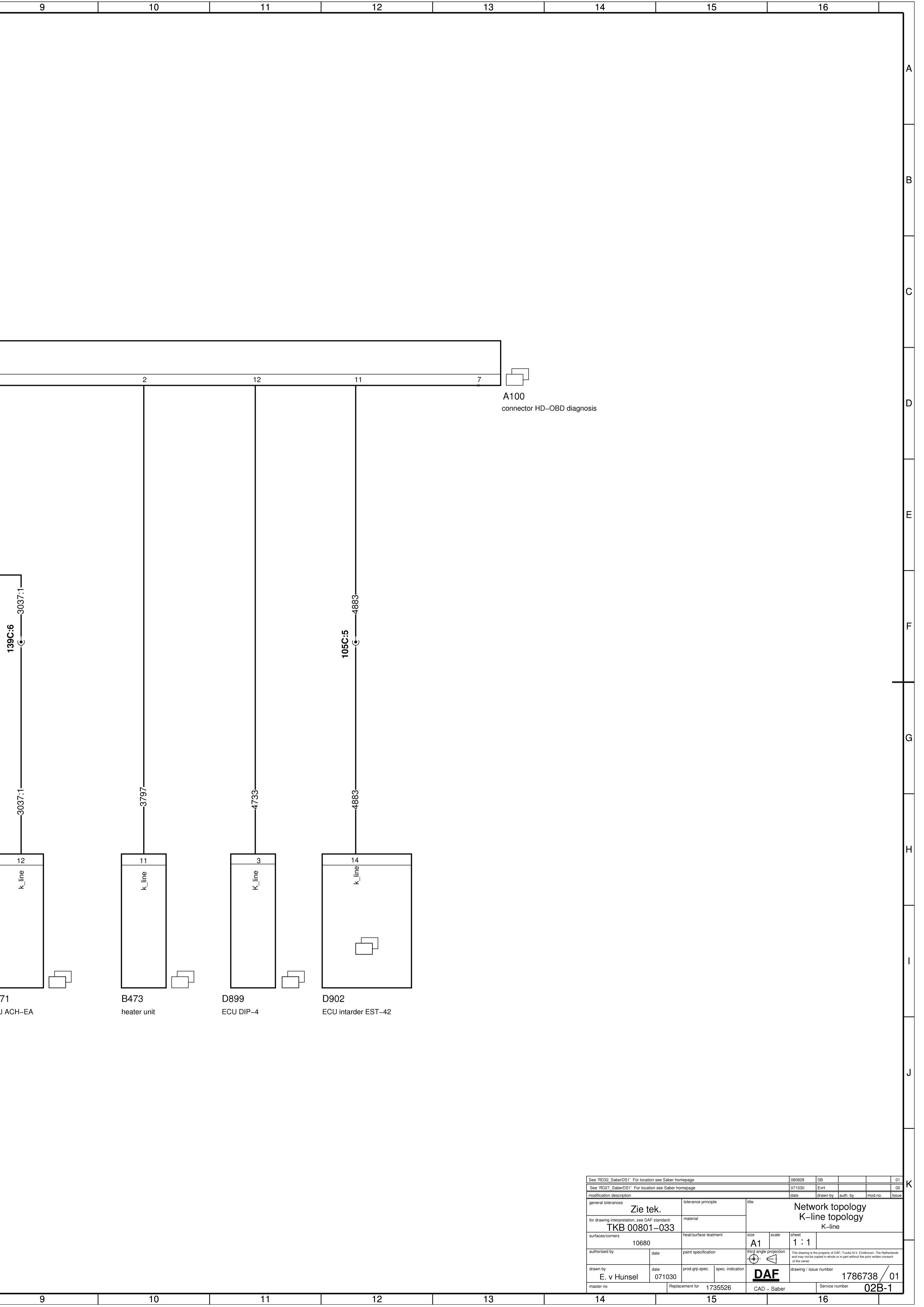
See 'RD4_SaberDS1' For location see Saber homepage	060109	MP			07
CF65 variants added	050622	MP			06
Cables assigned	050518	MP			05
120C and 150C removed / CAN structure changed	050314	GHo		10.680	04
Sheet size changed to A1	050124	MP			03
D993 Modified	041101	JKr		63753	02
Twisted pairs cabin changed from T2 to T1	040826	A. Üzümcü			01
modification description	date	drawn by	auth. by	mod. no.	Issue
general tolerances	Zie tek.		tolerance principle	title	
for drawing interpretation, see DAF standard:	TKB 00801-033		material	Network topologie CAN topologie BB-CAN	
surfaces/corners	10680	heat/surface treatment	size	scale	sheet
authorised by	date	paint specification	A1	1 : 1	
drawn by	date	prod.grp.spec.	third angle projection	This drawing is the property of DAF-Trucks N.V., Eindhoven, The Netherlands and may not be copied in whole or in part without the prior written consent of the owner	
CM/Detech	040420	spec. indication		drawing / issue number	1644414 / 07
master no.	Replacement for	DAF	CAD - Saber	Service number	02A-5



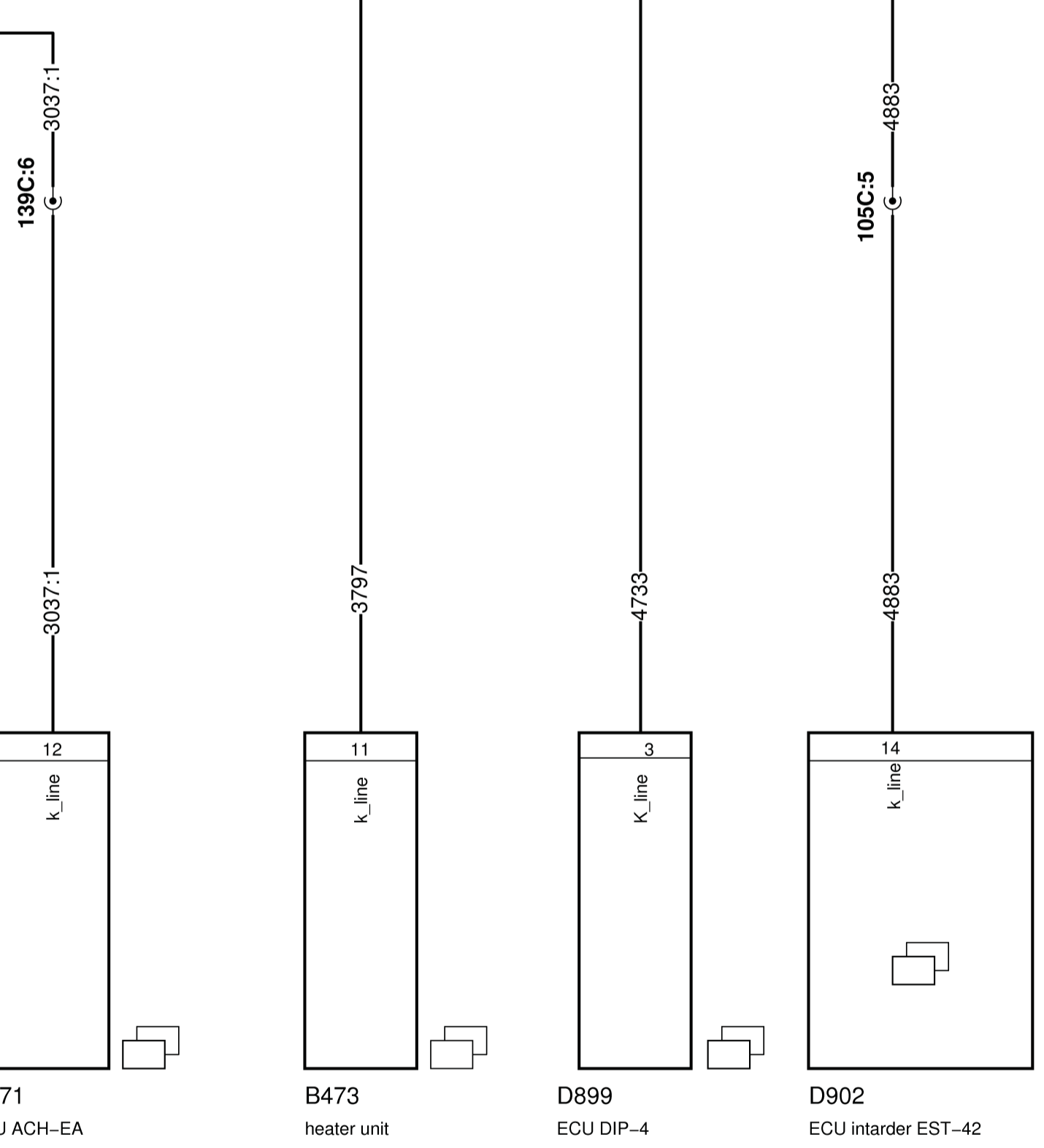
A058
connector trailer 15-pole

See 'RD1_SaberDS1' For location see Saber homepage		050915	MP		05
Symbol component D933 changed		050316	GHo	10680	04
Sheet size changed to A1		050125	MP		03
D993 modified		041101	Jkr	63753	02
Twisted pairs cabin changed from T2 to T1 - BATCH 1C.		041011	Jkr		01
modification description		date	drawn by	auth. by	mod.no.
general tolerances	Zie tek.	tolerance principle	title		
for drawing interpretation, see DAF standard:	TKB 00801-033	material	Network topology CAN topology TT-CAN		
surfaces/corners	10680	heat/surface treatment	size	scale	sheet
authorised by		paint specification	A1	1 : 1	
drawn by	CM/Detech	date	third angle projection		This drawing is the property of DAF-Trucks N.V. Eindhoven. The Netherlands and may not be copied in whole or in part without the prior written consent of the owner
master no		040420			
		prod.grp.spec.			drawing / issue number
		spec. indication	CAD - Saber		1644424 / 05
		Replacement for	Service number		02A-6



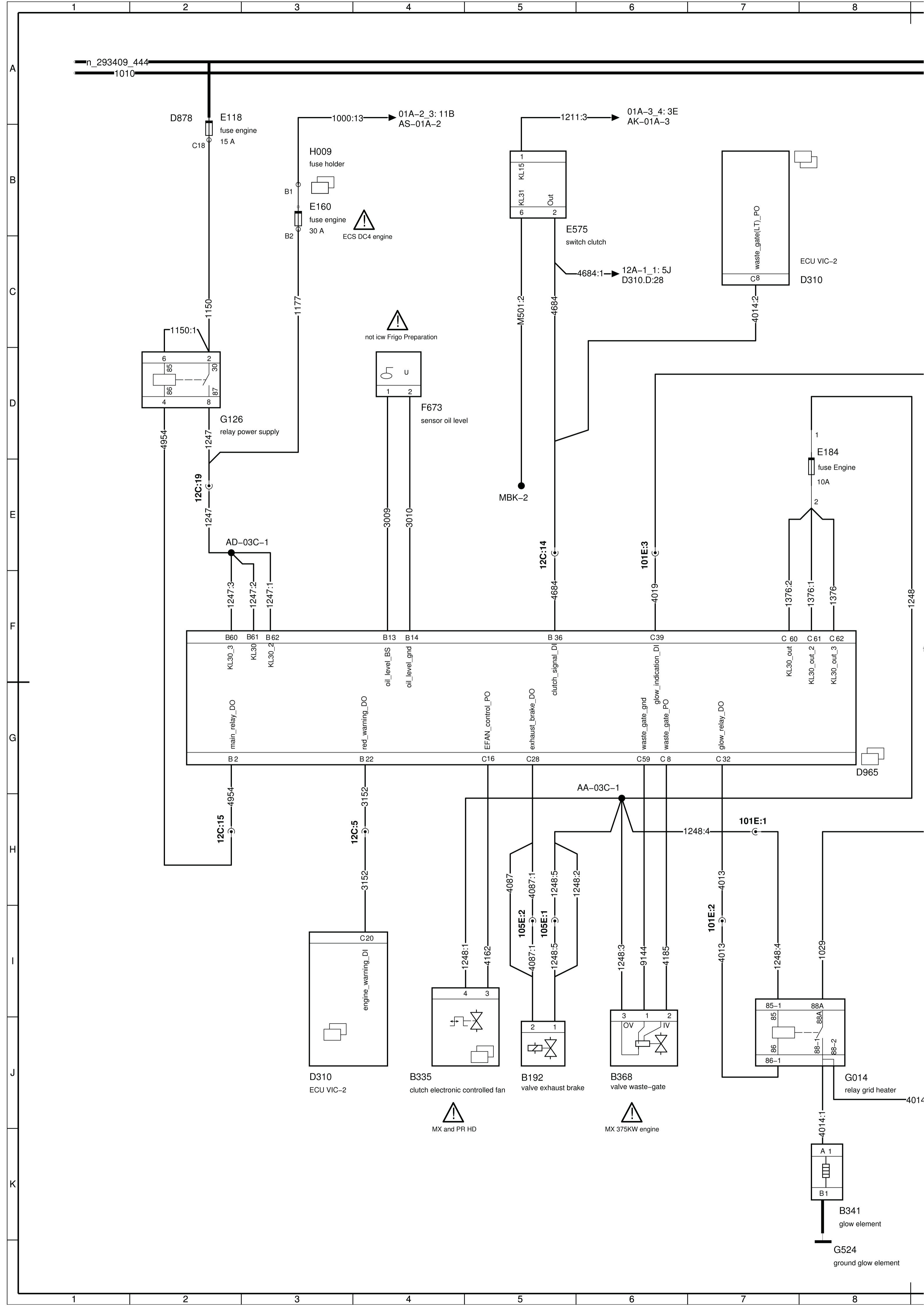


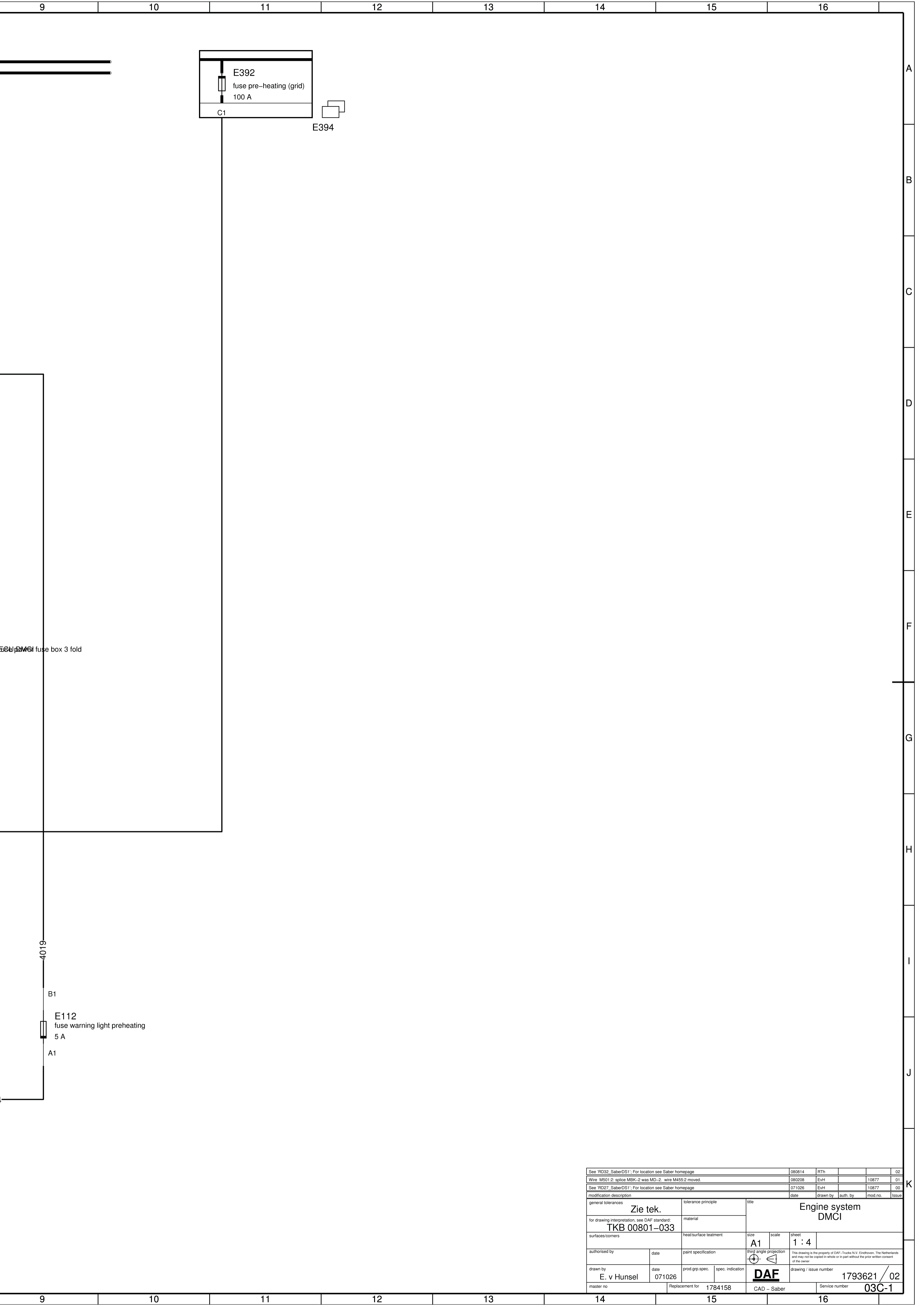
A100
connector HD-OBd diagnosis



71 JACH-EA
B473 heater unit
D899 ECU DIP-4
D902 ECU intarder EST-42

See 'RD32_SaberDS1' For location see Saber homepage		080828	SB			01
See 'RD27_SaberDS1' For location see Saber homepage		071030	EvH			00
modification description		date	drawn by	auth. by	mod. no.	Issue
general tolerances	Zie tek.	tolerance principle	title Network topology K-line topology K-line			
for drawing interpretation, see DAF standard:	TKB 00801-033	material				
surfaces/corners	10680	heat/surface treatment	size A1	scale 1:1	sheet	
authorised by	date	paint specification	first angle projection		This drawing is the property of DAF - Trucks N.V., Eindhoven. The Netherlands and may not be copied in whole or in part without the prior written consent of the owner.	
drawn by E. v Hunsel	date 071030	prod.grp.spec.	spec. indication	drawing / issue number 1786738 / 01		
master no.	Replacement for	1735526	CAD - Saber	Service number		02B-1





E392 fuse box 3 fold

E392
fuse pre-heating (grid)
100 A
C1

E394

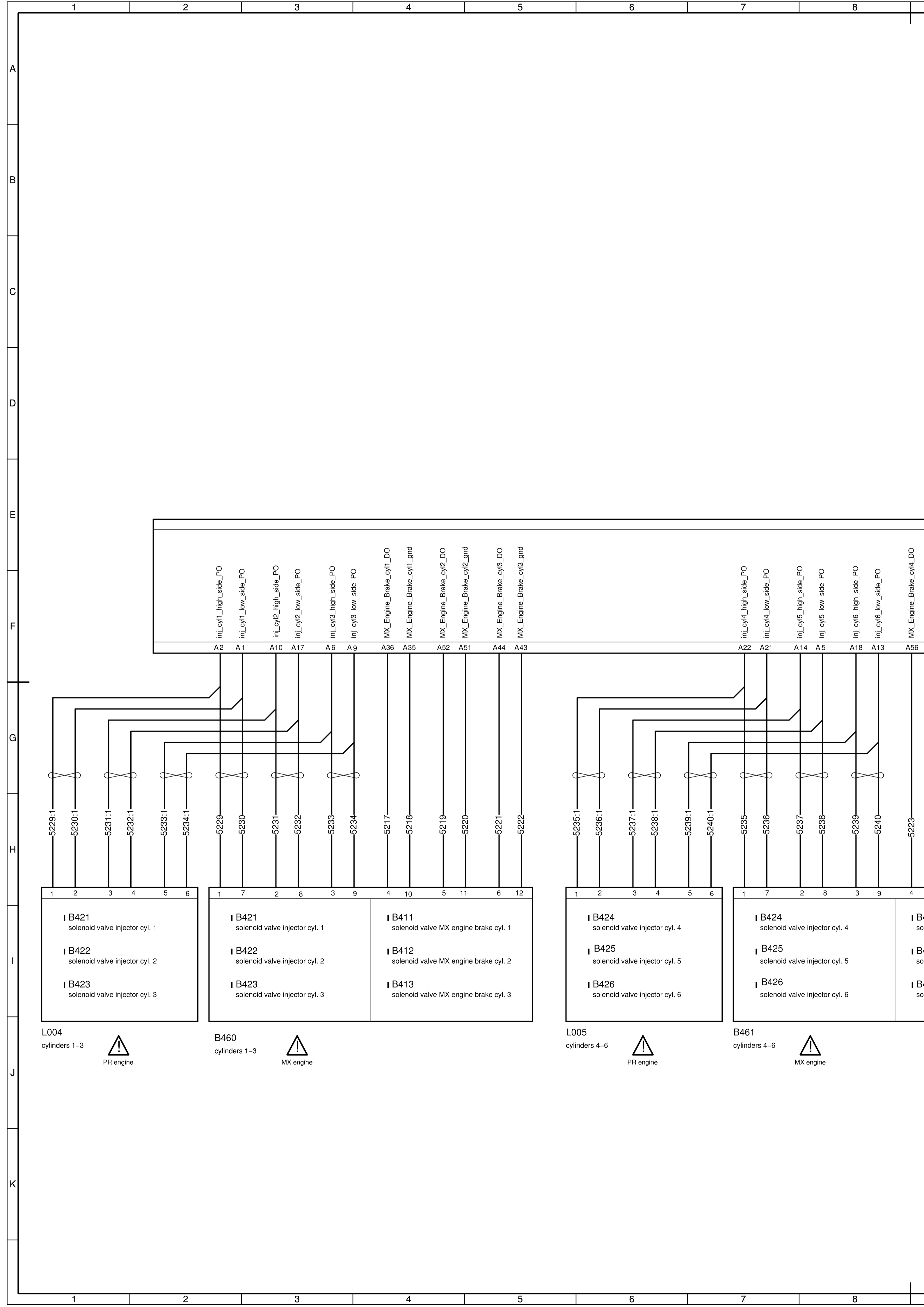
4019

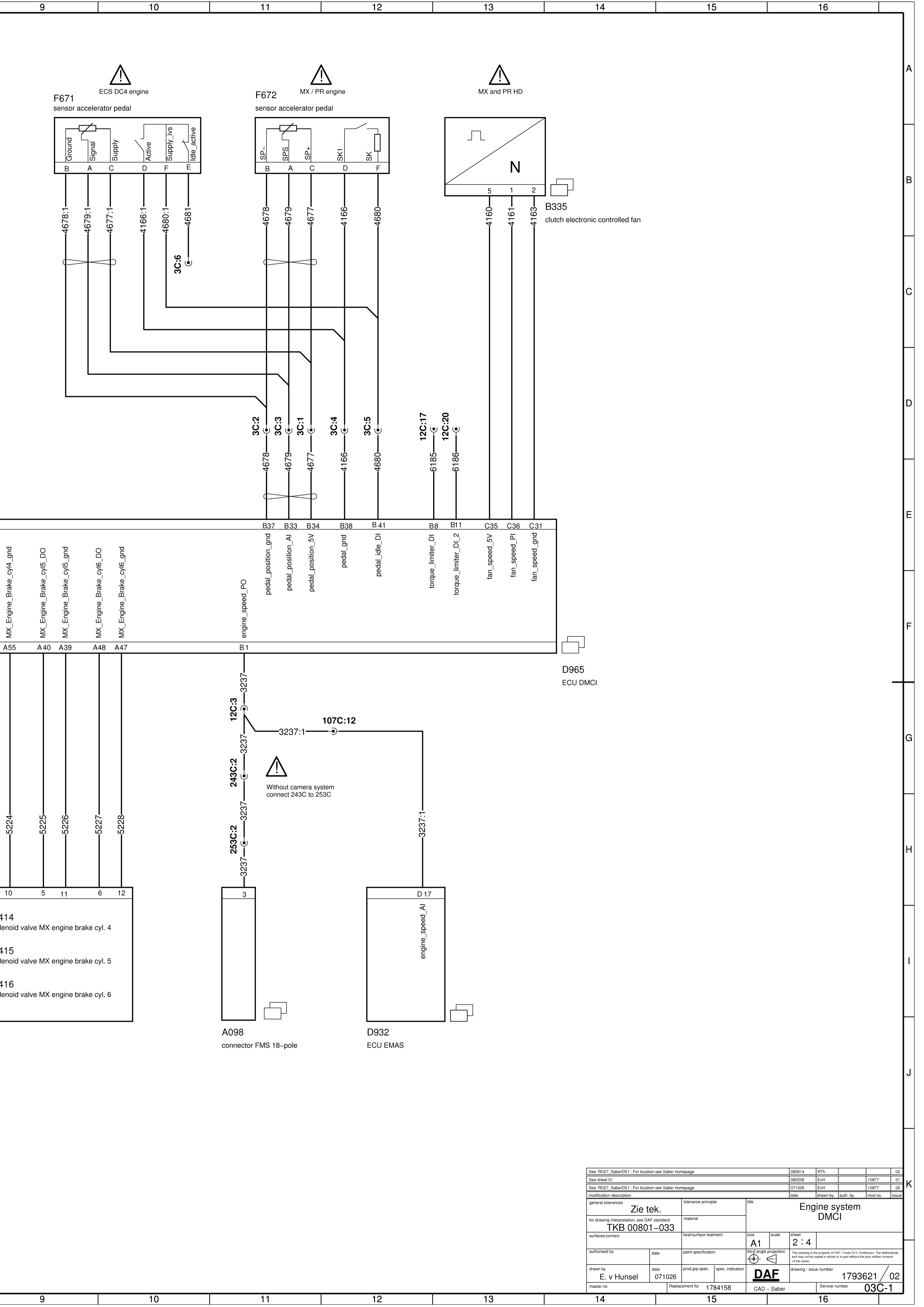
B1

E112
fuse warning light preheating
5 A

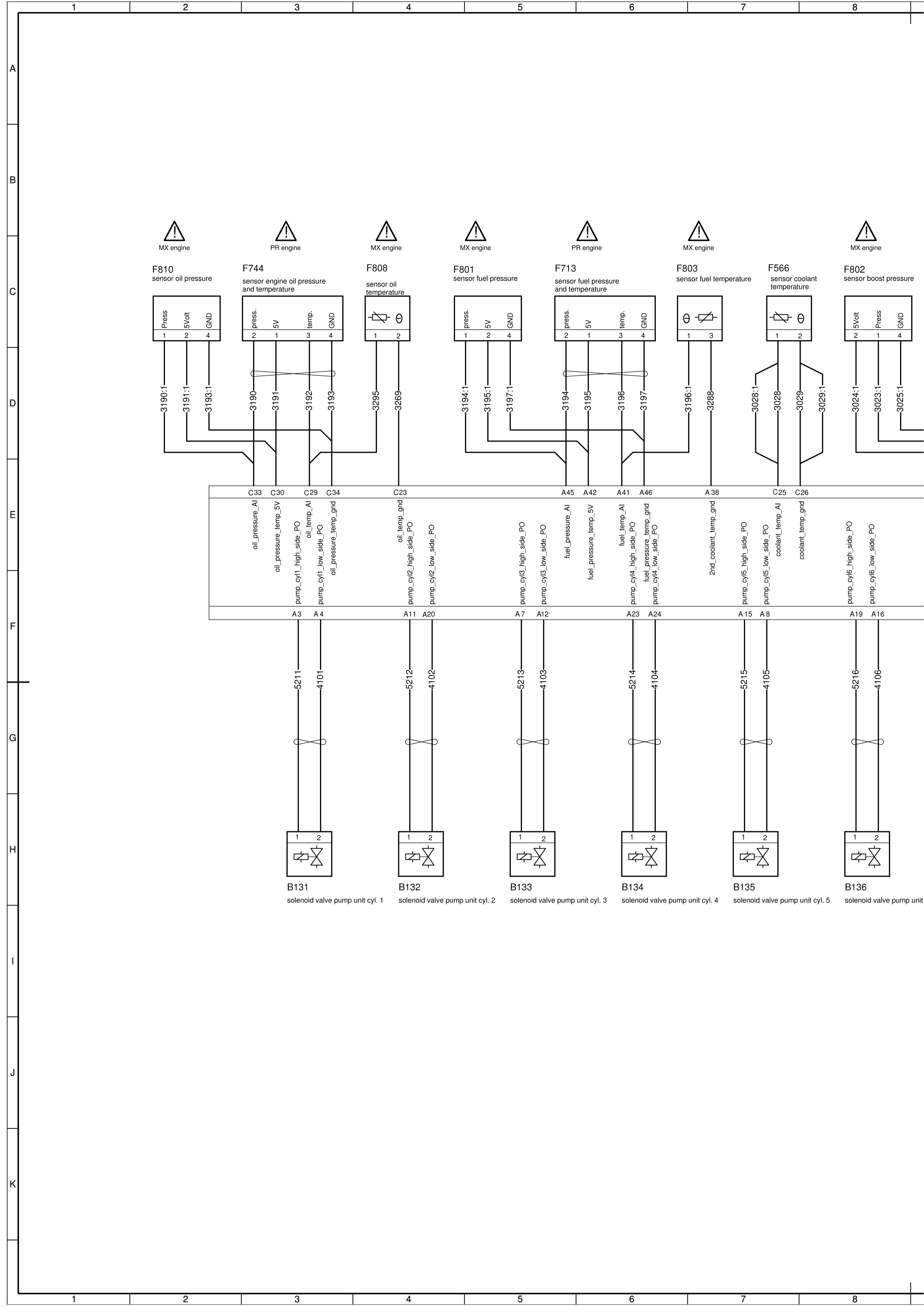
A1

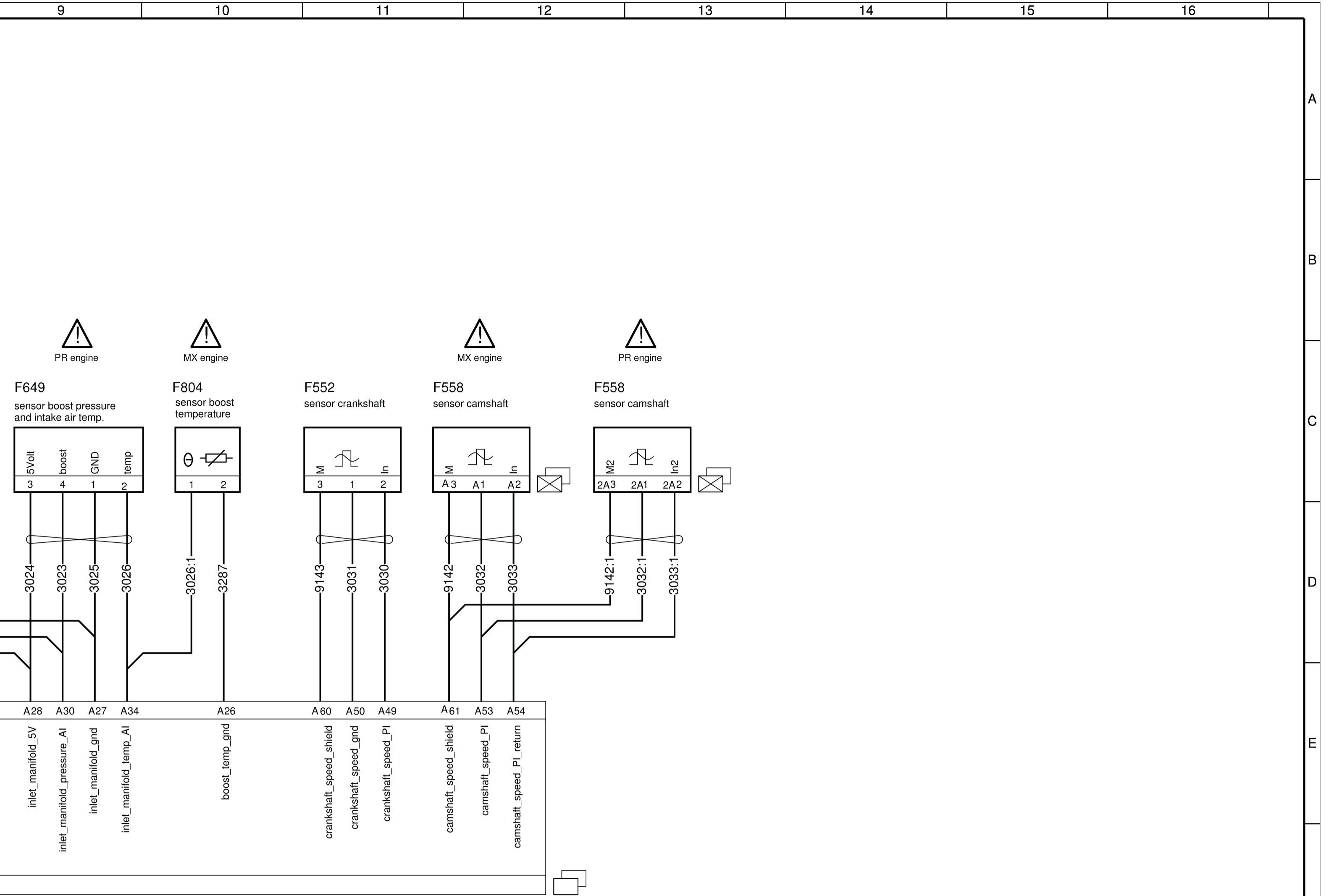
See RD32, SaberOS1; For location see Saber homepage	080814	RTH			02
Wire M501.2: splice MBK-2 was MD-2 wire M455.2 moved	080208	EVH		10877	01
See RD27, SaberOS1; For location see Saber homepage	071026	EVH		10877	00
modification description	date	drawn by	auth. by	mod. no.	Issue
general tolerances	Zie tek.		tolerance principle	title	
for drawing interpretation, see DAF standard:	TKB 00801-033		material	Engine system DMCI	
surfaces/corners	heat/surface treatment	size	scale	sheet	
authorised by	date	paint specification	A1	1 : 4	
drawn by	date	prod.grp.spec.	spec. indication	Blind angle projection	
E. v Hunsel	071026			This drawing is the property of DAF - Trucks N.V., Eindhoven. The Netherlands and may not be copied in whole or in part without the prior written consent of the owner.	
master no.	Replacement for	1784158	CAD - Saber	Service number	03C-1
			DAF	drawing / issue number	1793621 / 02





See RD27_SaberOS1; For location see Saber homepage	080614	RTh			02
See sheet 01	080208	EVH		10877	01
See RD27_SaberOS1; For location see Saber homepage	071026	EVH		10877	00
modification description	date	drawn by	auth. by	mod. no.	issue
general tolerances	Zie tek.		tolerance principle	title	
for drawing interpretation, see DAF standard:	TKB 00801-033		material	Engine system DMCI	
surfaces/corners	size	scale	sheet		
authorised by	date	paint specification	third angle projection	This drawing is the property of DAF - Trucks N.V., Eindhoven. The Netherlands and may not be copied in whole or in part without the prior written consent of the owner.	
drawn by	date	prod.grp.spec.	spec. indication	drawing / issue number	
E. v Hunsel	071026			1793621 / 02	
master no.	Replacement for	1784158	CAD - Saber	Service number	03C-1

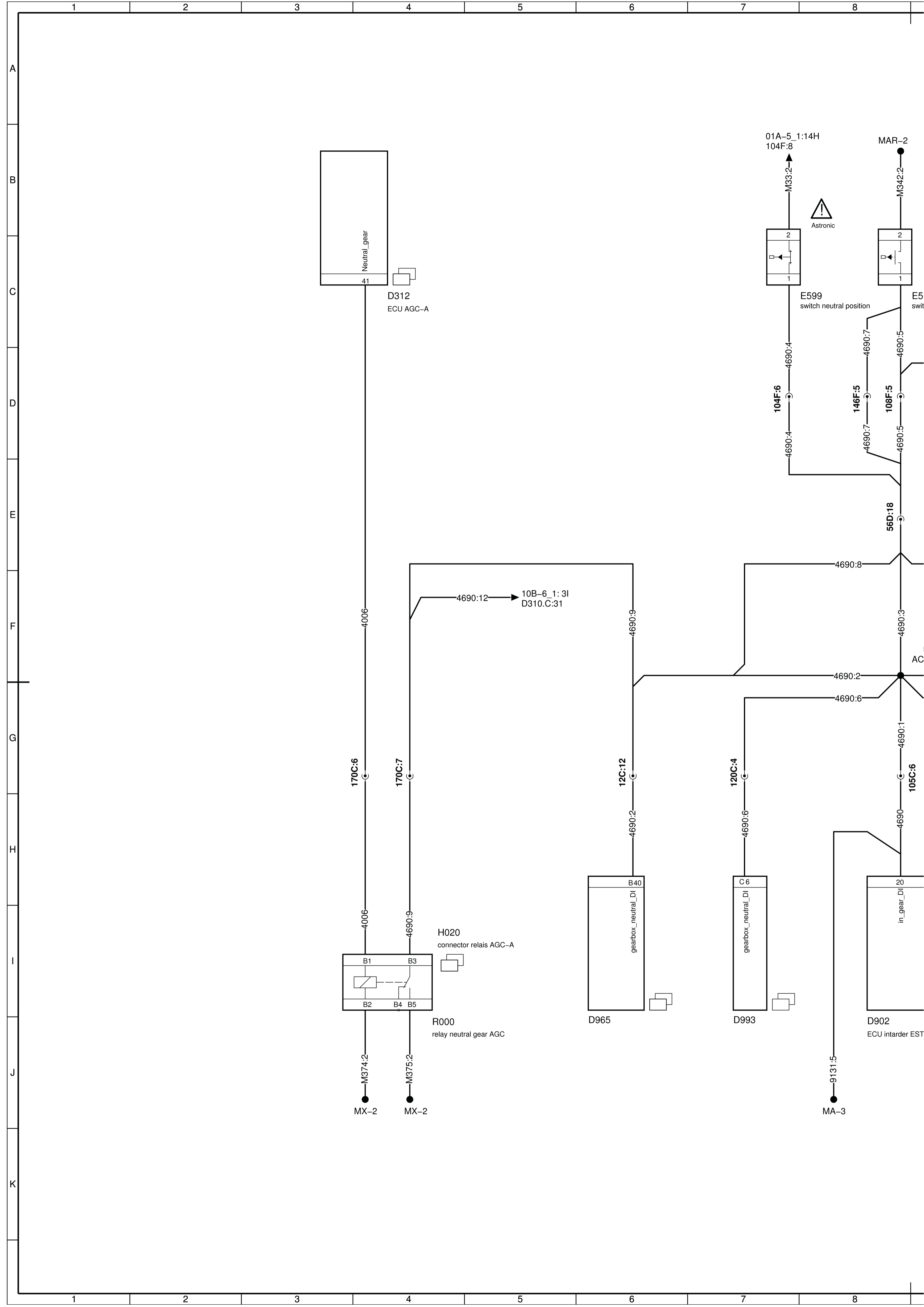


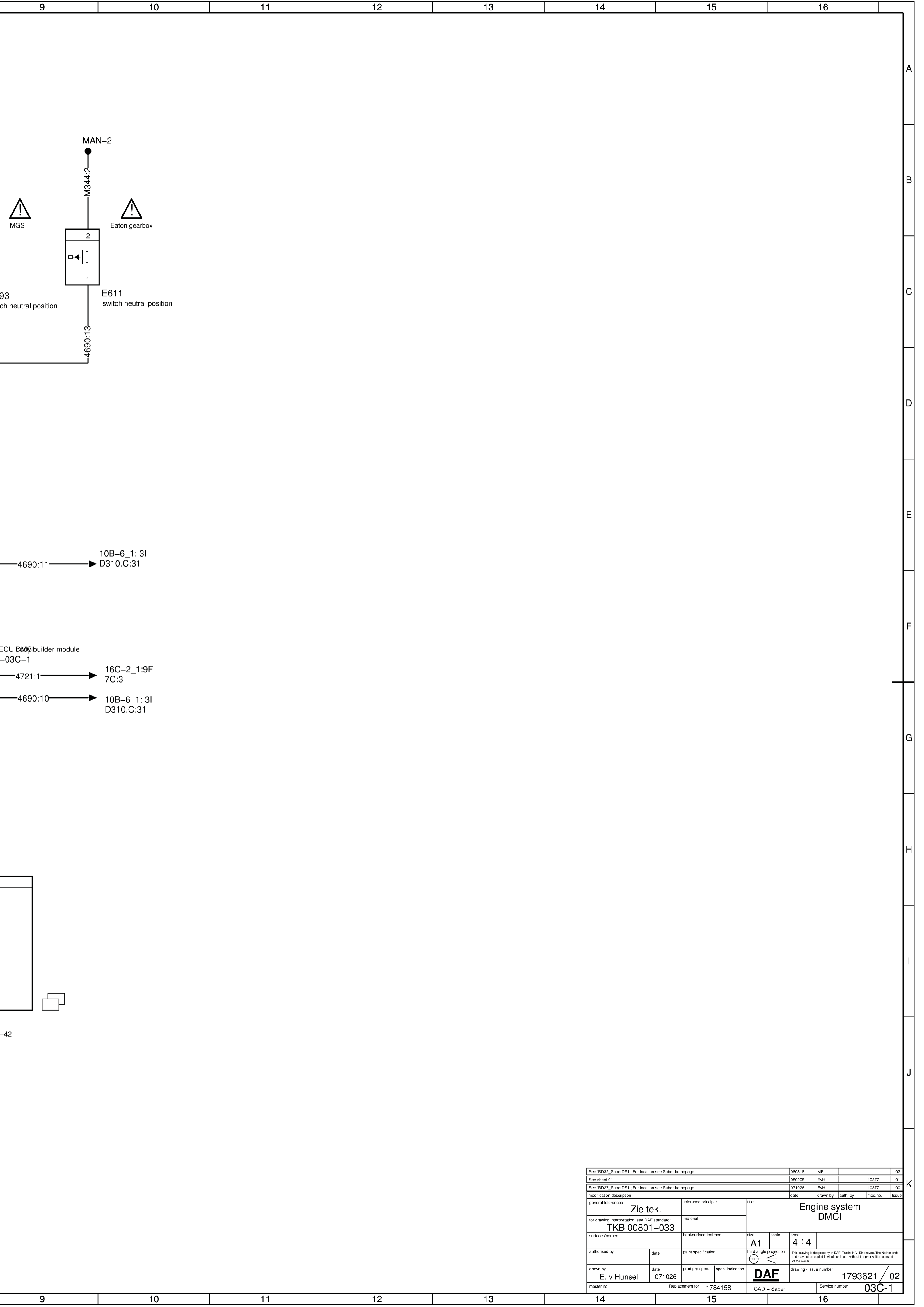


D965
ECU DMCI

cyl. 6


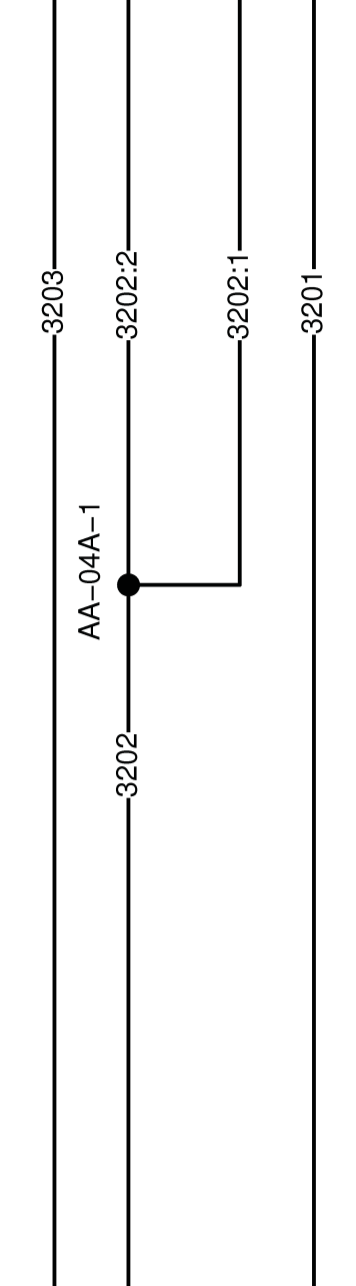
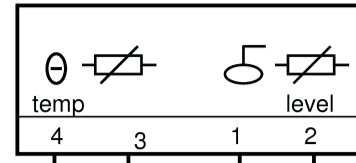
See RD27_SaberOS1; For location see Saber homepage	080614	RTh			02
See sheet 01	080208	EvH		10877	01
See RD27_SaberOS1; For location see Saber homepage	071026	EvH		10877	00
modification description					
general tolerances	Zie tek.	tolerance principle	title		
for drawing interpretation, see DAF standard:	TKB 00801-033	material	Engine system DMCI		
surfaces/corners		heat/surface treatment	size	scale	sheet
authorised by	date	paint specification	A1	3 : 4	
drawn by	date	prod.grp.spec.			This drawing is the property of DAF - Trucks N.V., Eindhoven. The Netherlands and may not be copied in whole or in part without the prior written consent of the owner.
E. v Hunsel	071026	spec. indication			drawing / issue number
master no	Replacement for	1784158	CAD - Saber		1793621 / 02
			Service number		03C-1




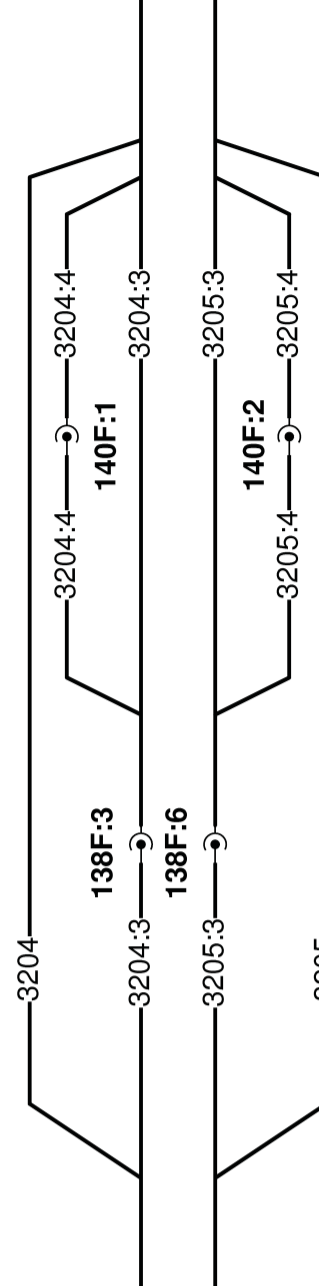
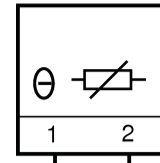


See RD32_SaberOS1; For location see Saber homepage	080818	MP			02
See sheet 01	080208	EVH		10877	01
See RD27_SaberOS1; For location see Saber homepage	071026	EVH		10877	00
modification description	date	drawn by	auth. by	mod. no.	issue
general tolerances	Zie tek.		tolerance principle	title	
for drawing interpretation, see DAF standard:	TKB 00801-033		material	Engine system DMCI	
surfaces/corners	size	scale	sheet		
authorised by	date	paint specification	size	scale	sheet
drawn by	date	prod.grp.spec.	spec. indication	size	scale
master no.	Replacement for	1784158	CAD - Saber	Service number	03C-1

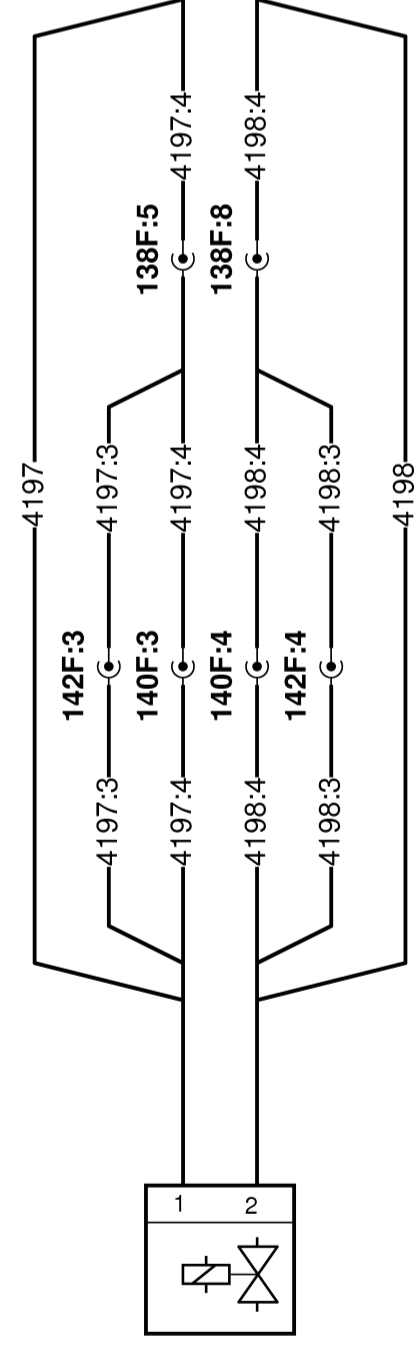
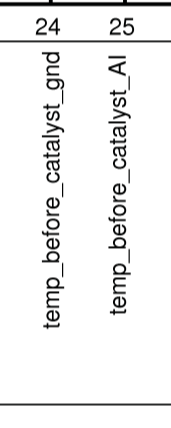
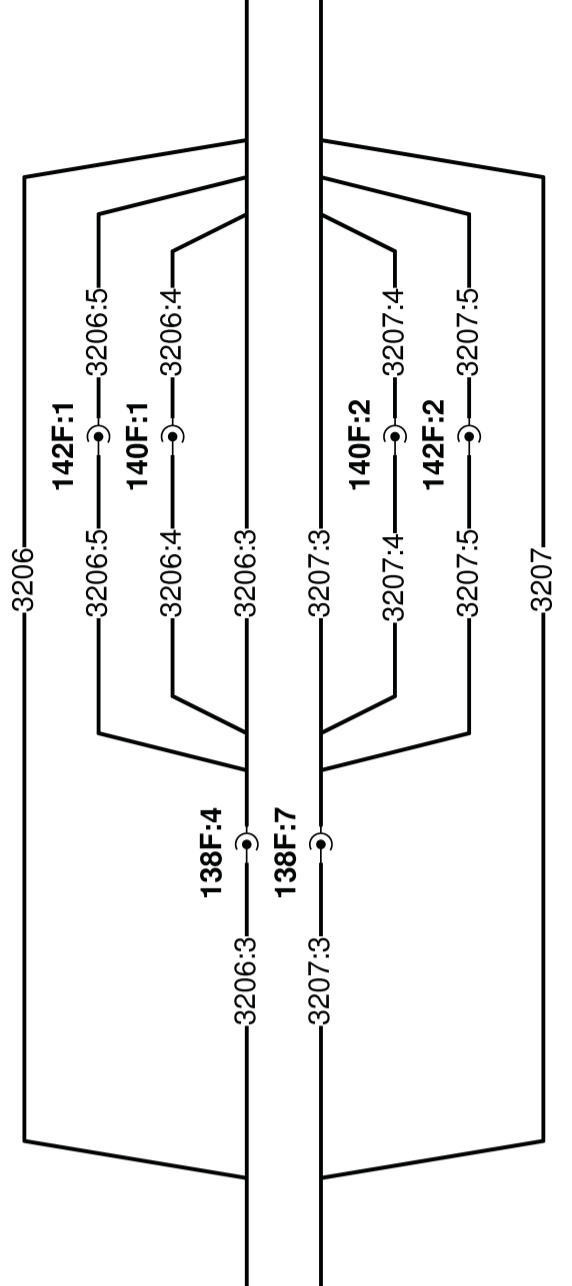
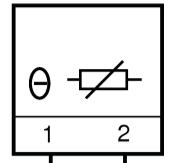
F723
sensor AdBlue temp/level



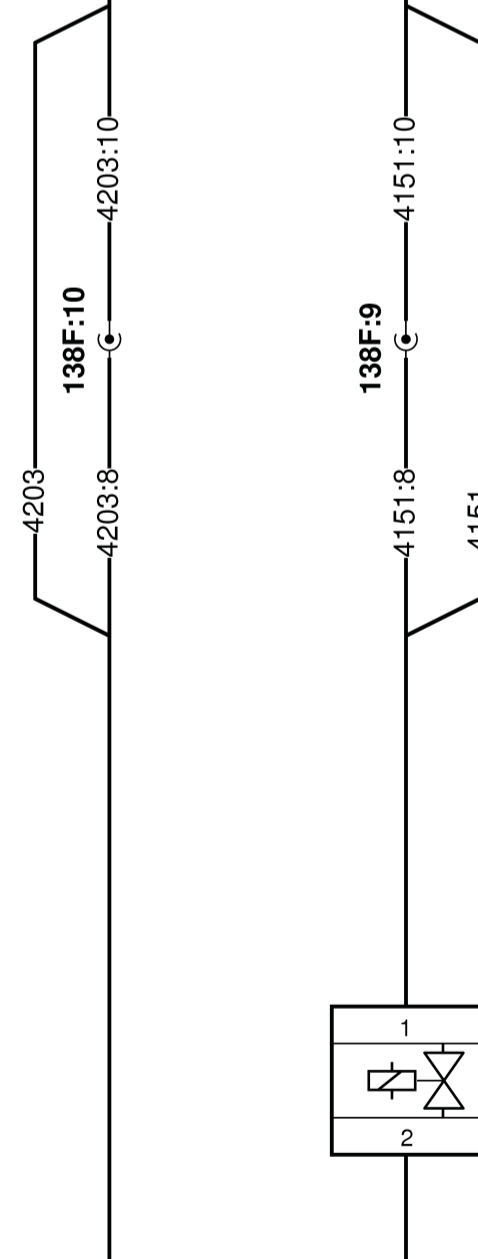
F718
sensor exhaust temp. after catalyst



F719
sensor exhaust temp. before catalyst

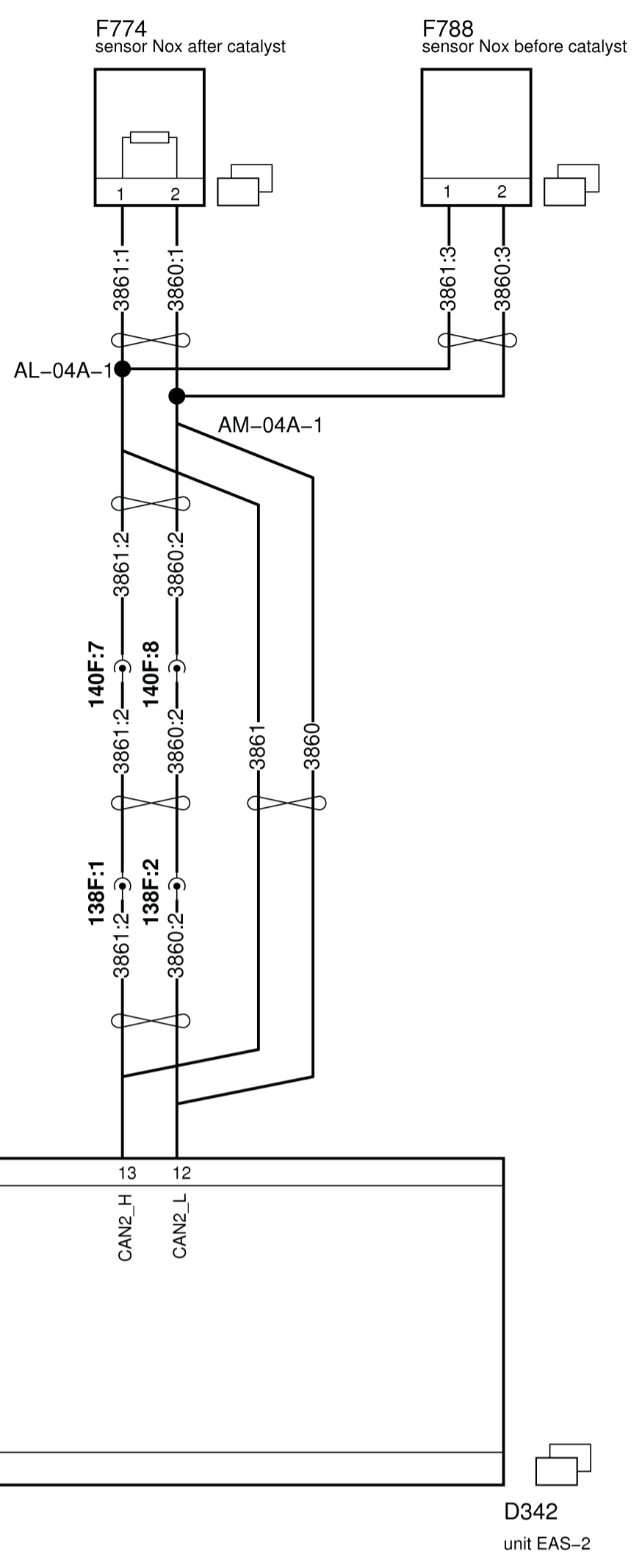


B455
dosing module



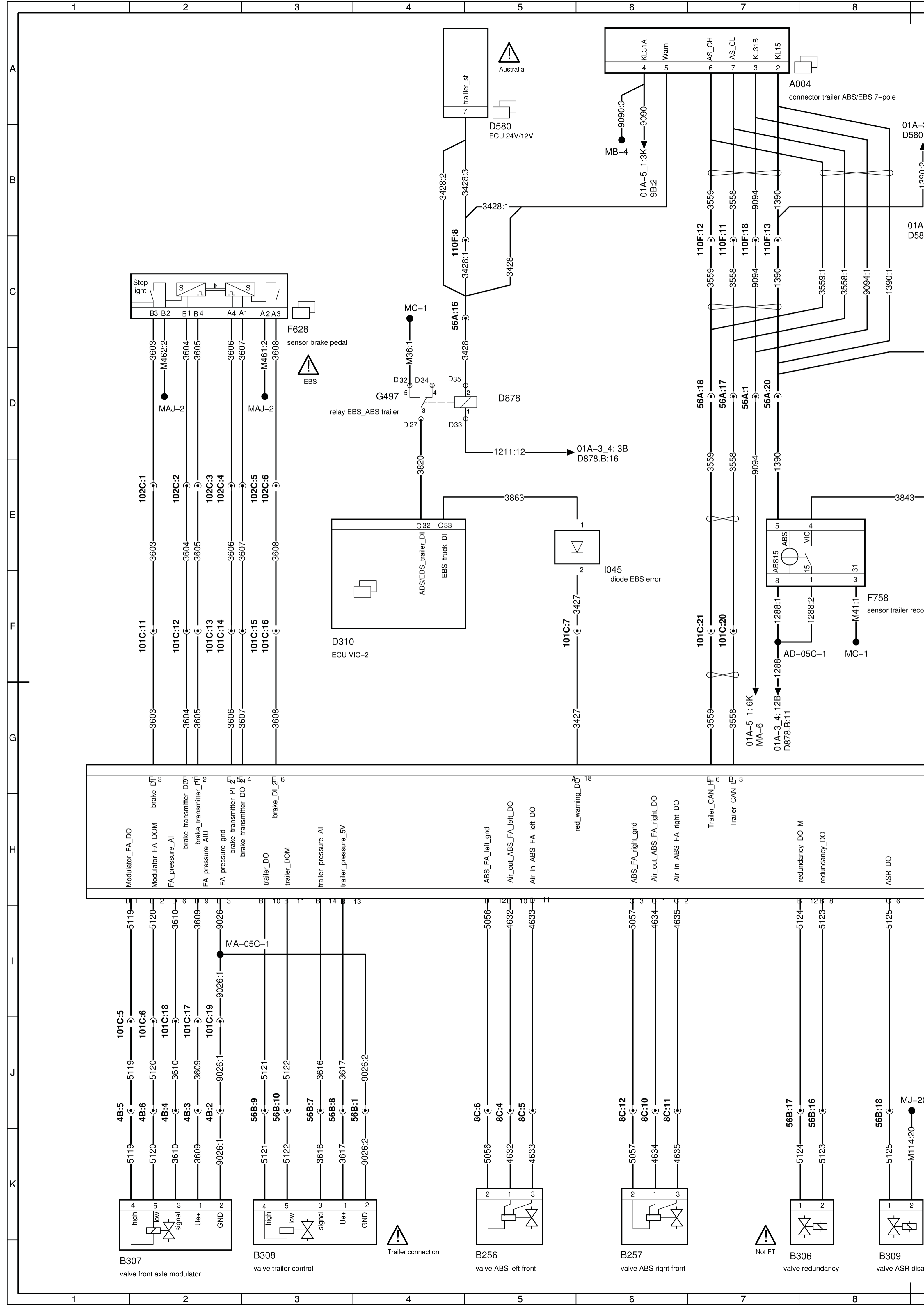
EAS Heating

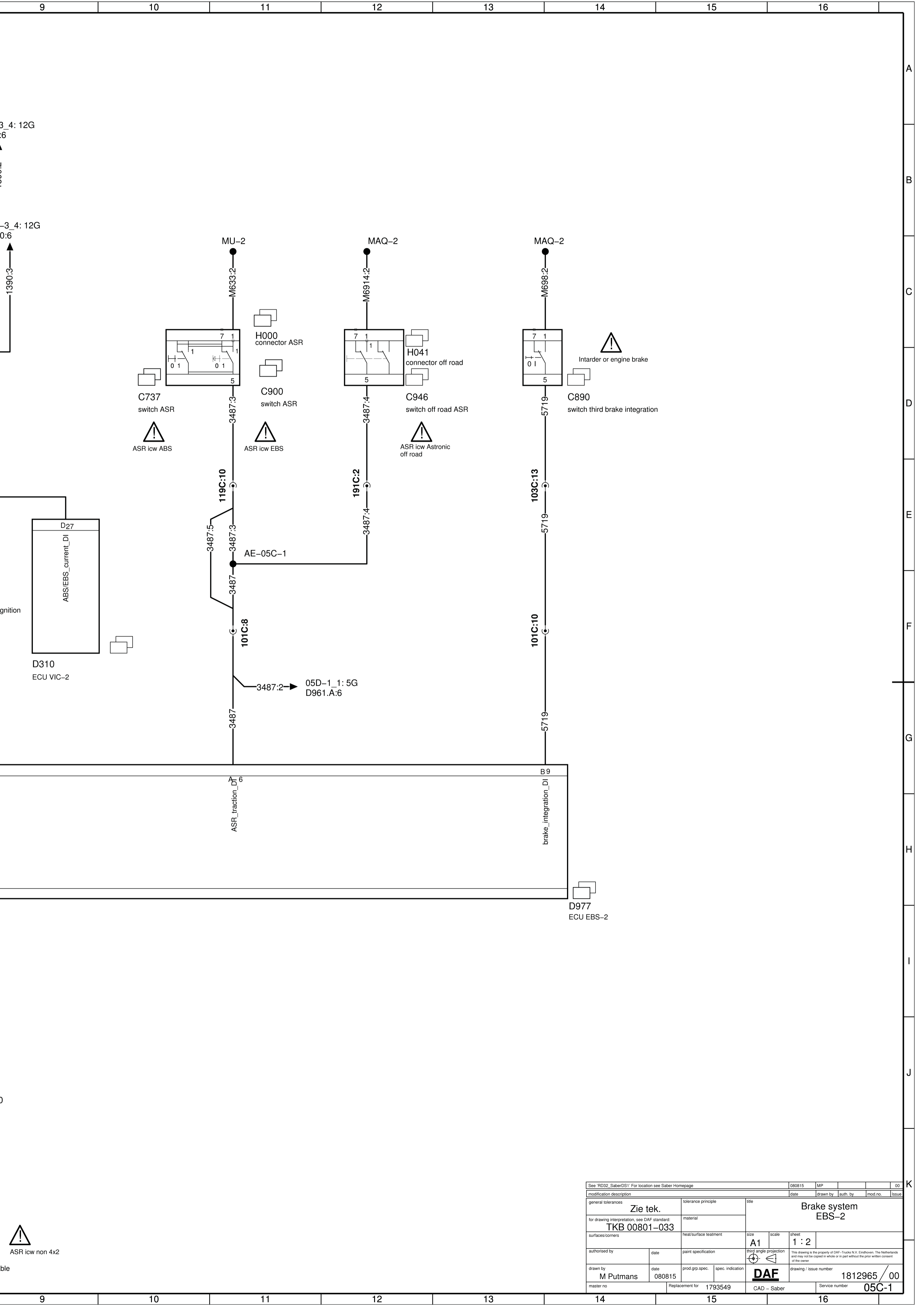
B317
valve tank heater EAS



D342
unit EAS-2

See 'RD28 SaberDS1' For location see Saber homepage		071203	MP		01
See 'RD20 SaberDS1' For location see Saber homepage		070208	MP		00
modification description		date	drawn by	auth. by	mod. no. / issue
general tolerances	according drawing	tolerance principle	title		
for drawing interpretation, see DAF standard:	TKB 00801-033	material	After treatment system EAS-2		
surfaces/corners		heat/surface treatment	size	scale	sheet
			A1	1:1	1
authorised by	date	paint specification	third angle projection		
drawn by	date	prod. grp. spec.	spec. indication	drawing / issue number	
M Putmans	070208		DAF	1779365 / 01	
master no.	Replacement for	1734126/05	CAD - Saber	Service number	
				04C-1	

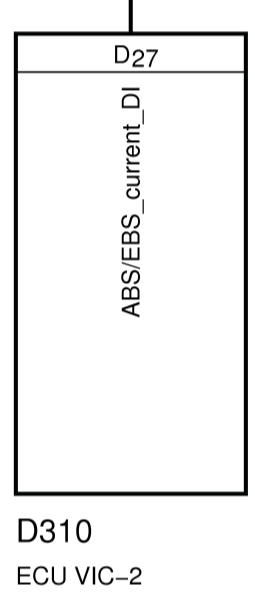




3_4: 12G
0:6
1390:3

3_4: 12G
0:6

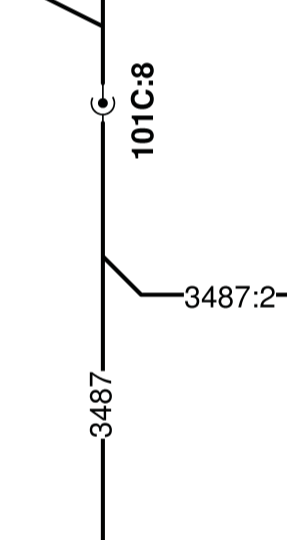
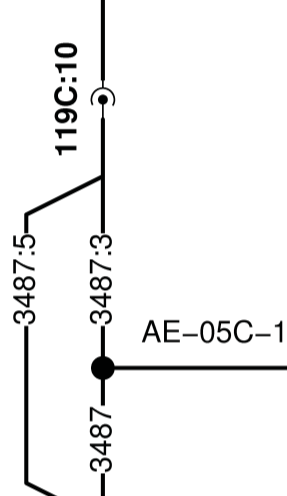
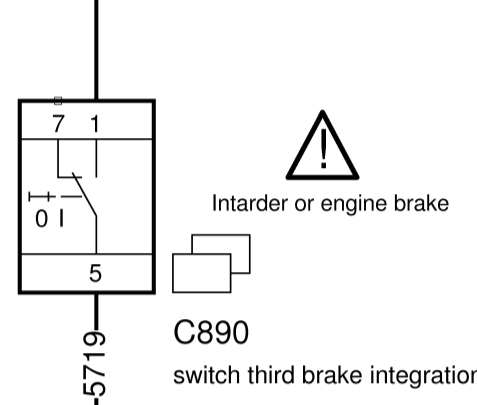
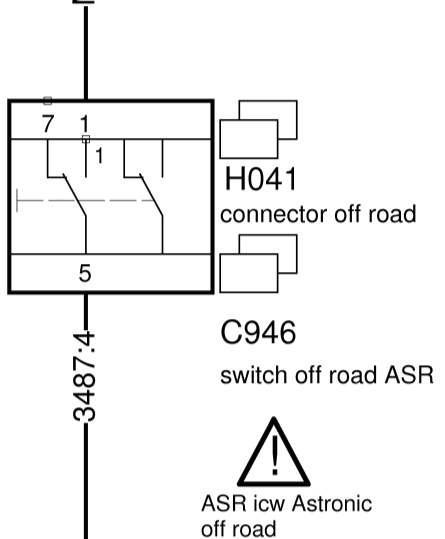
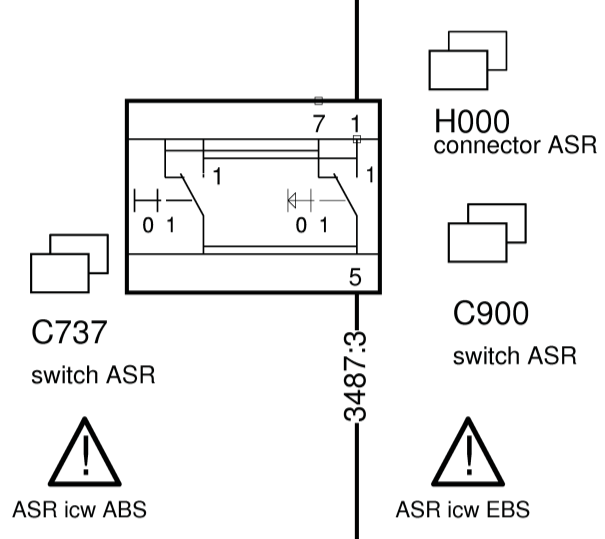
gnition



MU-2

MAQ-2

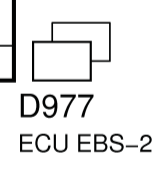
MAQ-2



05D-1_1: 5G
D961.A:6

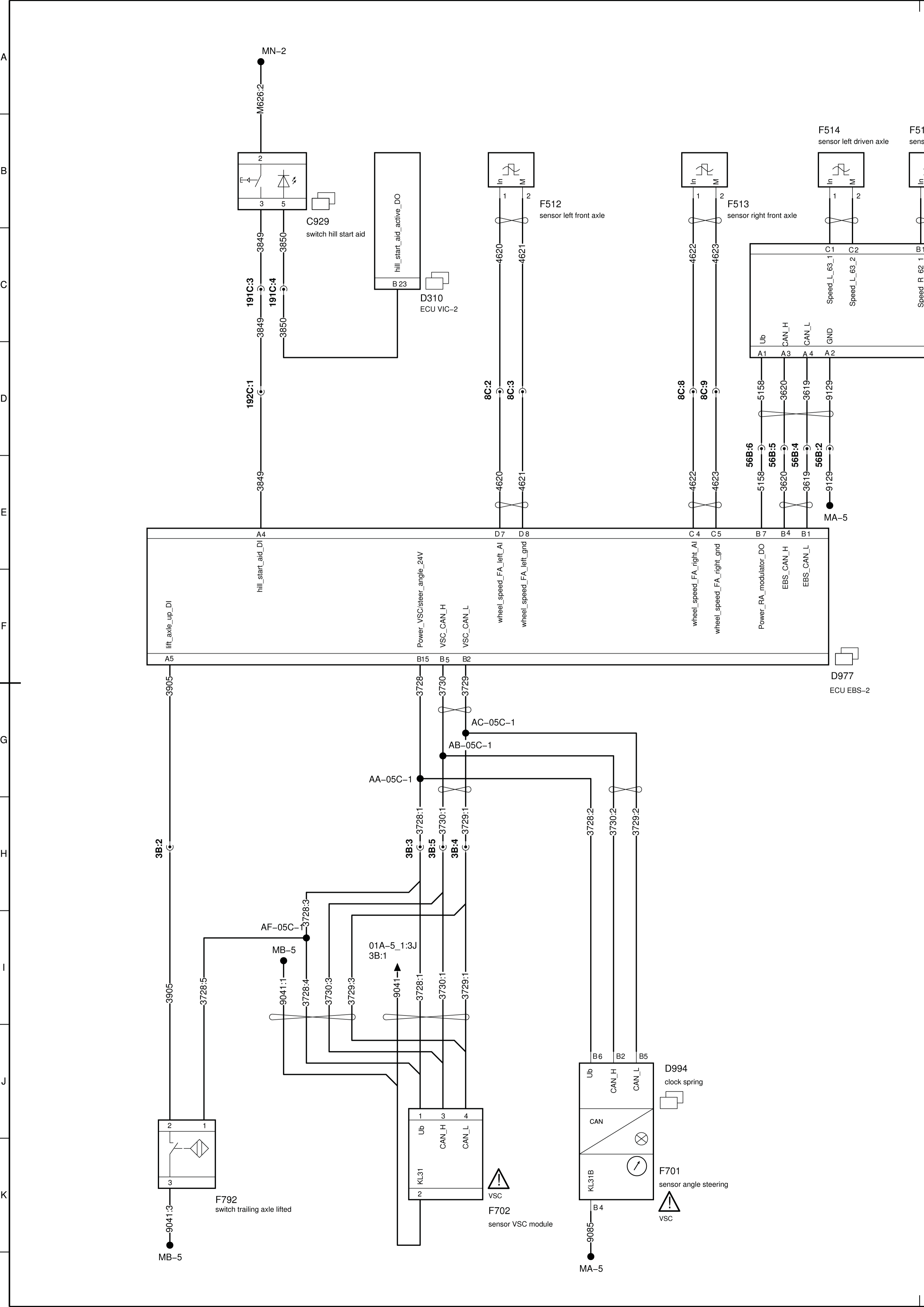
ASR_traction_DI 6


brake_integration_DI 9



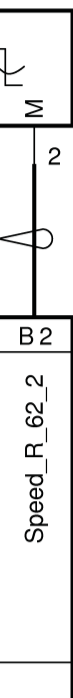
ASR icw non 4x2

See 'RD32_SaberDS1' For location see Saber Homepage		080815	MP			00
modification description		date	drawn by	auth. by	mod. no.	issue
general tolerances Zie tek.		tolerance principle		title Brake system EBS-2		
for drawing interpretation, see DAF standard: TKB 00801-033		material				
surfaces/corners		heat/surface treatment		size A1	scale 1:2	sheet
authorised by	date	paint specification		third angle projection 		
drawn by M Putmans	date 080815	prod.grp.spec.	spec. indication	drawing / issue number 1812965 / 00		
master no.	Replacement for 1793549		CAD - Saber	Service number 05C-1		



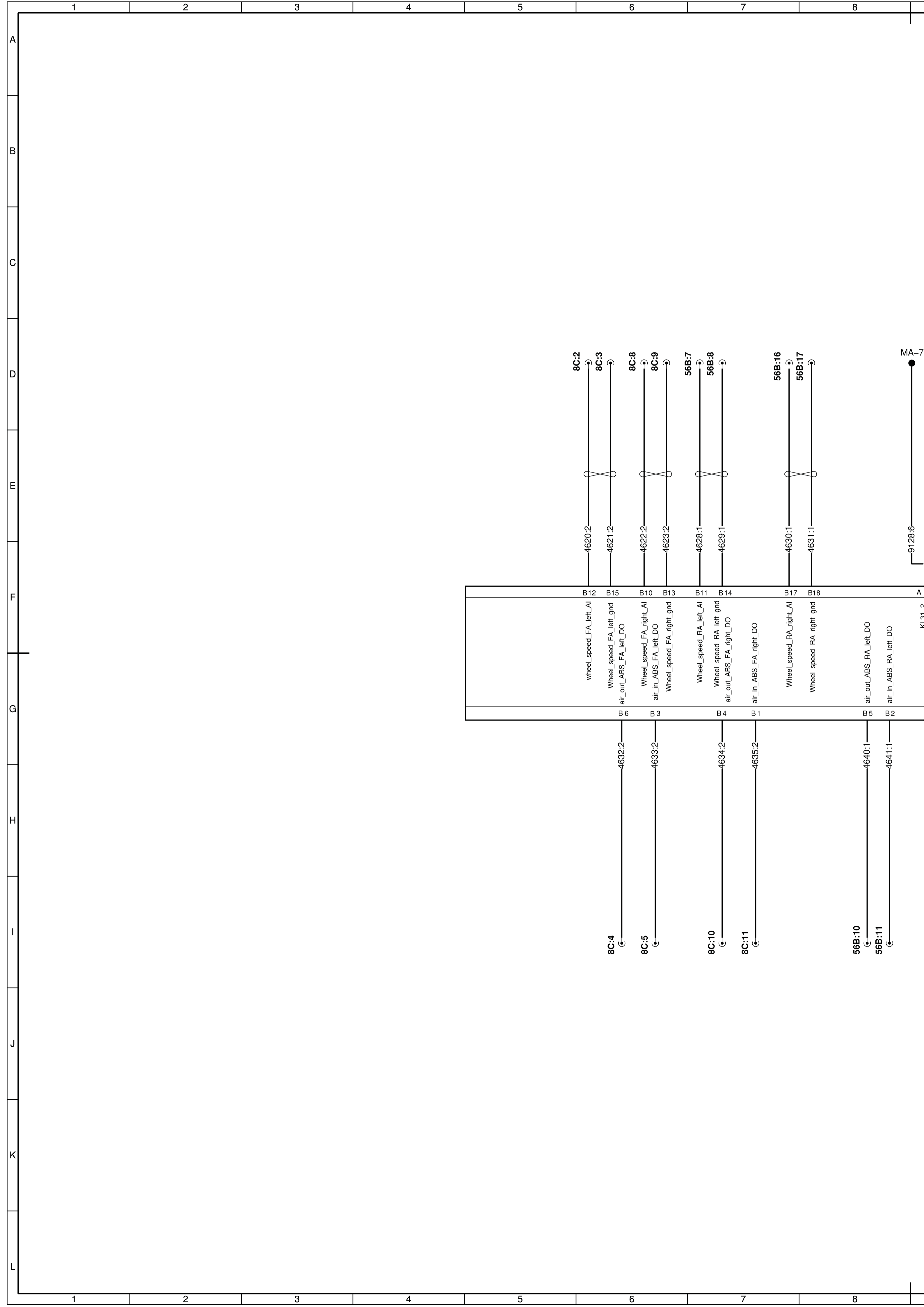


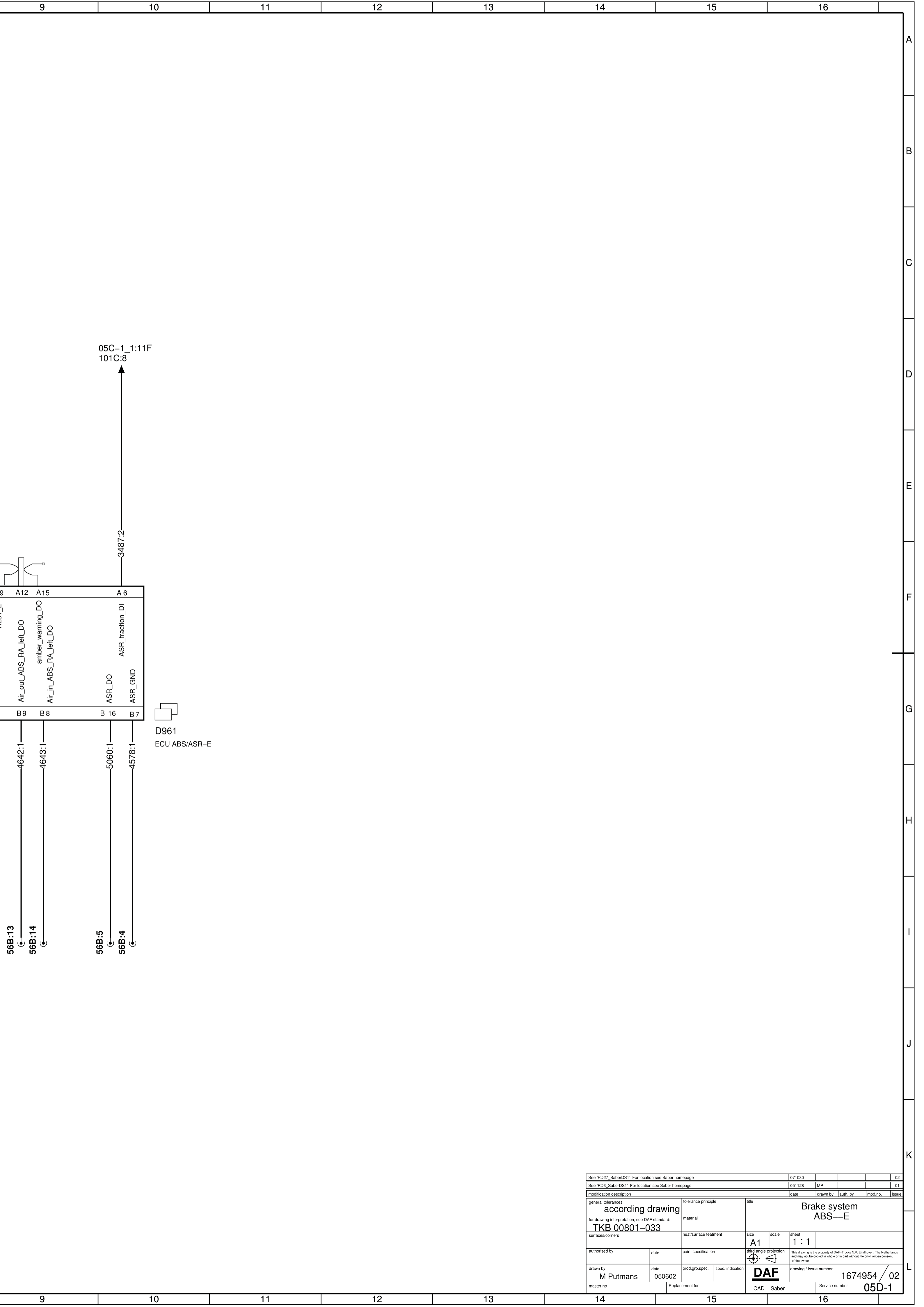
right driven axle



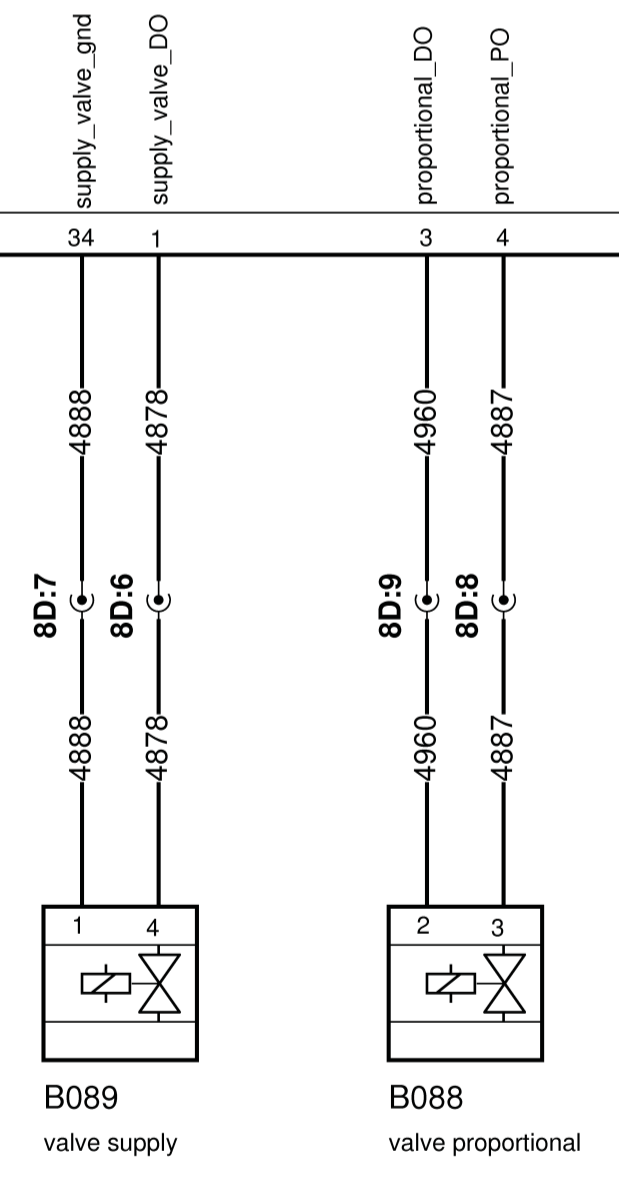
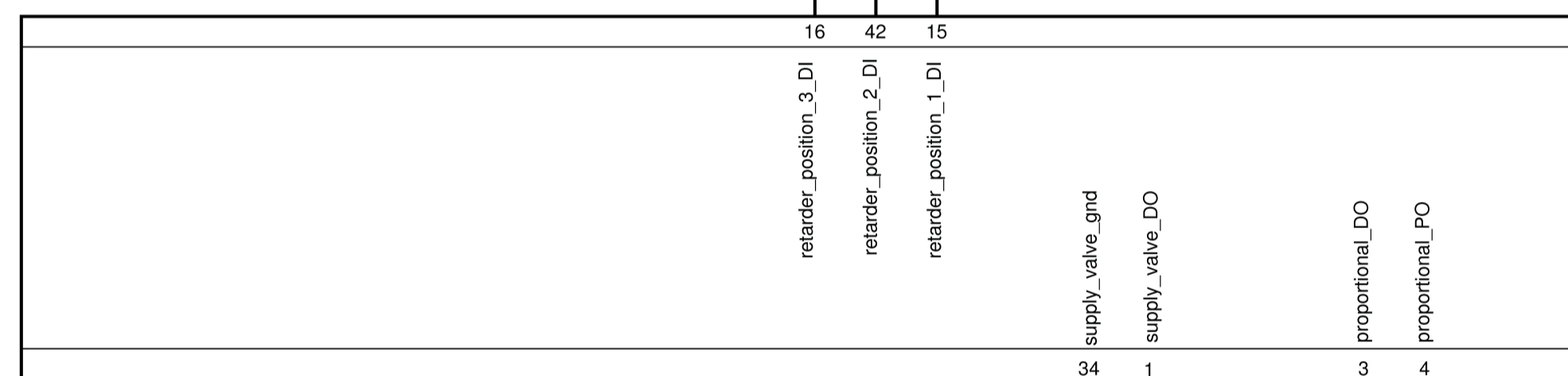
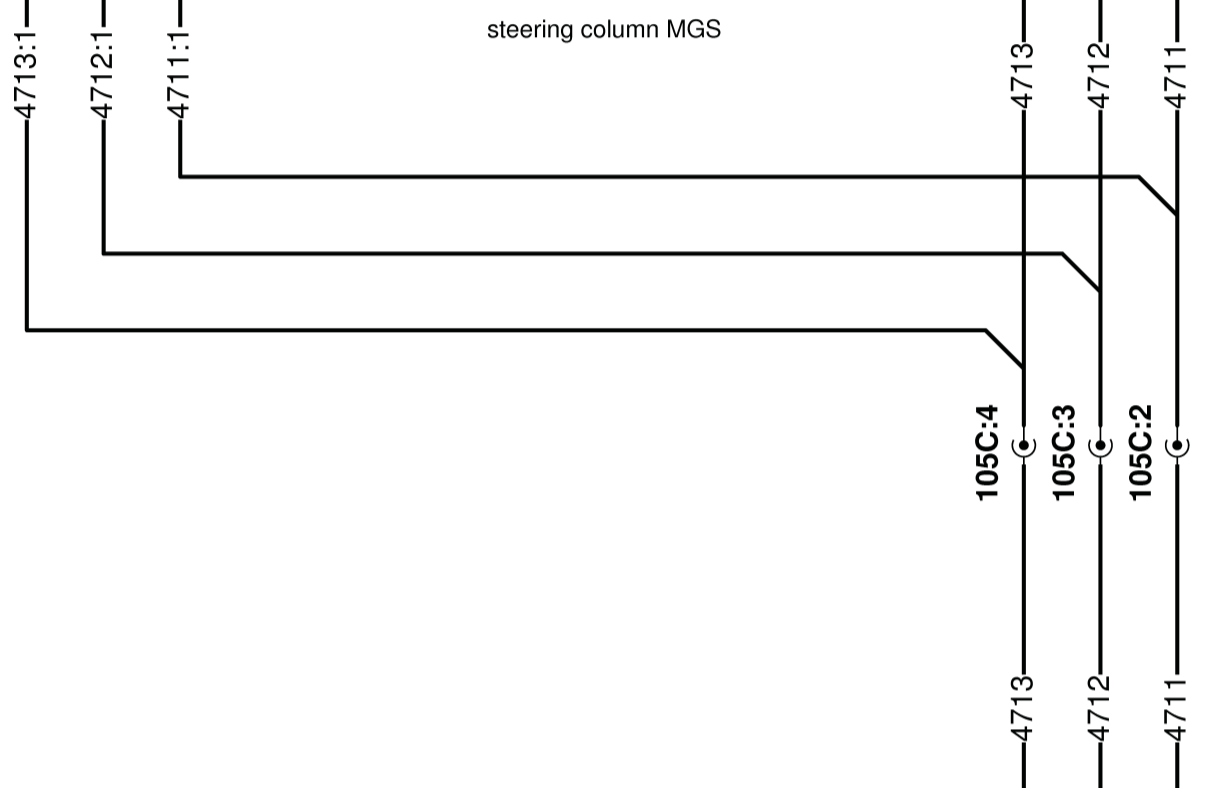
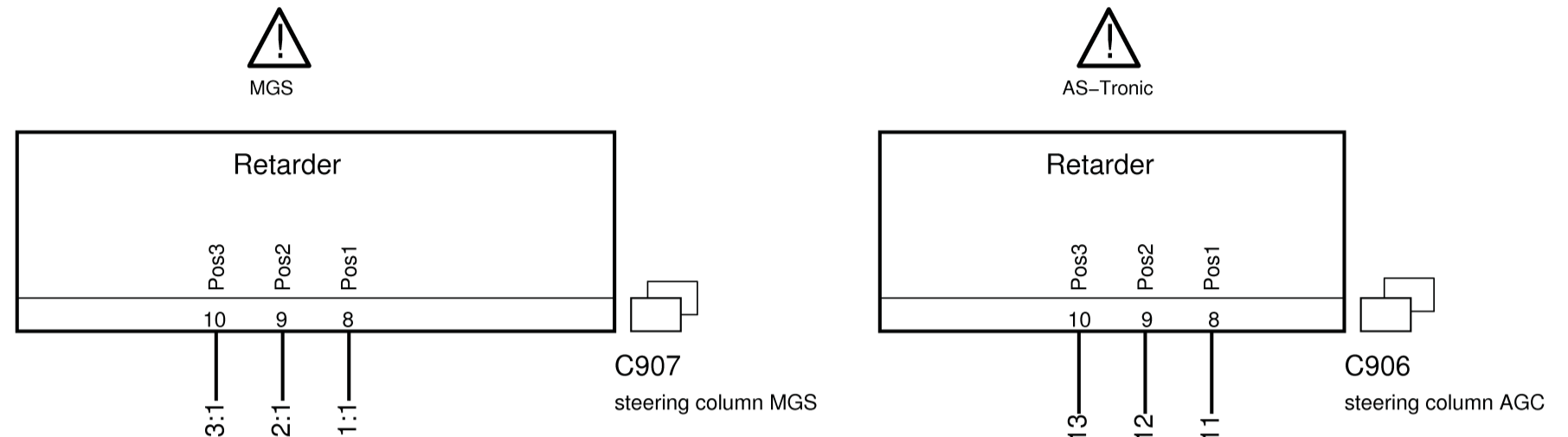
D978
modulator rear axle

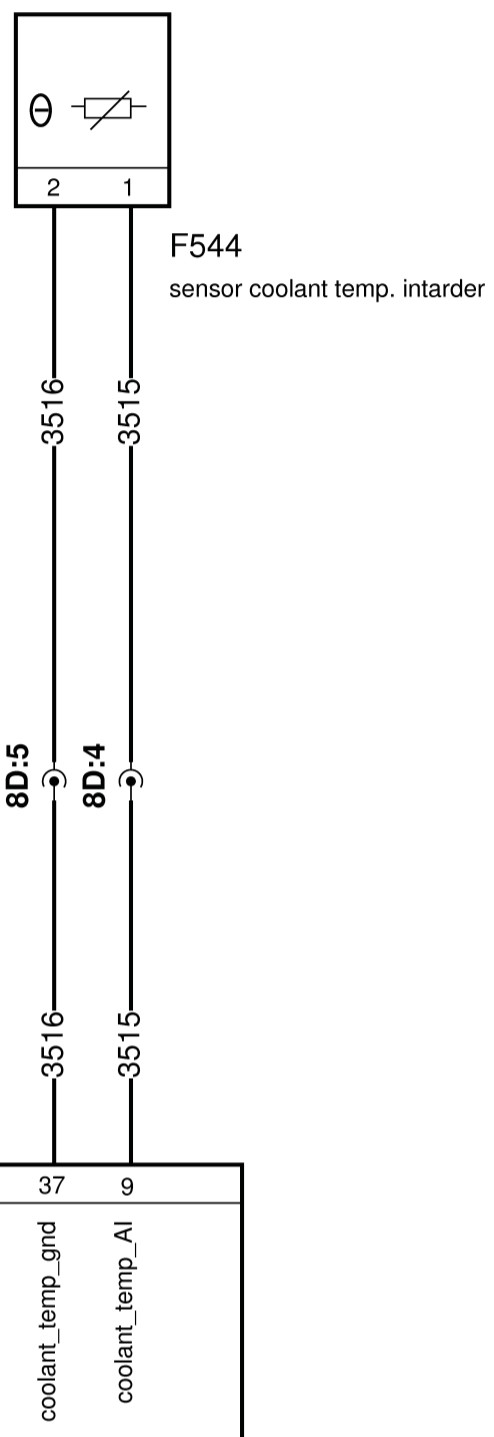
See 'RD32_SaberOS1' For location see Saber Homepage				080815	MP			00
modification description		date		drawn by	auth. by	mod. no.		Issue
general tolerances		tolerance principle		title				
Zie tek.				Brake system EBS-2				
for drawing interpretation, see DAF standard:		material						
TKB 00801-033								
surfaces/corners		heat/surface treatment		size	scale	sheet		
				A1	2 : 2			
authorised by		date	paint specification		blind angle projection		This drawing is the property of DAF - Trucks N.V., Eindhoven. The Netherlands and may not be copied in whole or in part without the prior written consent of the owner.	
drawn by		date	prod.grp.spec.	spec. indication	drawing / issue number			
M Putmans		080815					1812965 / 00	
master no.		Replacement for		1793549	CAD - Saber		Service number	
							05C-1	





See 'RD27_SaberDS1' For location see Saber homepage		071030				02
See 'RD3_SaberDS1' For location see Saber homepage		051128	MP			01
modification description		date	drawn by	auth. by	mod. no.	issue
general tolerances	according drawing	tolerance principle	title			
for drawing interpretation, see DAF standard:	TKB 00801-033	material	Brake system ABS--E			
surfaces/corners		heat/surface treatment	size	scale	sheet	
authorised by		paint specification	A1	1 : 1		
drawn by	M Putmans	date	third angle projection		This drawing is the property of DAF-Trucks N.V. Eindhoven. The Netherlands and may not be copied in whole or in part without the prior written consent of the owner.	
date	050602	prod.grp.spec.	DAF		drawing / issue number	1674954 / 02
master no.		Replacement for	CAD - Saber		Service number	05D-1

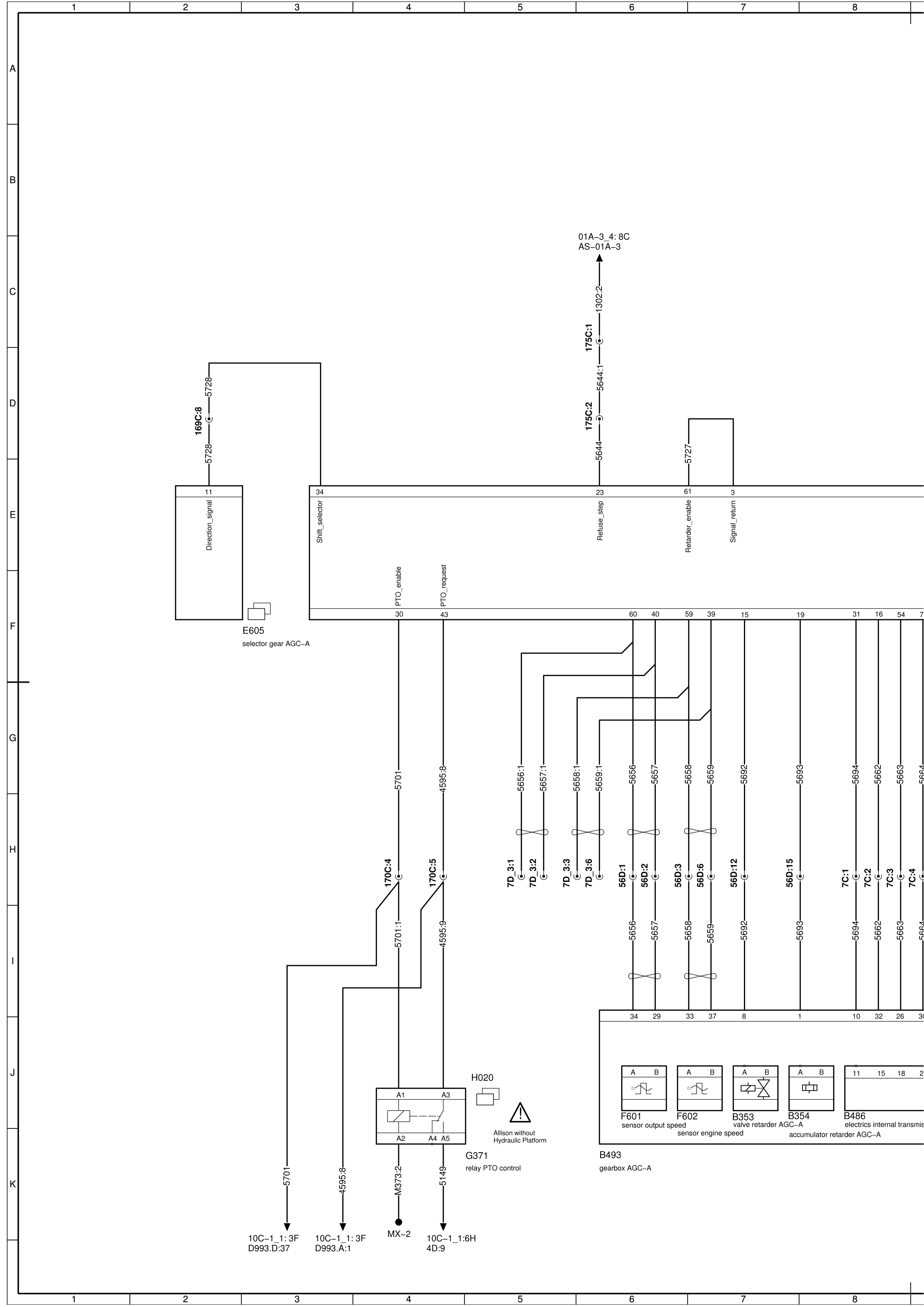


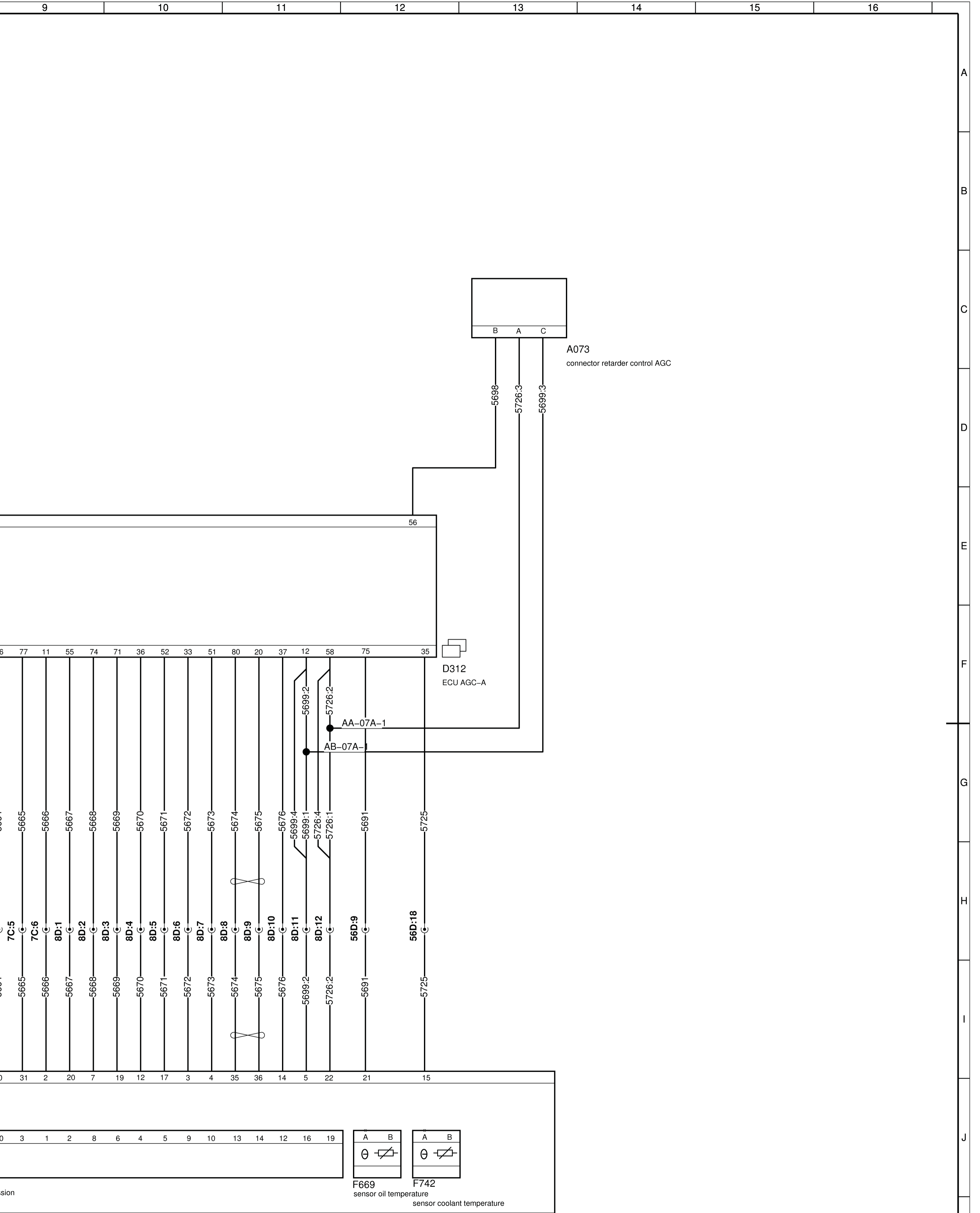


F544
sensor coolant temp. intarder

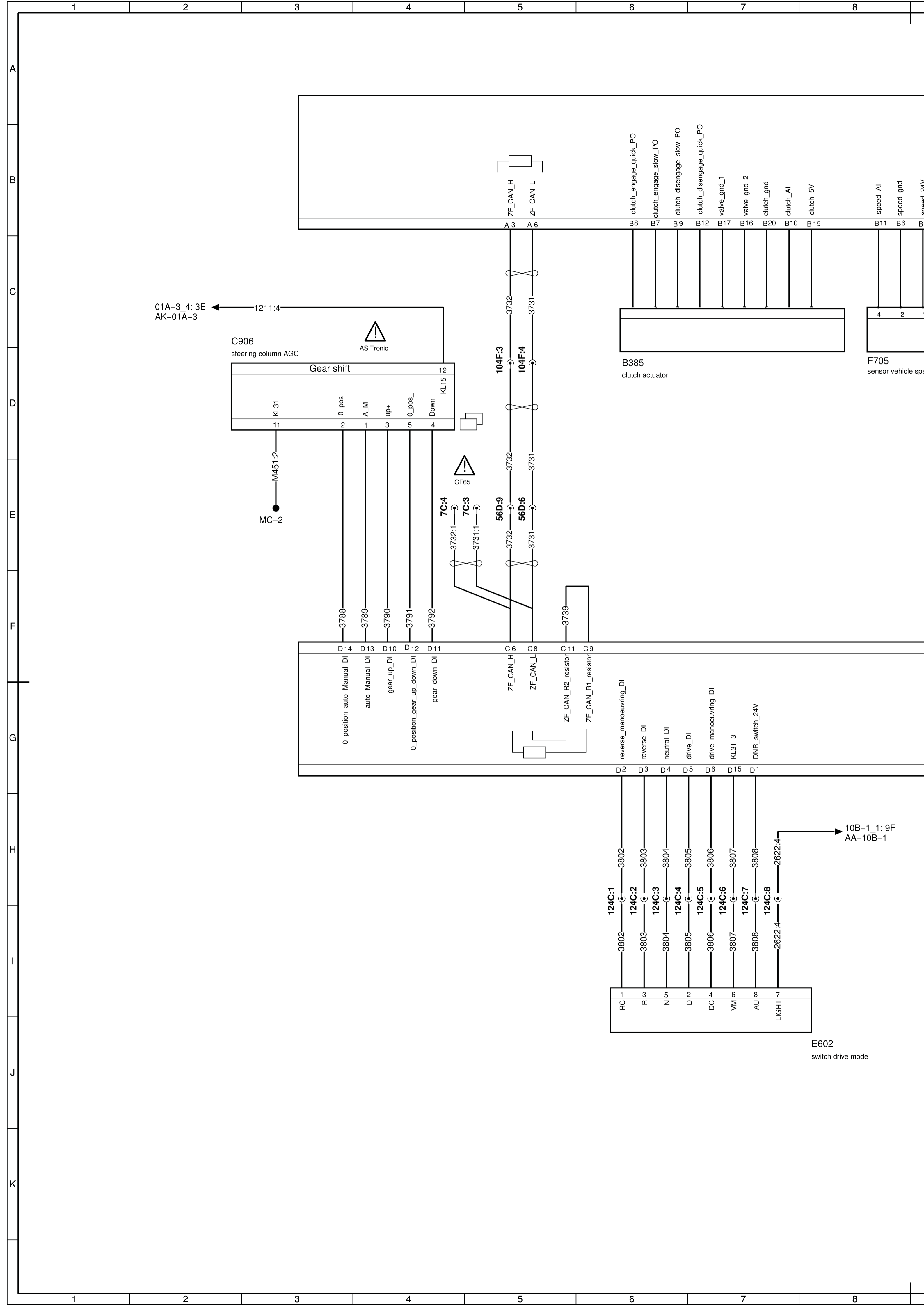
D902
ECU intarder EST-42

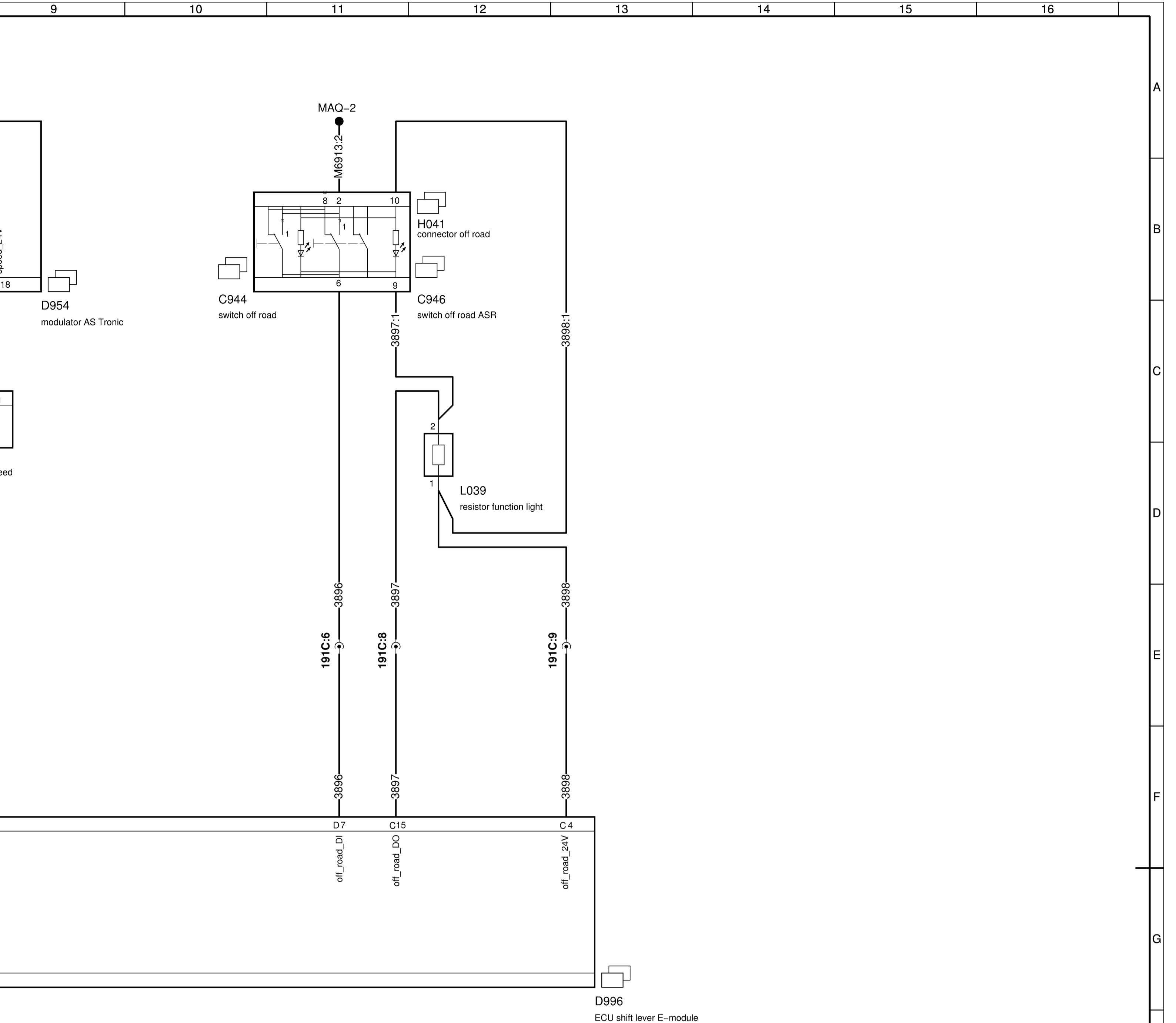
See 'RD27_SaberDS1' For location see Saber homepage	071030	MP			06
Foden added	050614				05
New drawing method adapted	050415	MP			04
Sheet size changed to A1	050211	MP			03
F544 New connector.	041109	JKr			02
105C changed from 12p to 9p	040621	A. Özümçü			01
modification description	date	drawn by	auth. by	mod. no.	Issue
general tolerances	Zie tek.		tolerance principle	title Retarder system EST-42	
for drawing interpretation, see DAF standard:	TKB 00801-033		material		
surfaces/corners	10680	heat/surface treatment	size A1	scale 1:1	sheet
authorised by	date	paint specification	third angle projection	This drawing is the property of DAF-Tuuske N.V., Eindhoven. The Netherlands and may not be copied in whole or in part without the prior written consent of the owner.	
drawn by	date	prod.grp.spec.	spec. indication	DAF	drawing / issue number 1644419 / 06
master no	Replacement for		CAD - Saber	Service number	06A-1



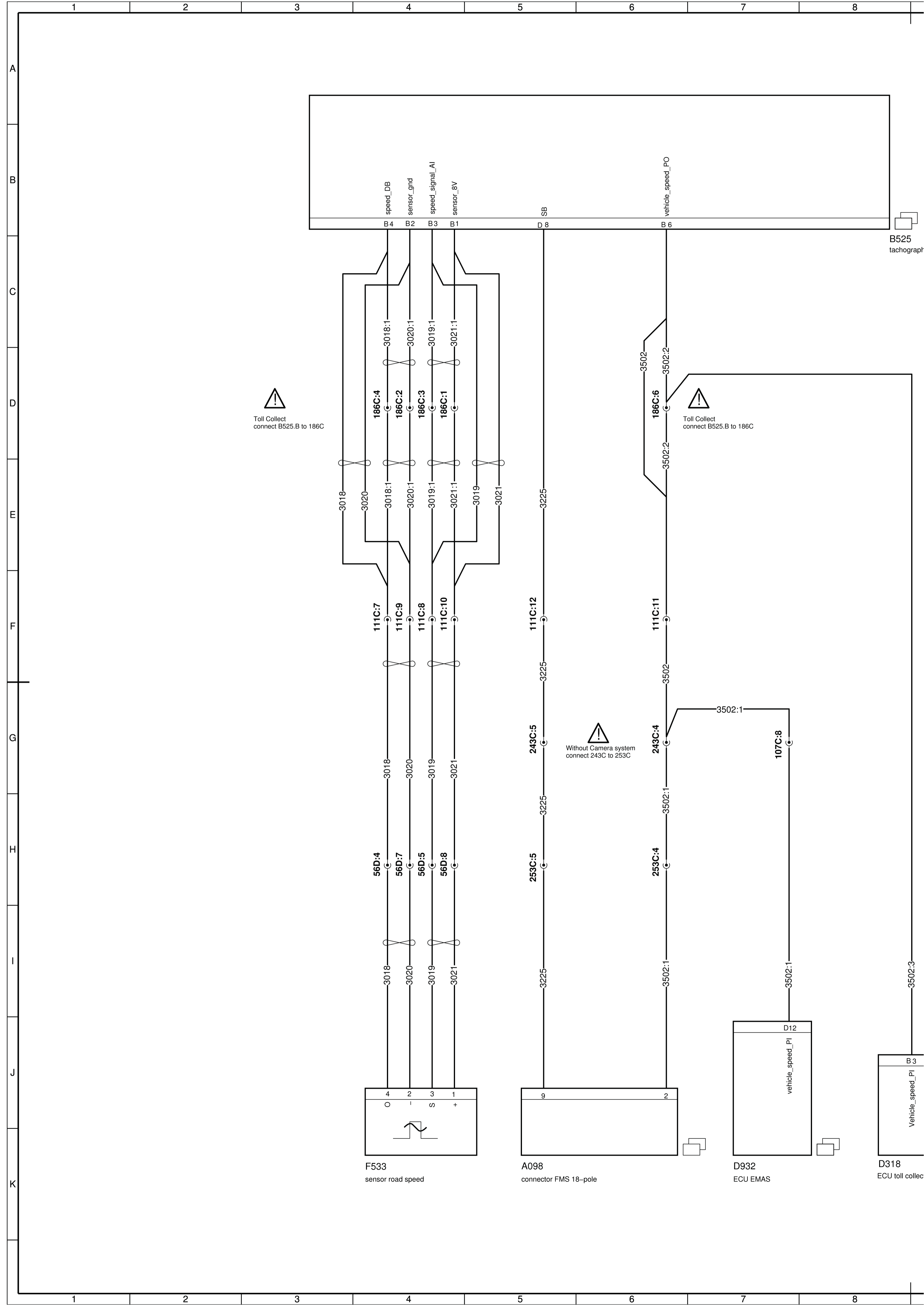


See 'RD21_SaberDS1_ref' doc; For location see Saber homepage		070327	MP	10830	00
modification description		date	drawn by	auth. by	mod. no.
general tolerances		tolerance principle		title	
Zie tek.				Transmission system AGC-A	
for drawing interpretation, see DAF standard:		material			
TKB 00801-033					
surfaces/corners		heat/surface treatment		size	scale
10680				A1	1 : 1
authorised by	date	paint specification		third angle projection	
drawn by	date	prod.grp.spec.	spec. indication	drawing / issue number	
M. Putmans	070327			1779372 / 00	
master no.	Replacement for		1644420/07	CAD - Saber	Service number
					07A-1





See RD27_SaberOS1 For location see Saber homepage	071030				03
Connector H041 (switch C944 & C946) corrected	070507	MP			02
See RD19_SaberOS1 For location see Saber homepage	070130	MP		PMR64756	01
See RD18_SaberOS1 For location see Saber homepage	061215	EVH		10830	00
modification description	date	drawn by	auth. by	mod. no.	issue
general tolerances	Zie tek.		tolerance principle	title	
for drawing interpretation, see DAF standard:	TKB 00801-033		material	Transmission system AS Tronic	
surfaces/corners	10680	heat/surface treatment	size	scale	sheet
authorised by	date	paint specification	A1	1 : 1	
drawn by	date	prod.grp.spec.			This drawing is the property of DAF - Trucks N.V., Eindhoven. The Netherlands and may not be copied in whole or in part without the prior written consent of the owner.
E. v Hunsel	061215	spec. indication			drawing / issue number
master no	Replacement for	1644421/08	CAD - Saber		Service number
					07B-1



9

10

11

12

13

14

15

16

A

B

C

D

E

F

G

H

I

J

K

See 'RD27 - Saber081' For location see Saber homepage				071026	EvH		10877	00
modification description				date	drawn by	auth. by	mod. no.	Issue
general tolerances	Zie tek.		tolerance principle	title				
for drawing interpretation, see DAF standard:			material	Tachograph				
TKB 00801-033								
surfaces/corners	10680	heat/surface treatment		size	scale	sheet		
authorised by		date	paint specification	A1	1 : 1			
drawn by	E. v Hunsel	071026	prod.grp.spec.	third angle projection		This drawing is the property of DAF-Trucks N.V. Eindhoven. The Netherlands and may not be copied in whole or in part without the prior written consent of the owner.		
master no.		Replacement for	1742200	DAF		drawing / issue number		1794008 / 00
				CAD - Saber		Service number		08A-1

9

10

11

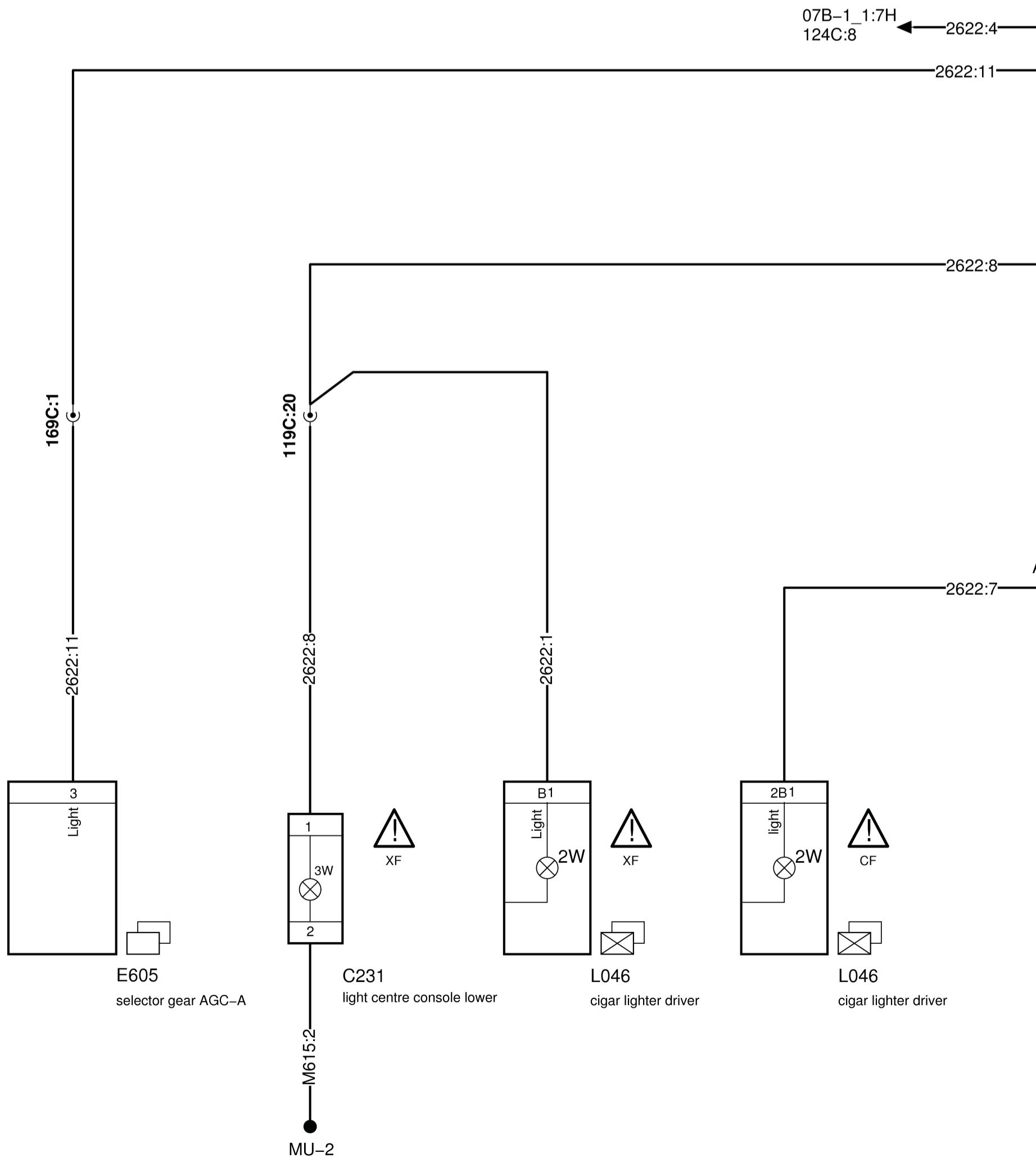
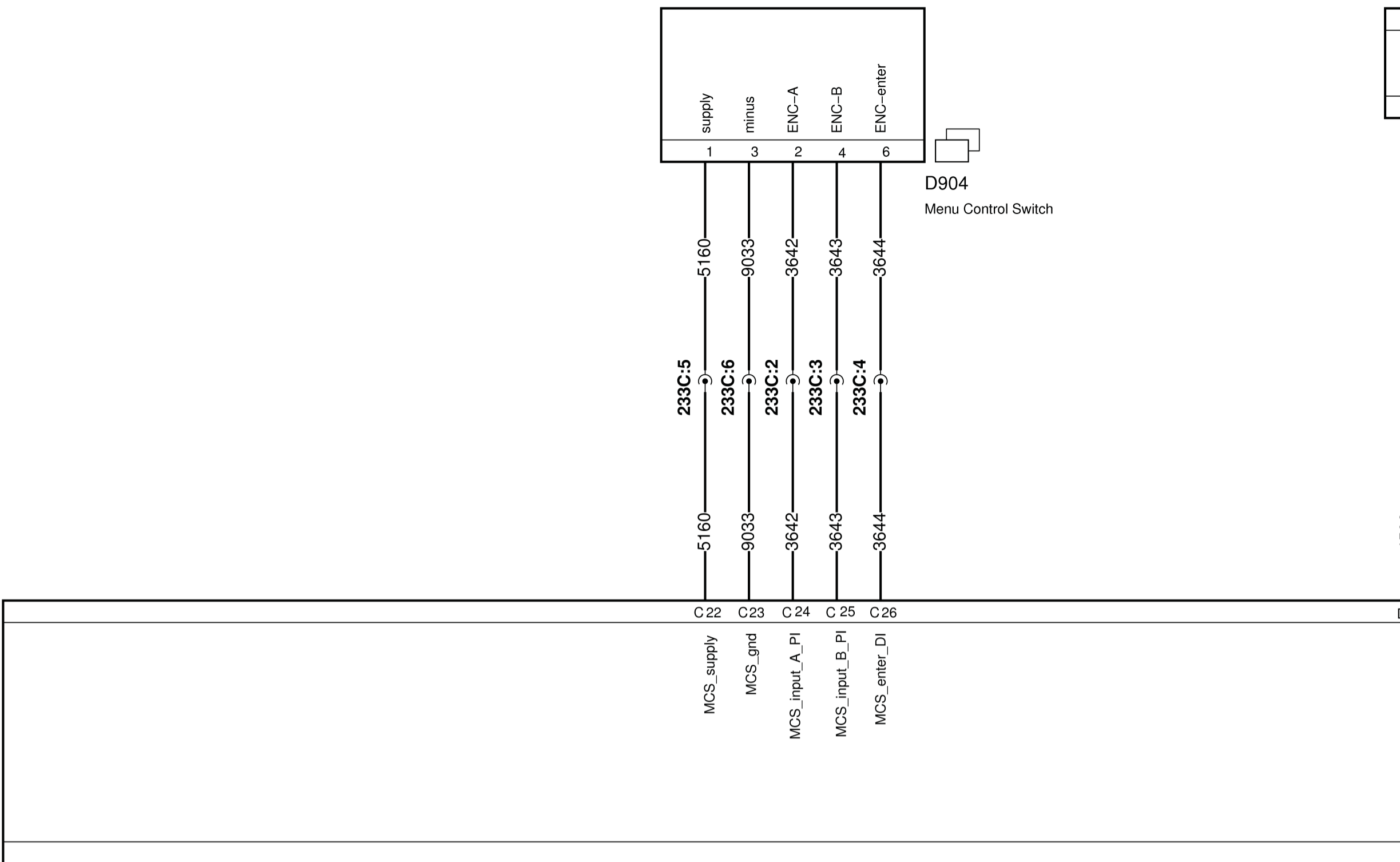
12

13

14

15

16

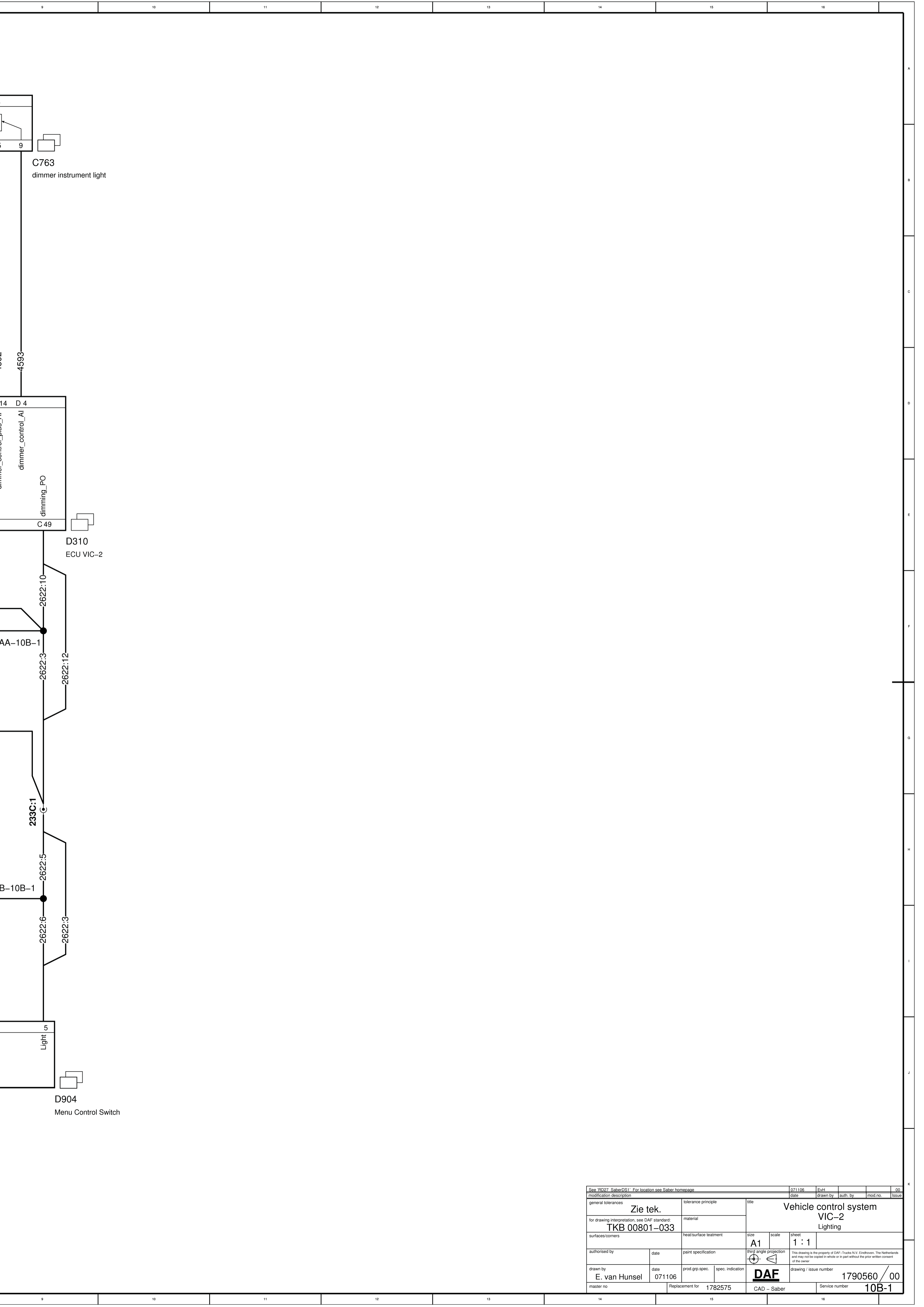


07B-1_1:7H
124C:8 ← 2622:4

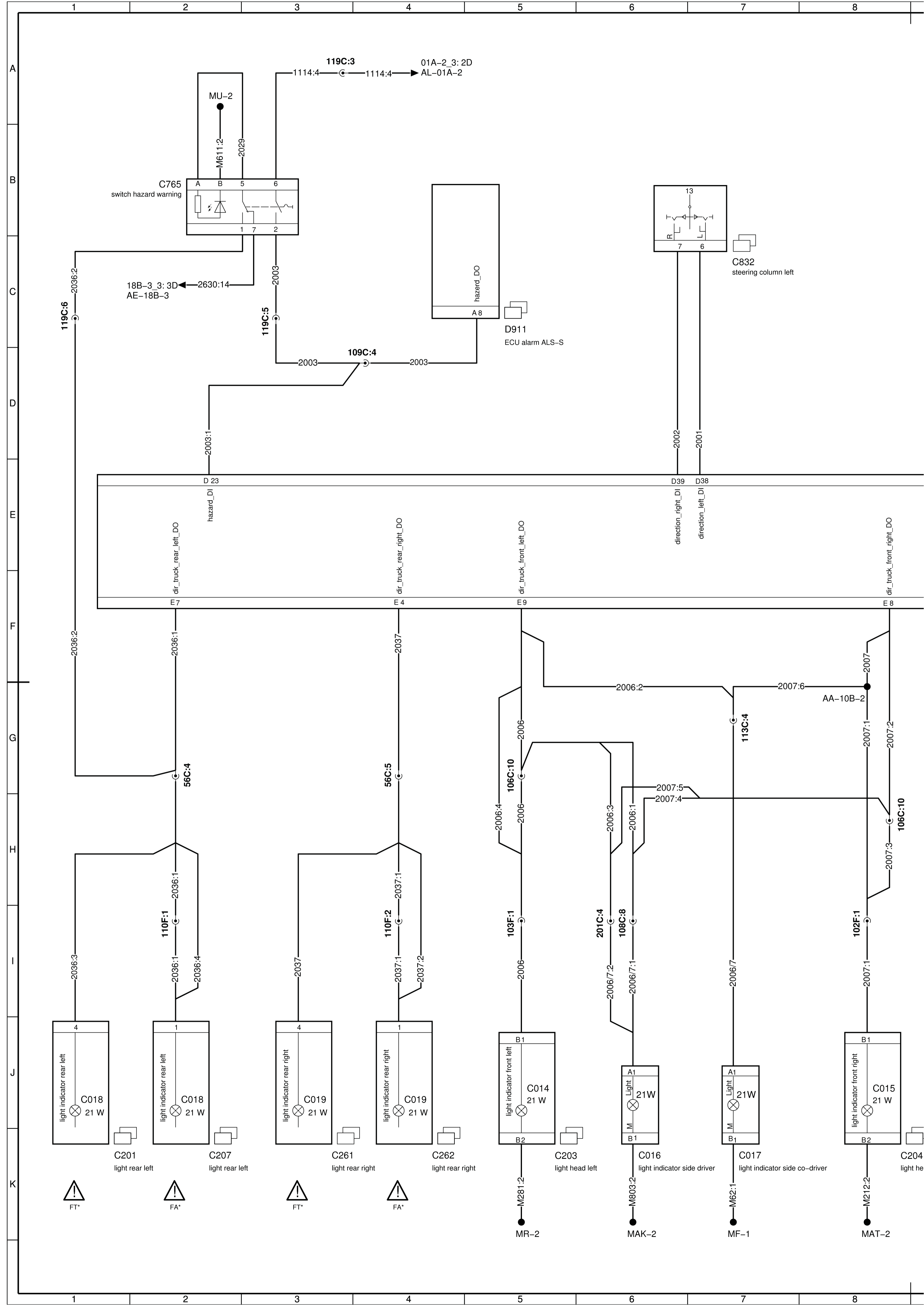
2622:11

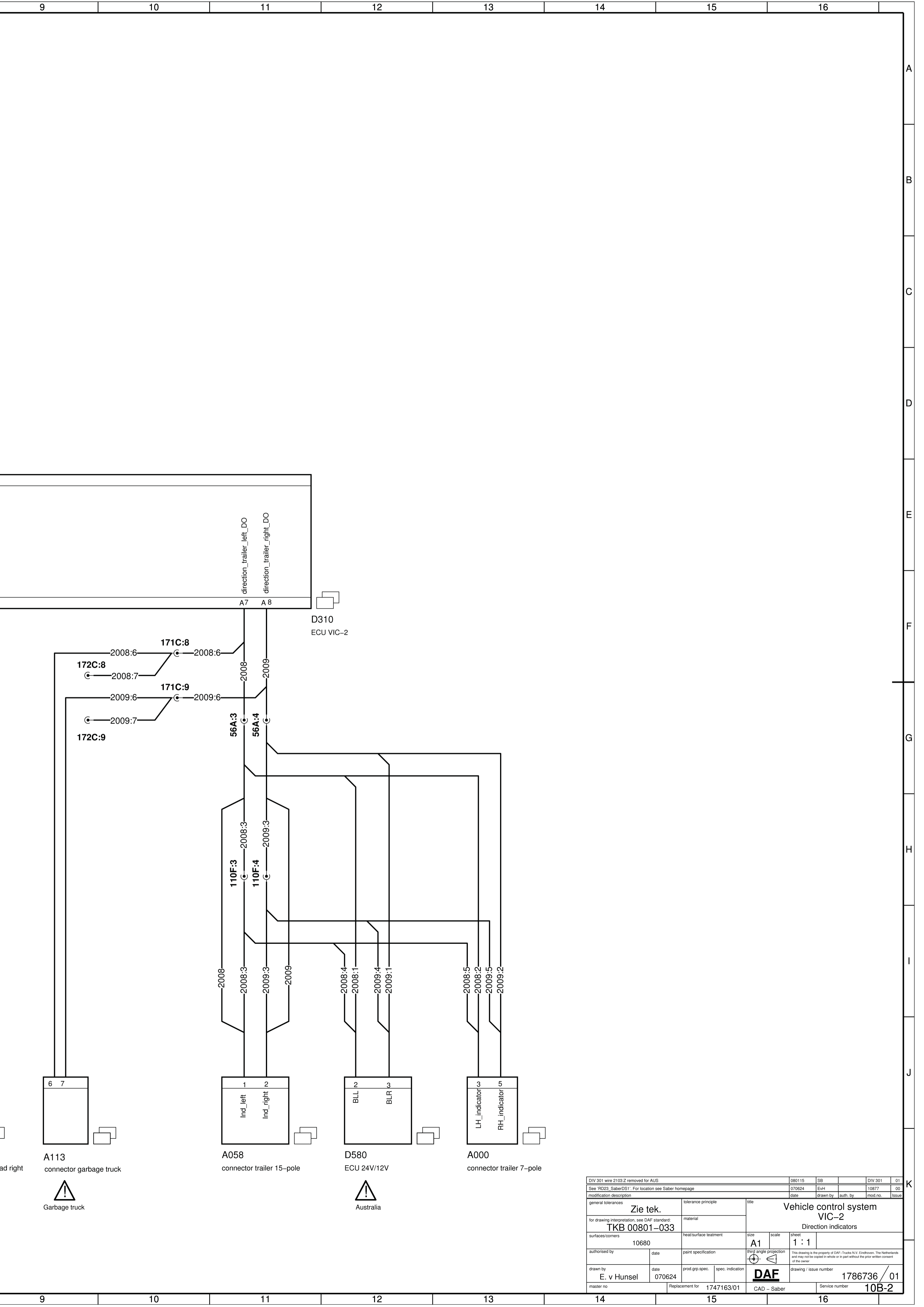
2622:8

2622:7



See RD27_SaberOS1 For location see Saber homepage		071106	EVH			00
modification description		date	drawn by	auth. by	mod. no.	issue
general tolerances	Zie tek.	tolerance principle	title			
for drawing interpretation, see DAF standard:	TKB 00801-033	material	Vehicle control system VIC-2 Lighting			
surfaces/corners		heat/surface treatment	size	scale	sheet	
authorised by		paint specification	A1	1 : 1		
drawn by	E. van Hunsel	date	Blind angle projection		This drawing is the property of DAF - Trucks N.V., Eindhoven. The Netherlands and may not be copied in whole or in part without the prior written consent of the owner.	
date	071106	prod.grp.spec.	DAF		drawing / issue number	1790560 / 00
master no		Replacement for	1782575		Service number	10B-1
			CAD - Saber			





A113
connector garbage truck

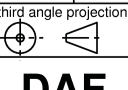


Garbage truck

A058
connector trailer 15-pole

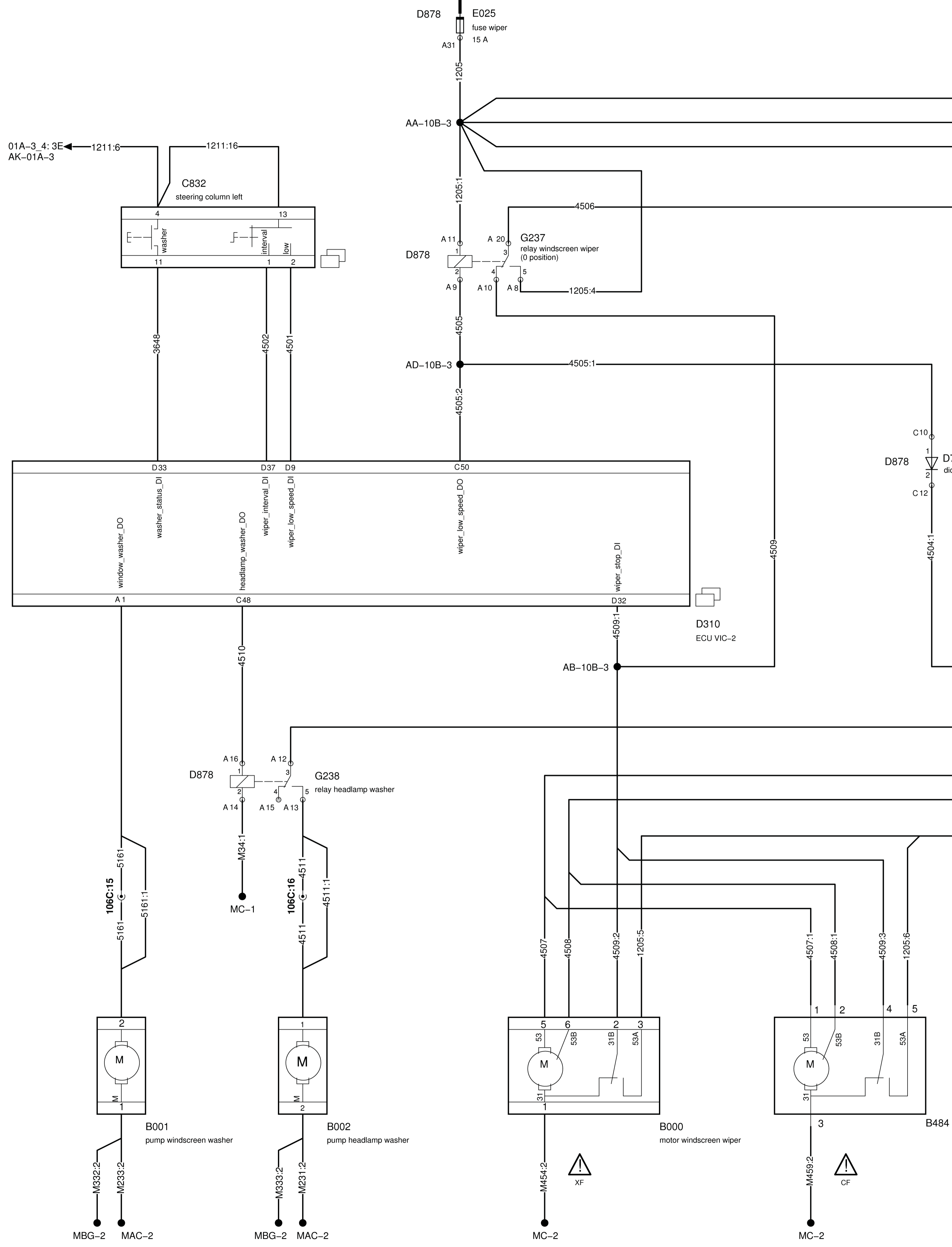
D580
ECU 24V/12V


Australia

A000
connector trailer 7-pole

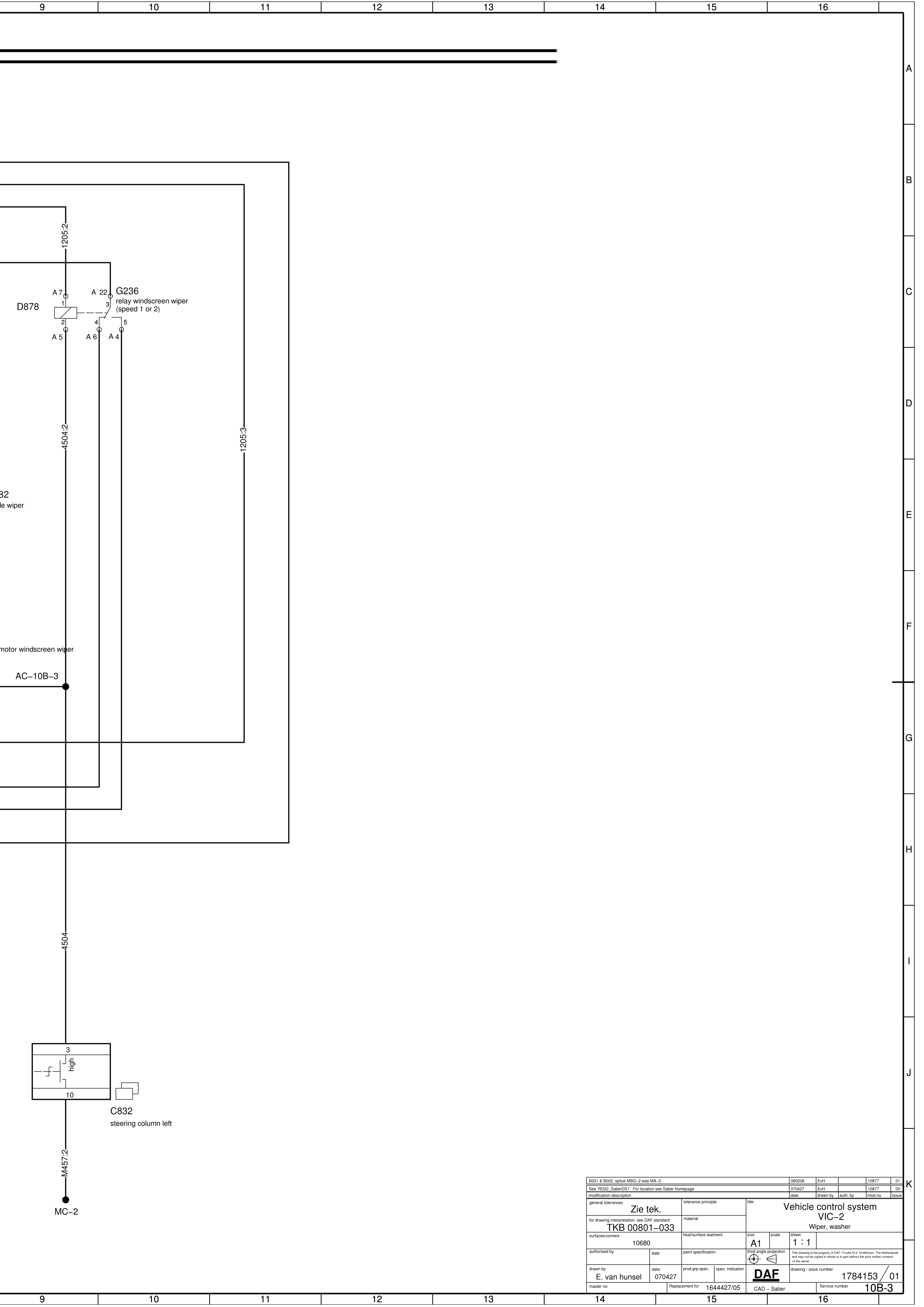
DIV 301 wire 2103-Z removed for AUS		080115	SB	DIV 301	01
See 'RD23_SaberOS1'. For location see Saber homepage		070624	EVH	10877	00
modification description		date	drawn by	auth. by	mod. no. / issue
general tolerances	Zie tek.	tolerance principle	title		
for drawing interpretation, see DAF standard:	TKB 00801-033	material	Vehicle control system VIC-2		
surfaces/corners	10680	heat/surface treatment	size	scale	sheet
authorised by	date	paint specification	A1	1 : 1	
drawn by	date	prod.grp.spec.			This drawing is the property of DAF - Trucks N.V., Eindhoven, The Netherlands and may not be copied in whole or in part without the prior written consent of the owner.
E. v Hunsel	070624	spec. indication			drawing / issue number
master no.	Replacement for	1747163/01	CAD - Saber		1786736 / 01
			Service number		10B-2

n_293409_444
1010

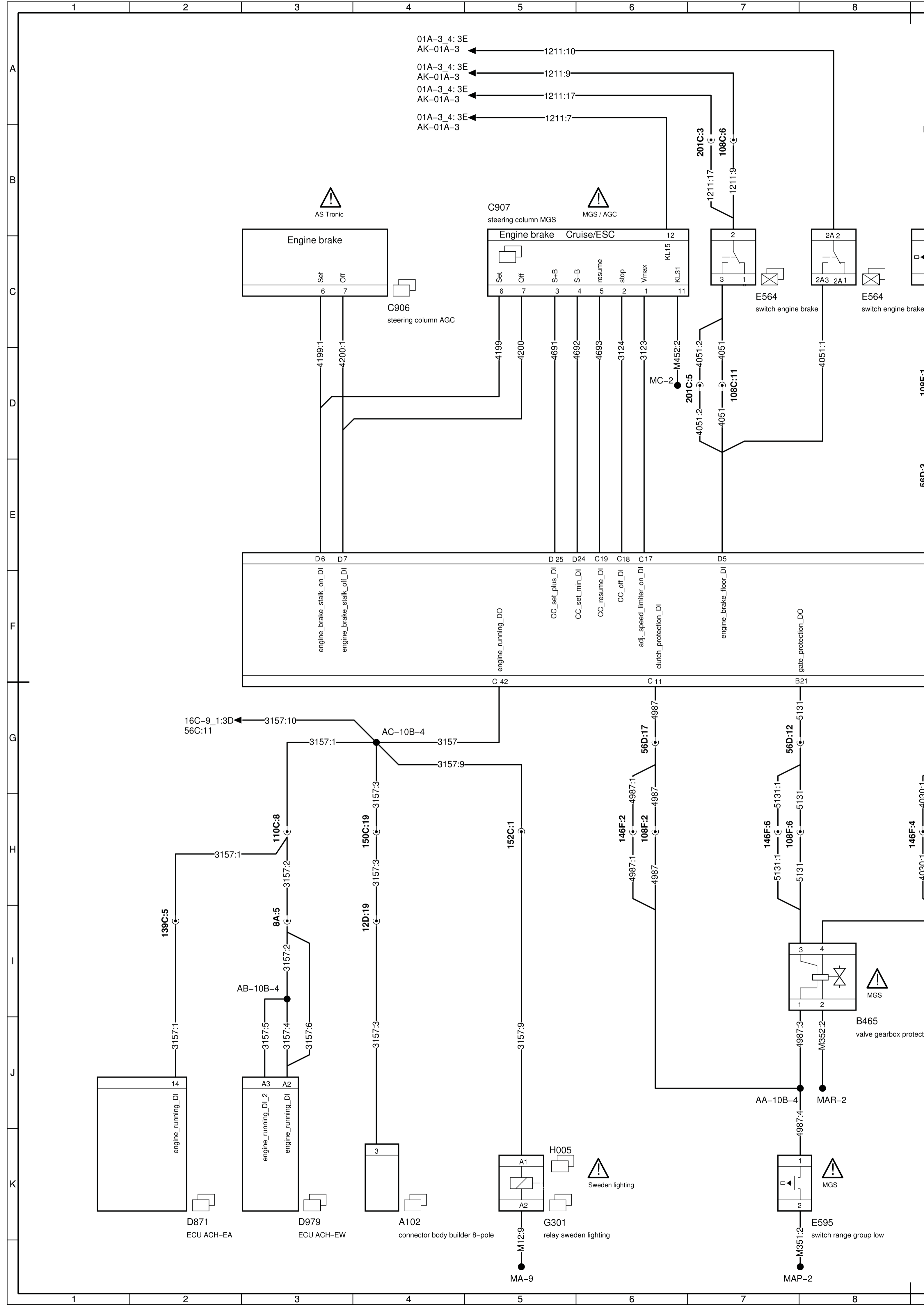


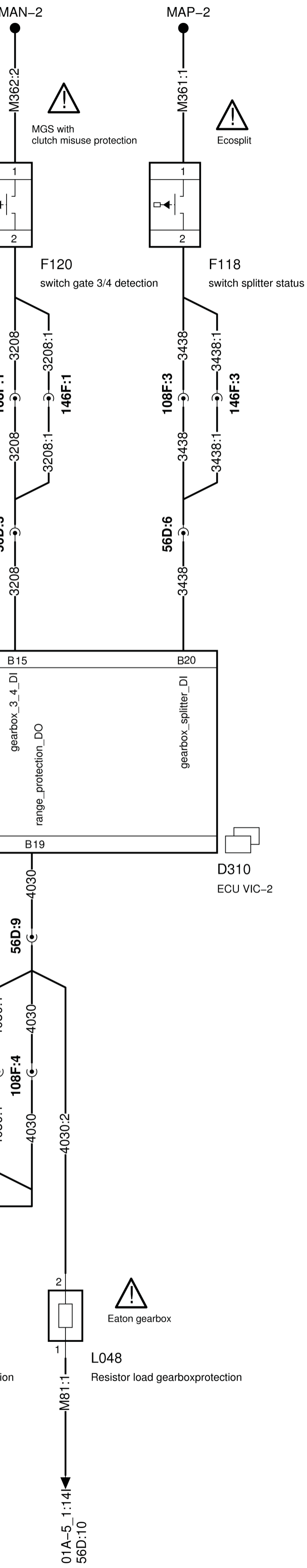
A
B
C
D
E
F
G
H
I
J
K

1 2 3 4 5 6 7 8

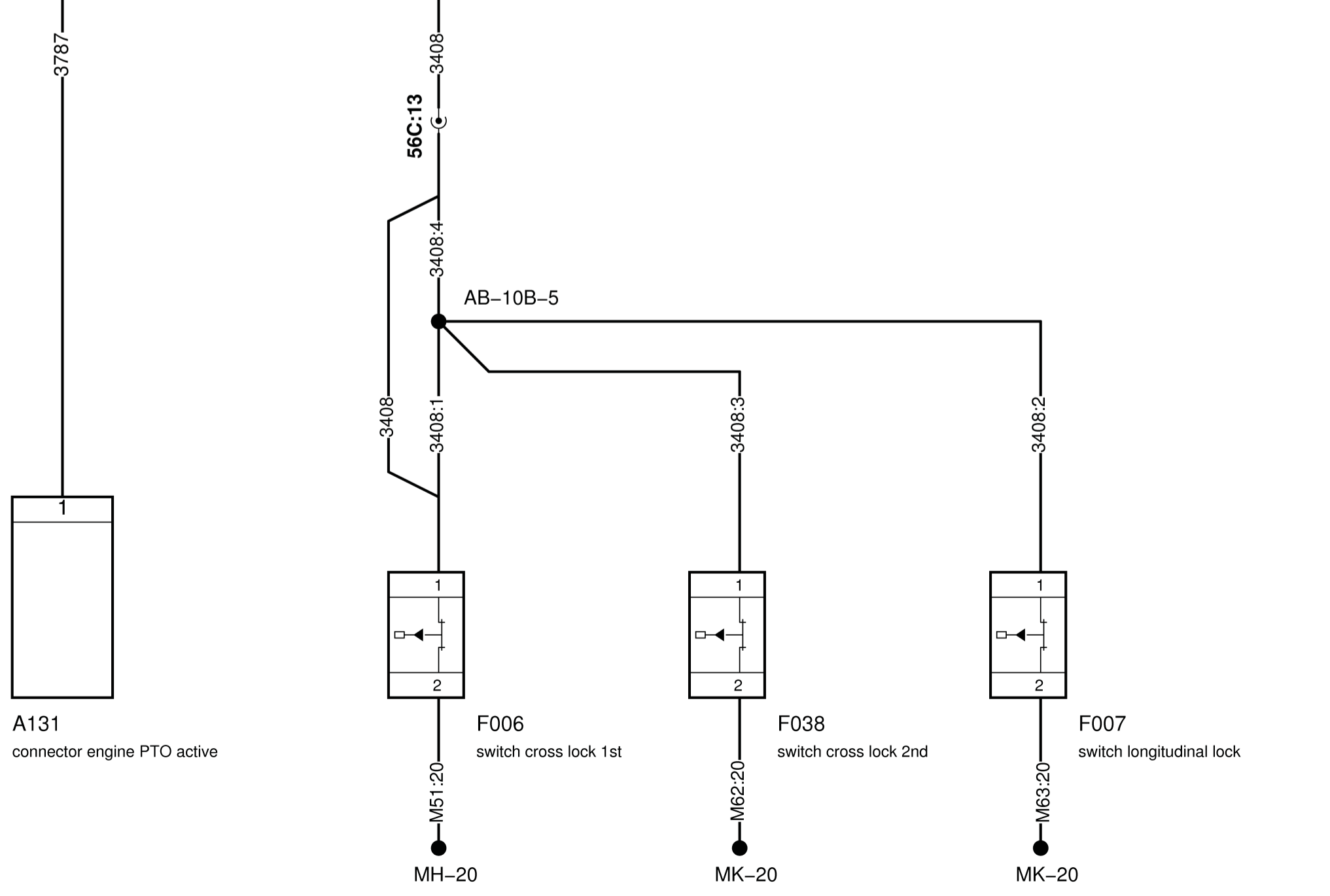

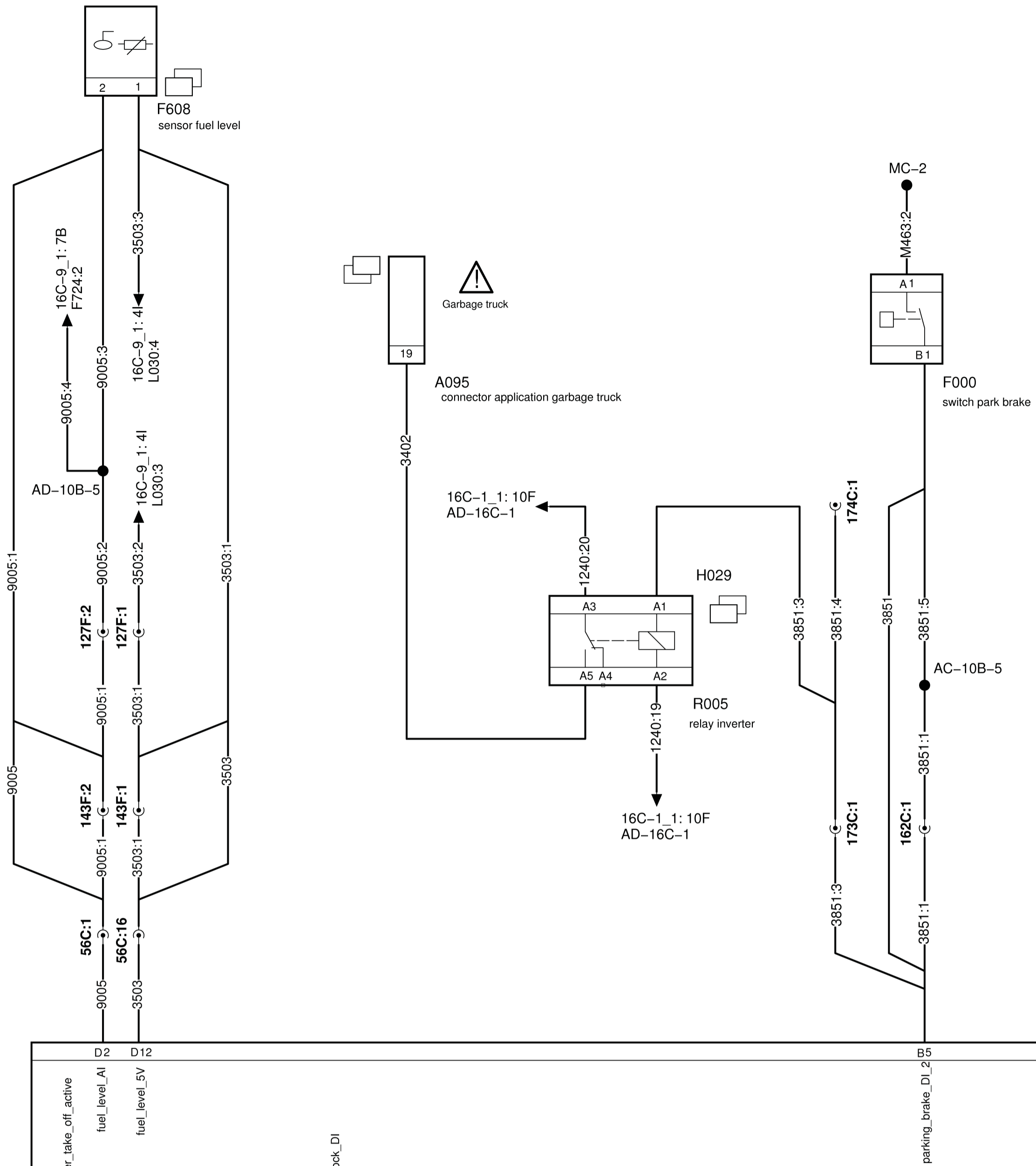


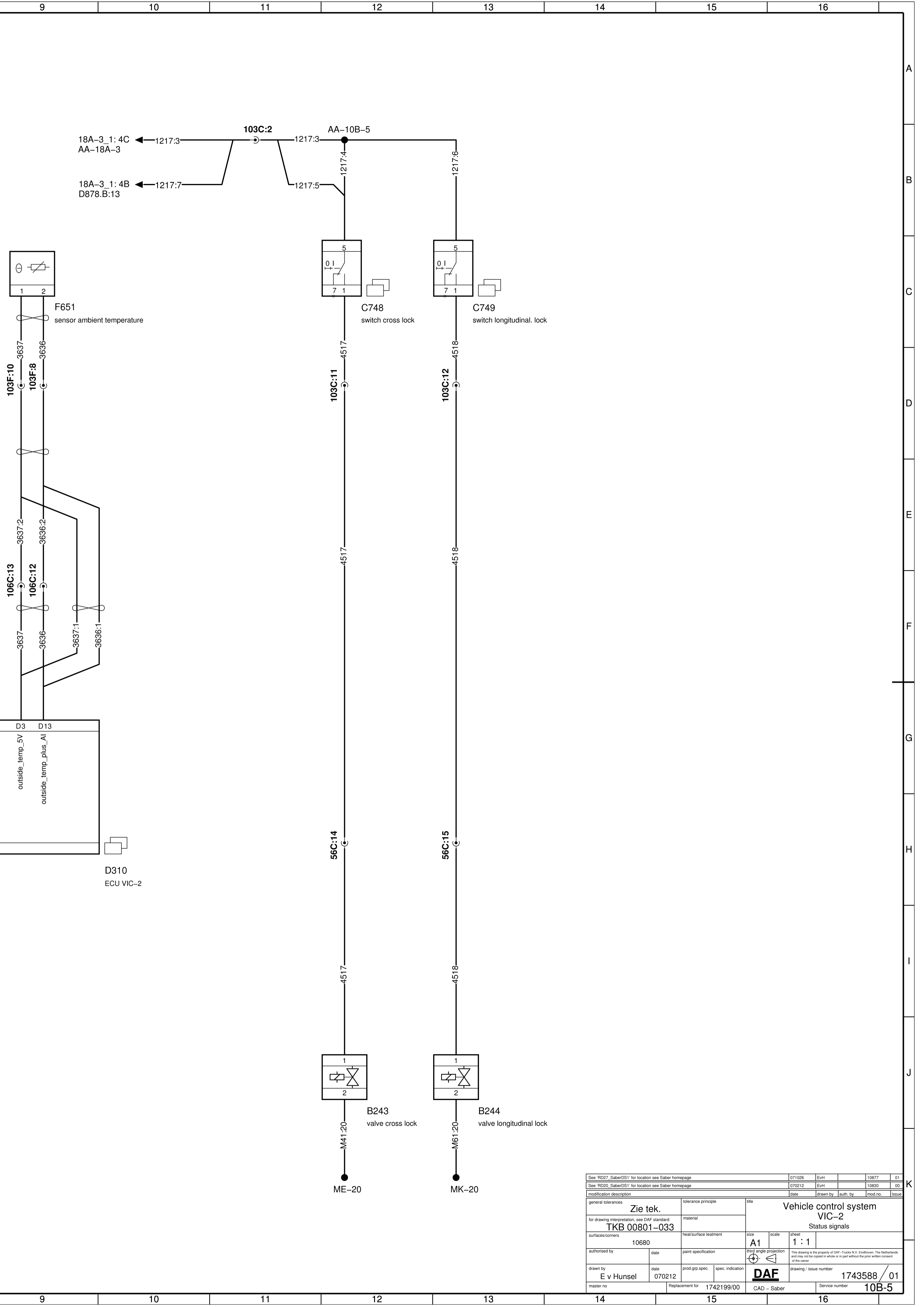
B001 & B002: splice MBG-2 was MA-2		080208	EVH	10877	01
See 'RD22: SaberOS1' For location see Saber homepage		070427	EVH	10877	00
modification description		date	drawn by	auth. by	mod. no. / issue
general tolerances	Zie tek.	tolerance principle	title		
for drawing interpretation, see DAF standard:	TKB 00801-033	material	Vehicle control system VIC-2 Wiper, washer		
surfaces/corners	10680	heat/surface treatment	size	scale	sheet
authorised by		paint specification	A1	1 : 1	
drawn by	E. van hunsel	date	Blind angle projection		This drawing is the property of DAF - Trucks N.V., Eindhoven. The Netherlands and may not be copied in whole or in part without the prior written consent of the owner.
master no.		prod.grp.spec.	DAF	drawing / issue number	1784153 / 01
	Replacement for	1644427/05	CAD - Saber	Service number	10B-3



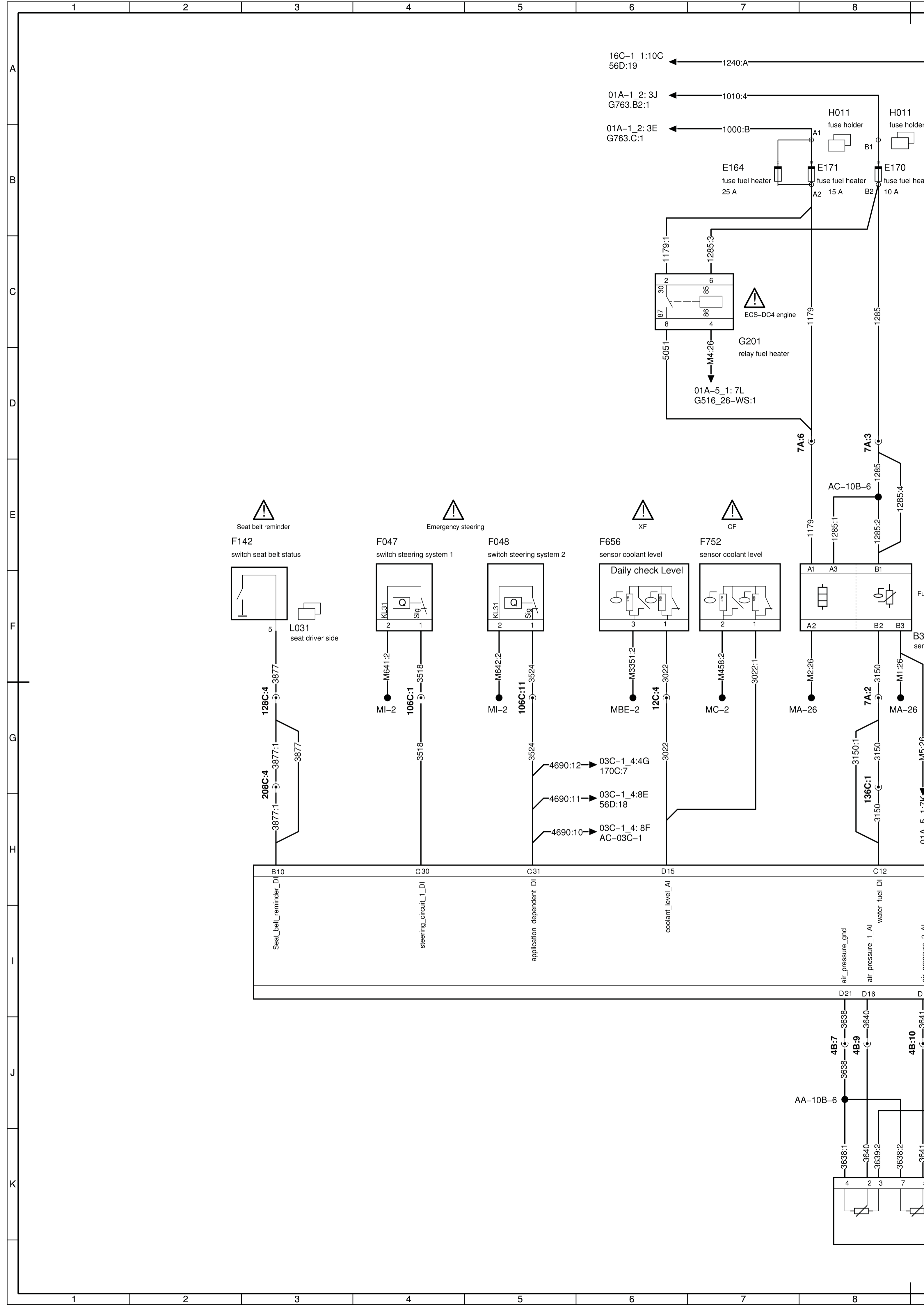


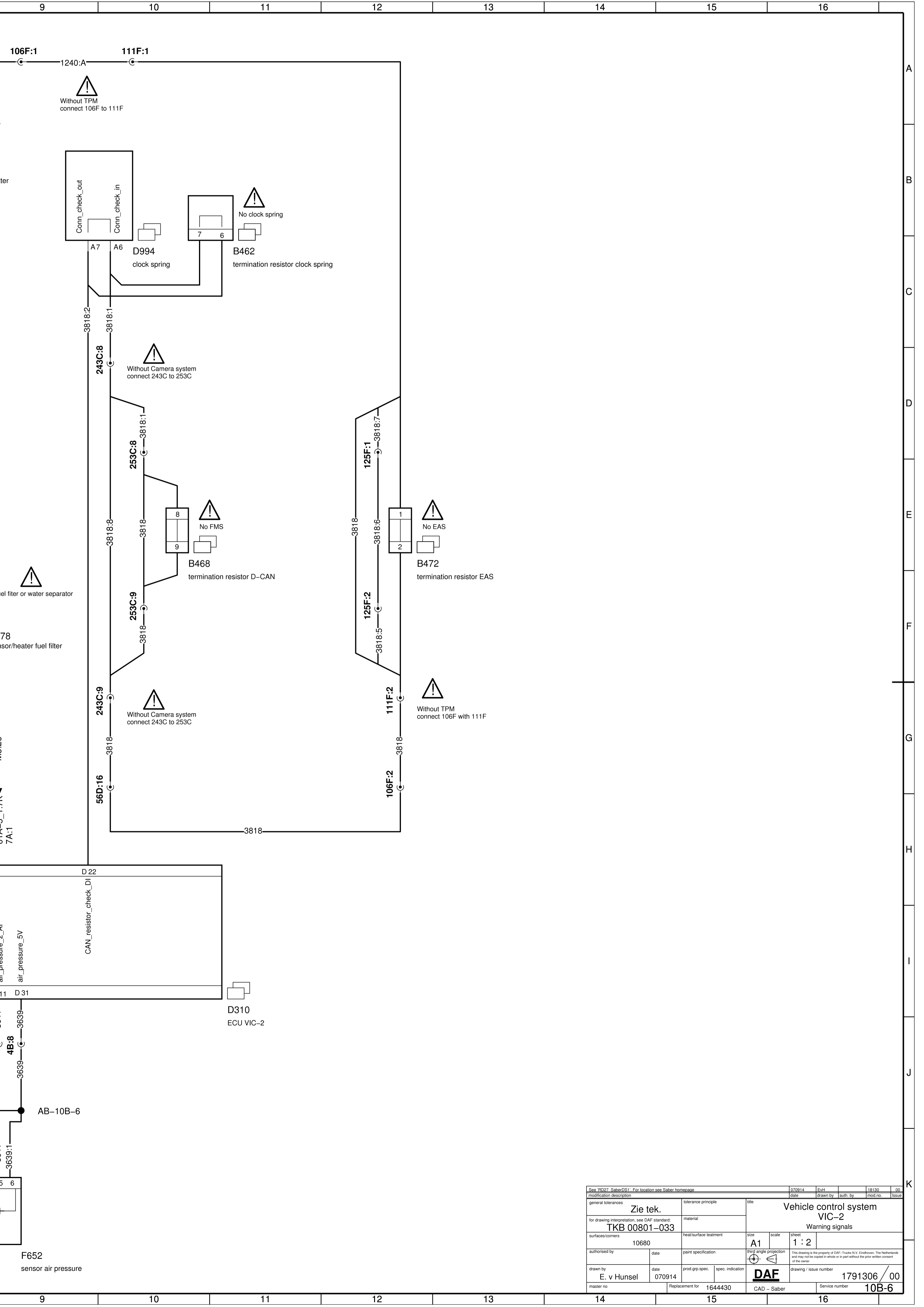
See RD27, SaberOS1! For location see Saber homepage		071022	MP			01
See RD23, SaberOS1! For location see Saber homepage		070608	EVH		17815	00
modification description		date	drawn by	auth. by	mod. no.	issue
general tolerances	Zie tek.	tolerance principle	title			
for drawing interpretation, see DAF standard:	TKB 00801-033	material	Vehicle control system VIC-2 Speed signals			
surfaces/corners	10680	heat/surface treatment	size	scale	sheet	
authorised by		paint specification	A1	1 : 1		
drawn by	E. v Hunsel	date	070608	prod.grp.spec.	spec. indication	drawing / issue number
master no.		Replacement for	1743587/00	CAD - Saber	Service number	1784159 / 01
						10B-4



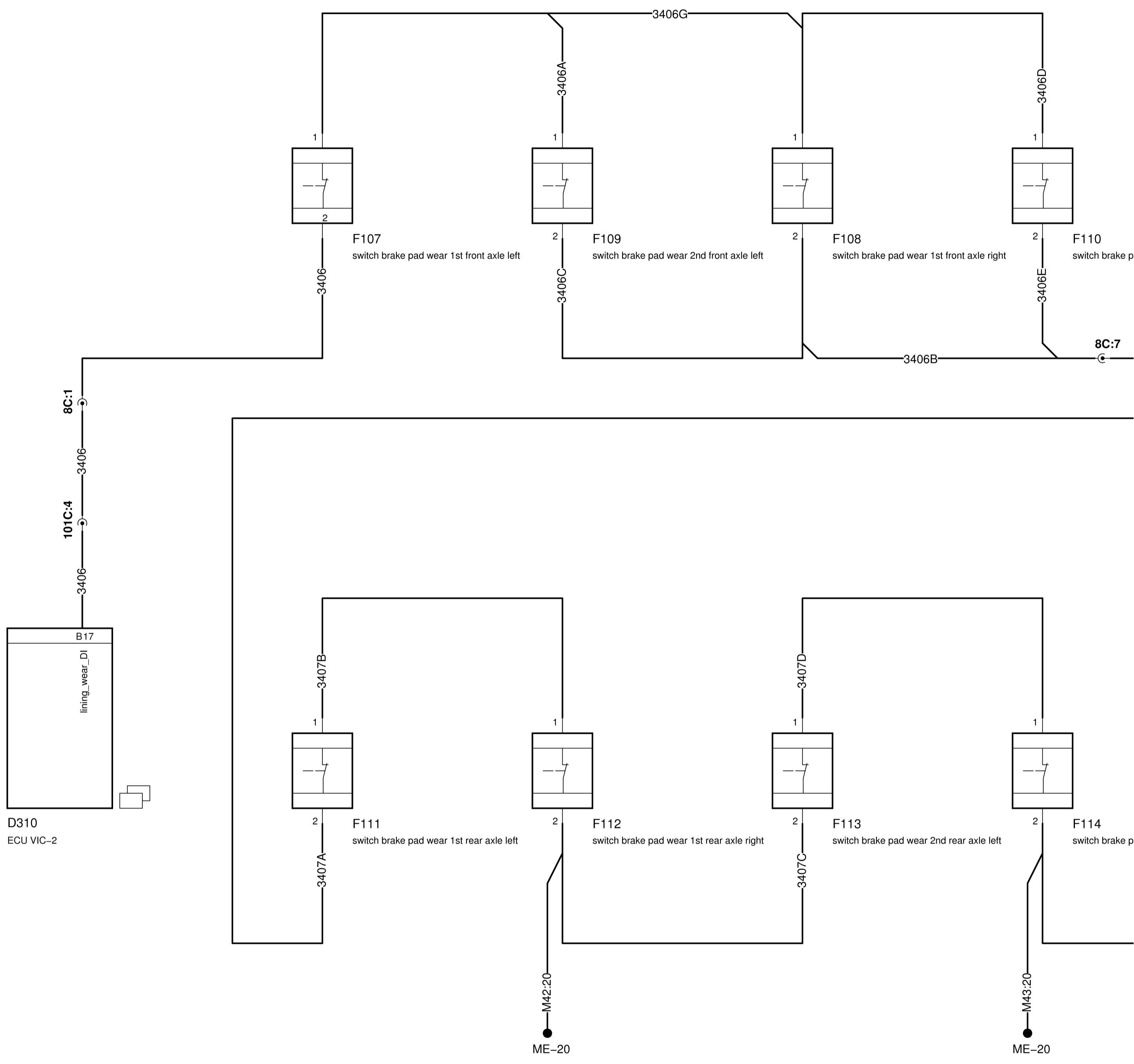


See 'RD27_SaberDS1' for location see Saber homepage		071026	EvH	10877	01
See 'RD20_SaberDS1' for location see Saber homepage		070212	EvH	10890	00
modification description		date	drawn by	auth. by	mod.no.
general tolerances	Zie tek.	tolerance principle	title		
for drawing interpretation, see DAF standard:	TKB 00801-033	material	Vehicle control system VIC-2 Status signals		
surfaces/corners	10680	heat/surface treatment	size	scale	sheet
authorised by		paint specification	A1	1 : 1	
drawn by	E v Hunsel	date	third angle projection		This drawing is the property of DAF - Trucks N.V., Eindhoven, The Netherlands and may not be copied in whole or in part without the prior written consent of the owner
master no.	Replacement for 1742199/00	date	070212	prod.grp.spec.	spec. indication
				DAF	drawing / issue number
				CAD - Saber	1743588 / 01
					Service number
					10B-5

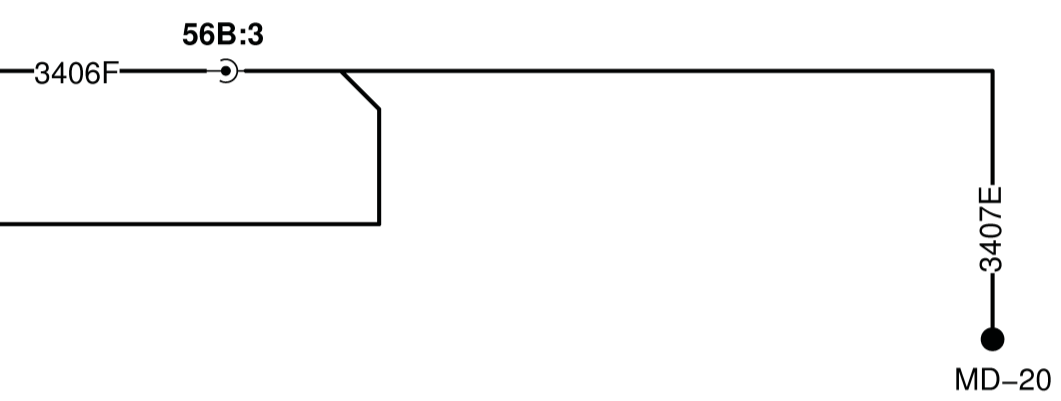




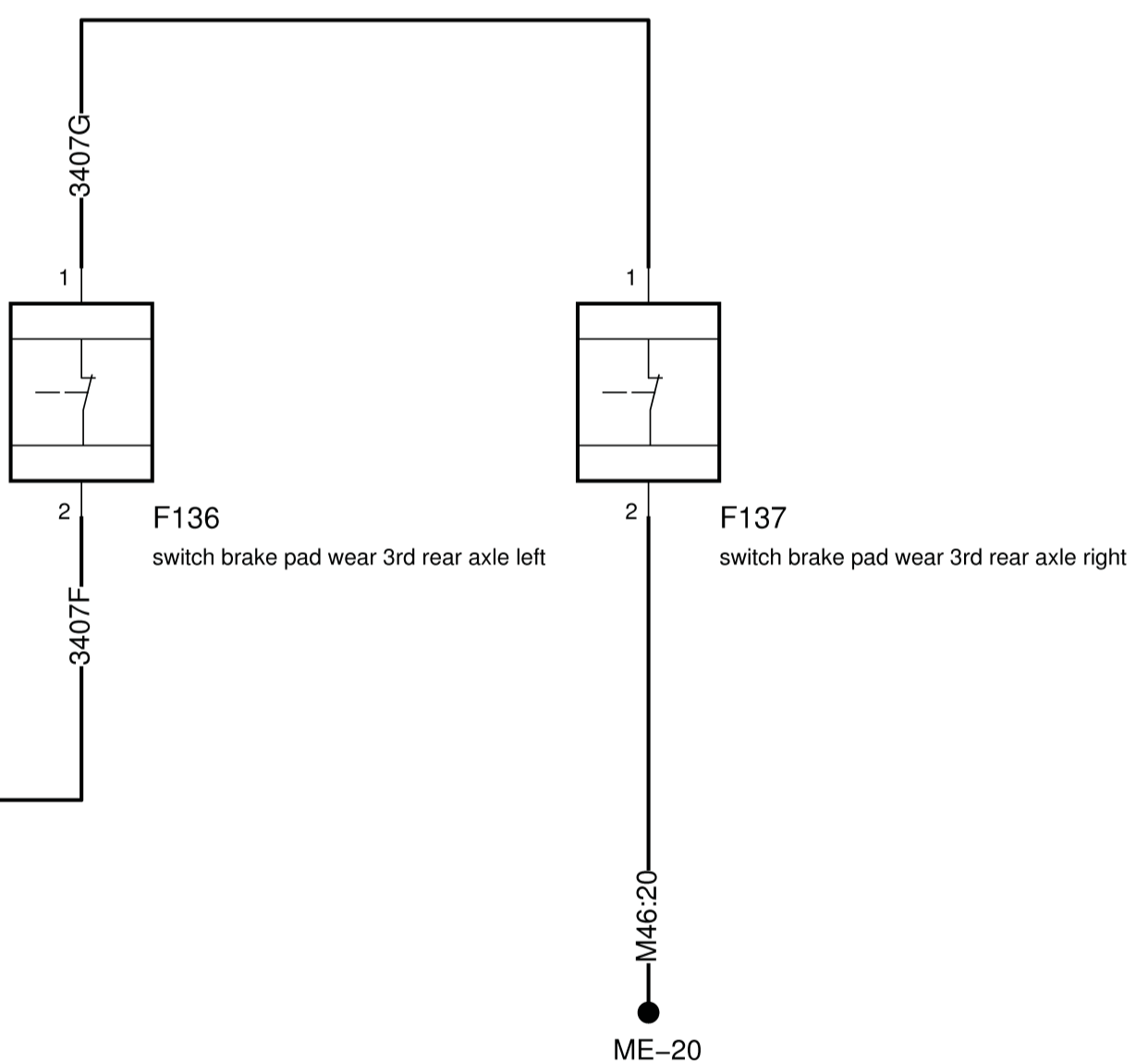
See RD27_SaberOS1 For location see Saber homepage		070914	EVH	18130	00
modification description		date	drawn by	auth. by	mod. no. / issue
general tolerances	Zie tek.	tolerance principle	title		
for drawing interpretation, see DAF standard:	TKB 00801-033	material	Vehicle control system VIC-2 Warning signals		
surfaces/corners	10680	heat/surface treatment	size	scale	sheet
authorised by		paint specification	A1	1 : 2	
drawn by	E. v Hunsel	date	070914	prod.grp.spec.	spec. indication
master no.		Replacement for	1644430	CAD - Saber	Service number
					1791306 / 00
					10B-6



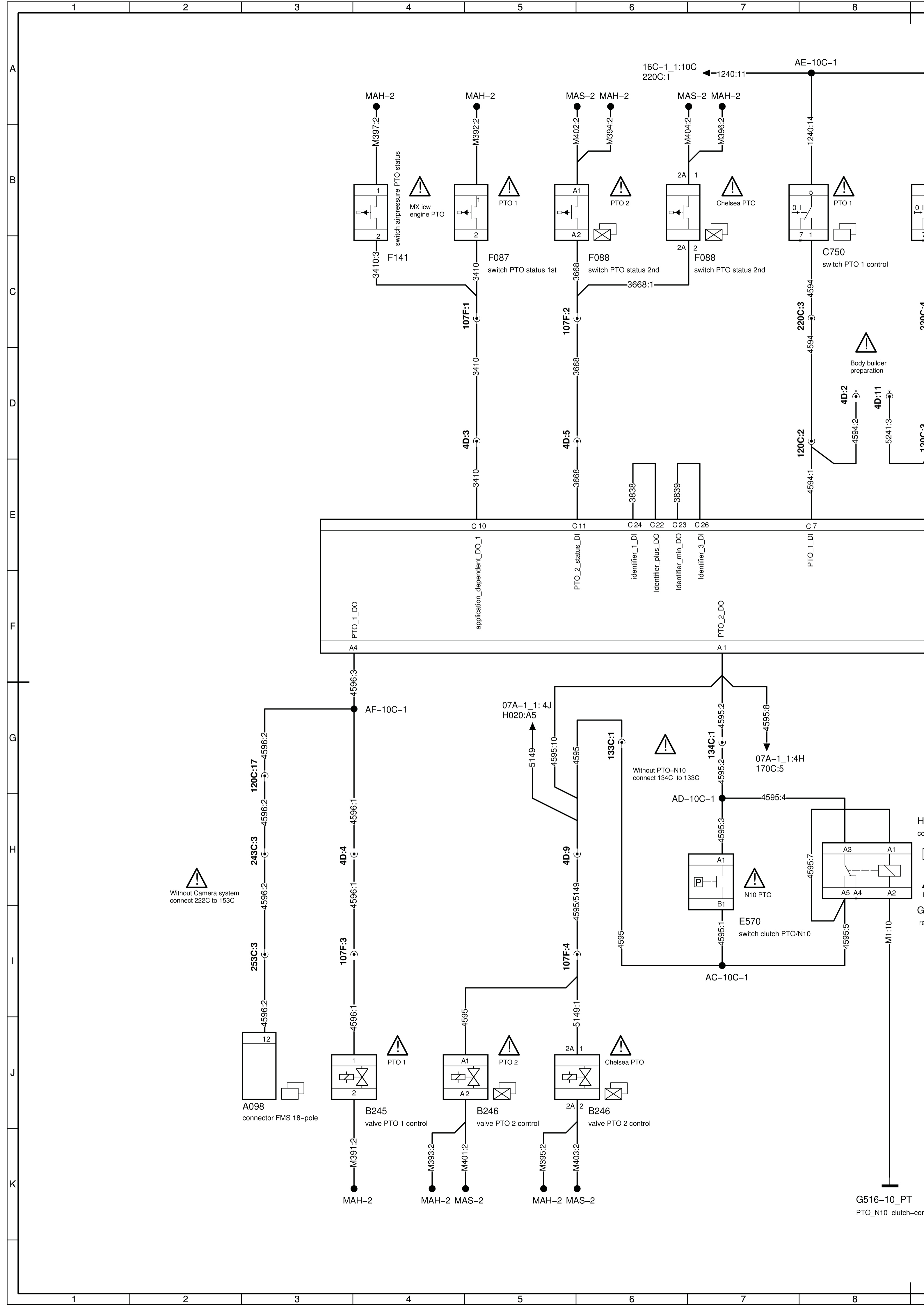
pad wear 2nd front axle right

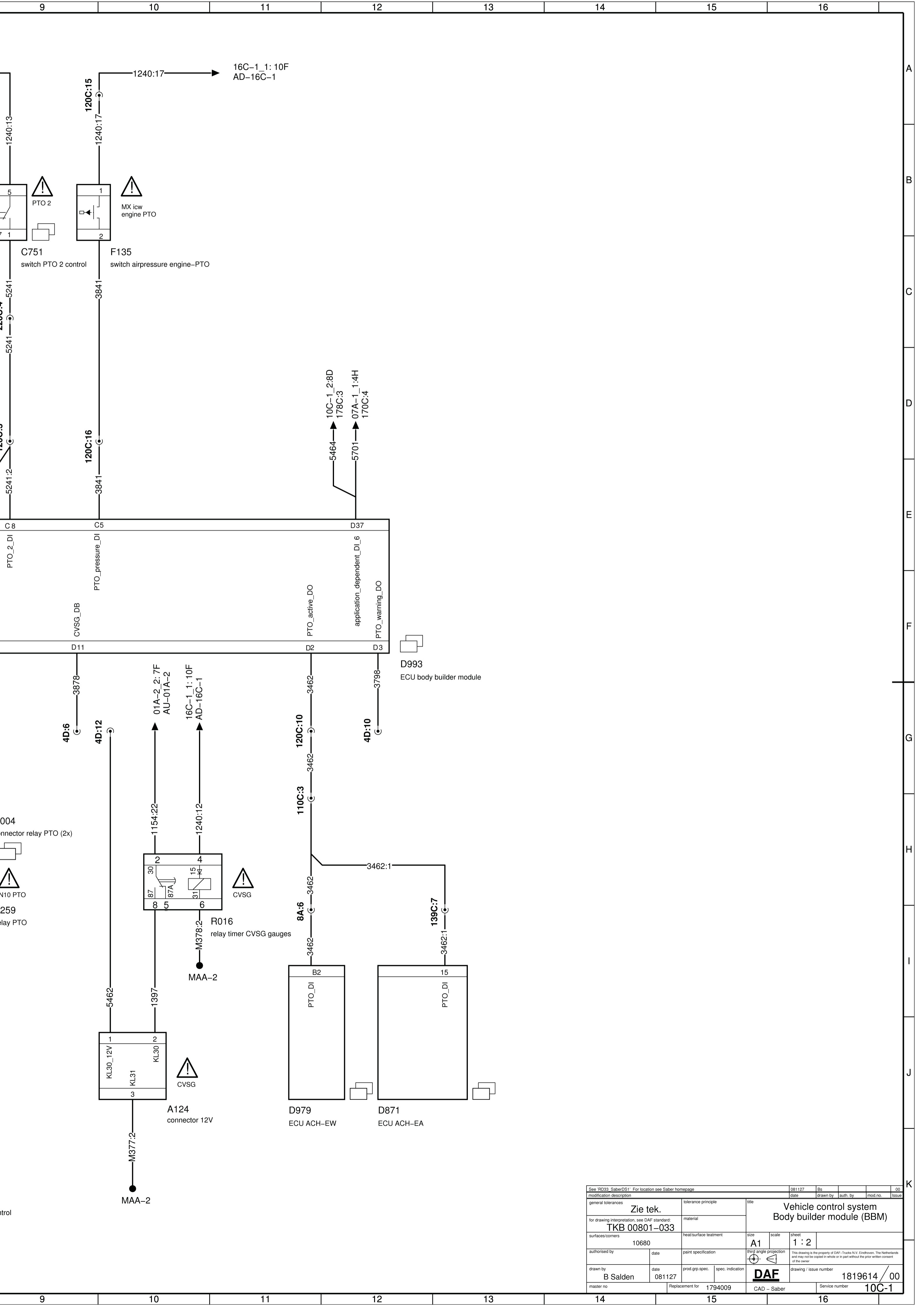


pad wear 2nd rear axle right



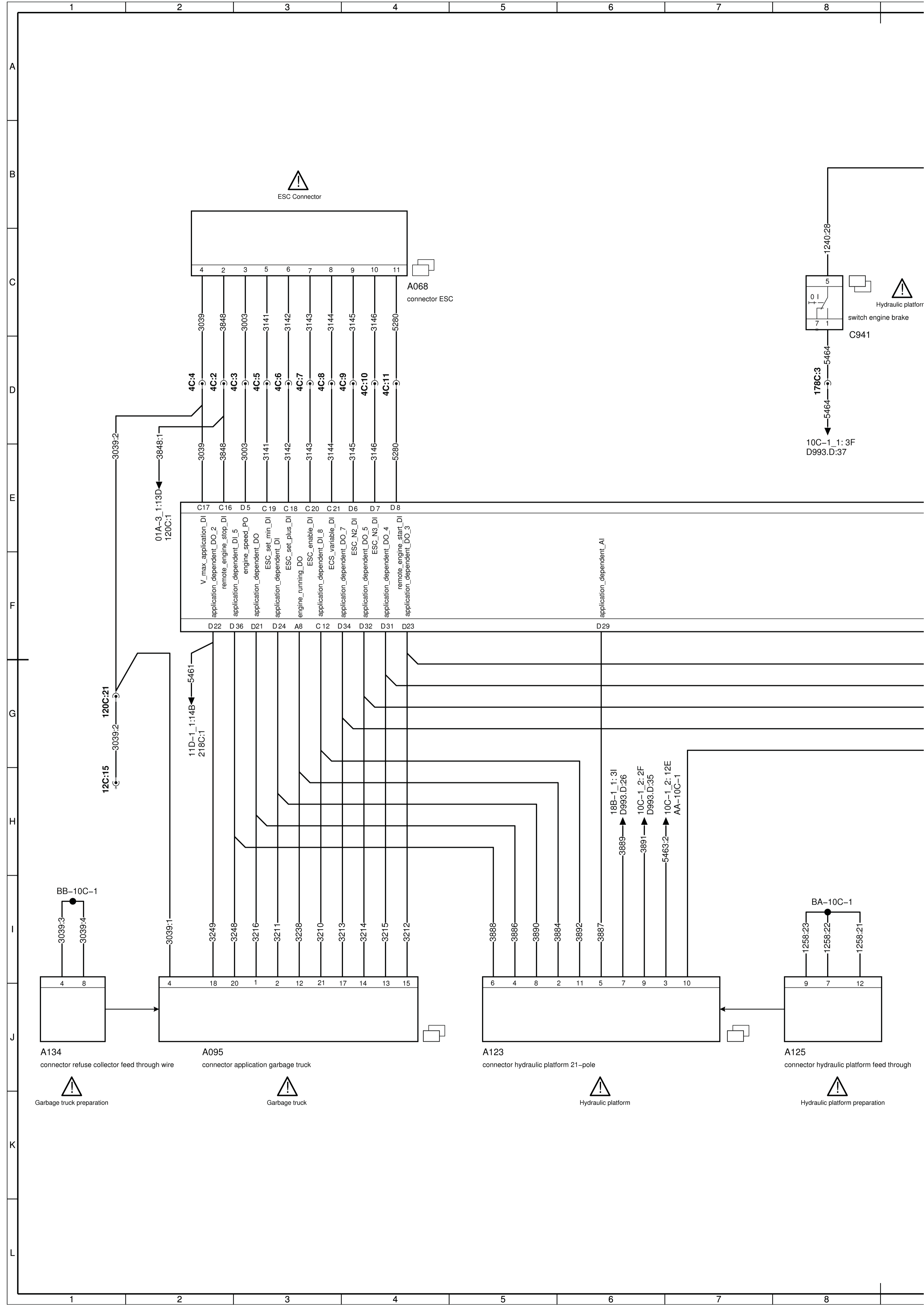
See RD27_SaberOS1 For location see Saber homepage		070914	EvH	18130	00
modification description		date	drawn by	auth. by	mod. no.
general tolerances	Zie tek.	tolerance principle	title		
for drawing interpretation, see DAF standard:	TKB 00801-033	material	Vehicle control system VIC-2 Warning signals		
surfaces/corners	10680	heat/surface treatment	size	scale	sheet
authorised by		paint specification	A1	2 : 2	
drawn by	E. v Hunsel	date	070914	prod.grp.spec.	spec. indication
master no.		Replacement for	1644430	CAD - Saber	Service number
					1791306 / 00
					10B-6





See RD33_SaberOS1 For location see Saber homepage		081127	Bs			00
modification description		date	drawn by	auth. by	mod. no.	issue
general tolerances		Zie tek.		tolerance principle		
for drawing interpretation, see DAF standard:		TKB 00801-033		material		
surfaces/corners		10680		size	scale	sheet
authorised by		date		paint specification		Blind angle projection
drawn by		date		prod.grp.spec.		spec. indication
master no.		Replacement for		1794009		CAD - Saber
		DAF		drawing / issue number		
		1819614 / 00		Service number		
		10C-1				

control



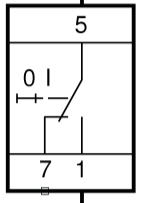
ESC Connector

A068
connector ESC



Hydraulic platform
switch engine brake

C941



10C-1_1:3F
D993.D:37

01A-3_1:13D
120C:1

C17	C16	D5	C19	C18	C20	C21	D6	D7	D8
V_max_application_DI	remote_engine_stop_DI	application_dependent_DI_5	ESC_set_min_DI	ESC_set_plus_DI	ESC_enable_DI	ECS_variable_DI	ESC_N2_DI	ESC_N3_DI	remote_engine_start_DI
D22	D36	D21	D24	A8	C12	D34	D32	D31	D23

application_dependent_AI

12C:15

120C:21

3039:2

11D-1_1:14B
218C:1

5461

18B-1_1:3I
D993.D:26

3889

10C-1_2:2F
D993.D:35

3891

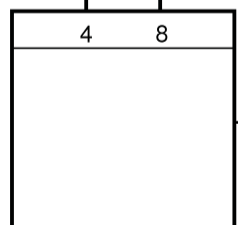
10C-1_2:12E
AA-10C-1

5463:2

BB-10C-1

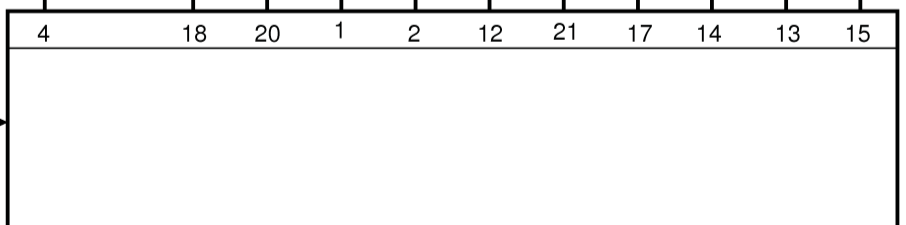
3039:3

3039:4



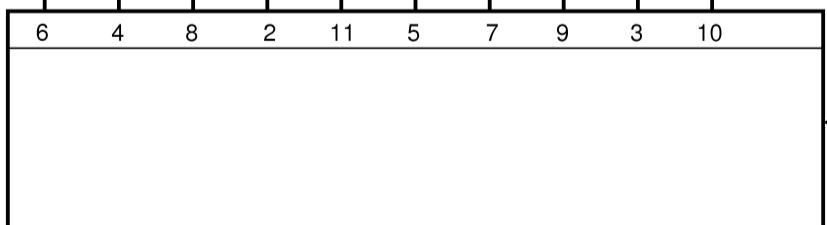
A134
connector refuse collector feed through wire

Garbage truck preparation



A095
connector application garbage truck

Garbage truck



A123
connector hydraulic platform 21-pole

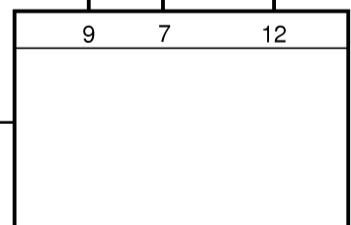
Hydraulic platform

BA-10C-1

1258:23

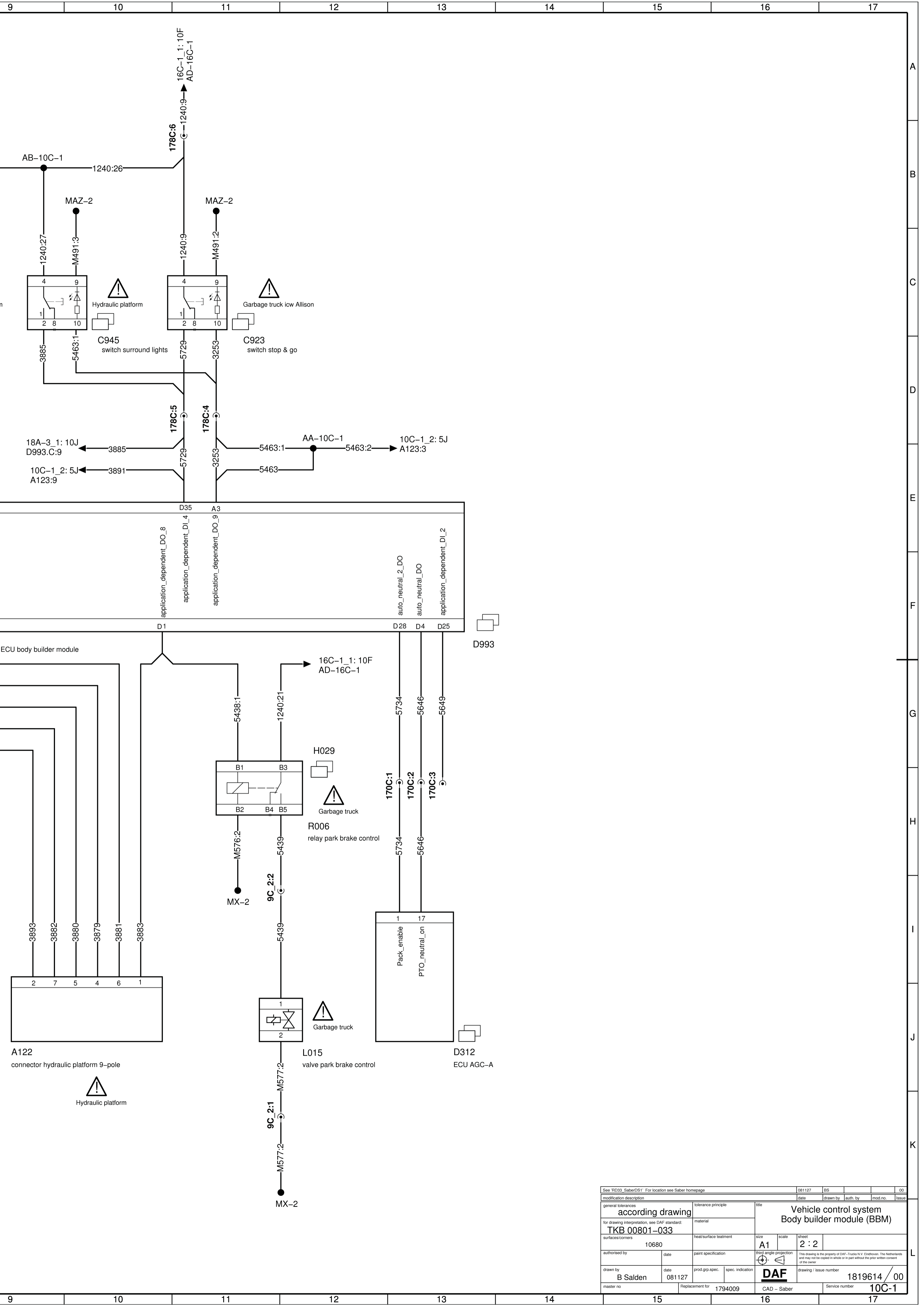
1258:22

1258:21

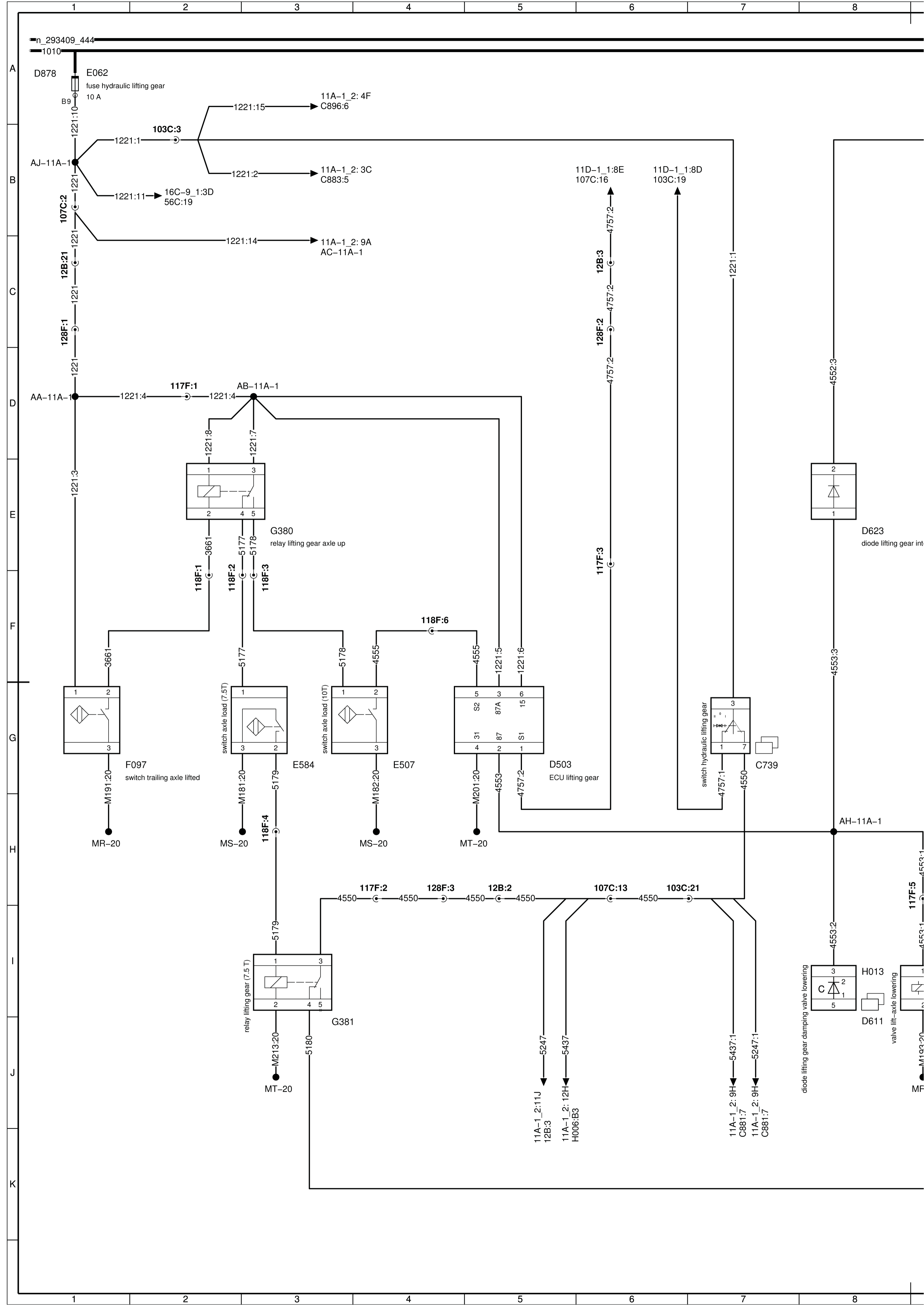


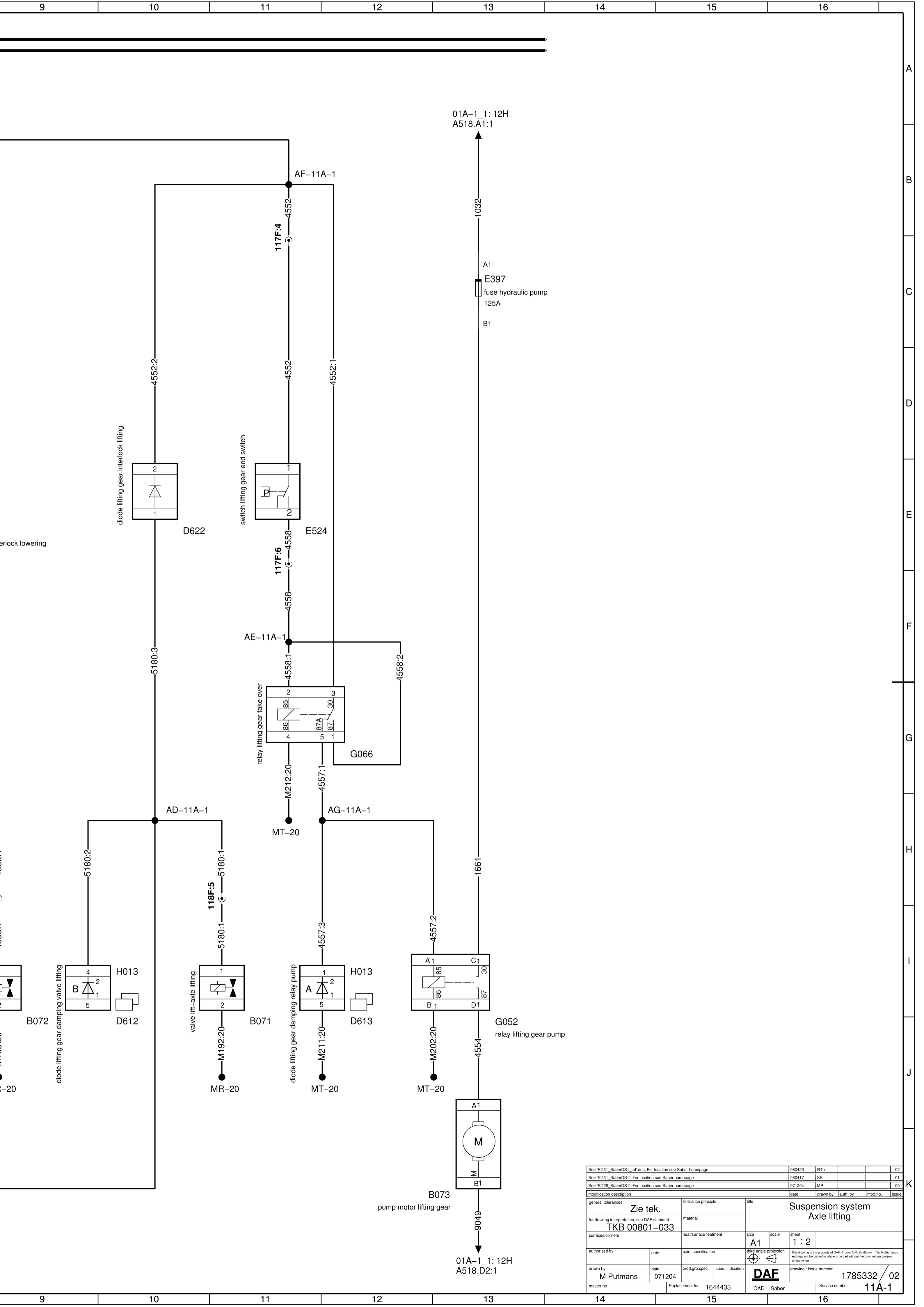
A125
connector hydraulic platform feed through

Hydraulic platform preparation

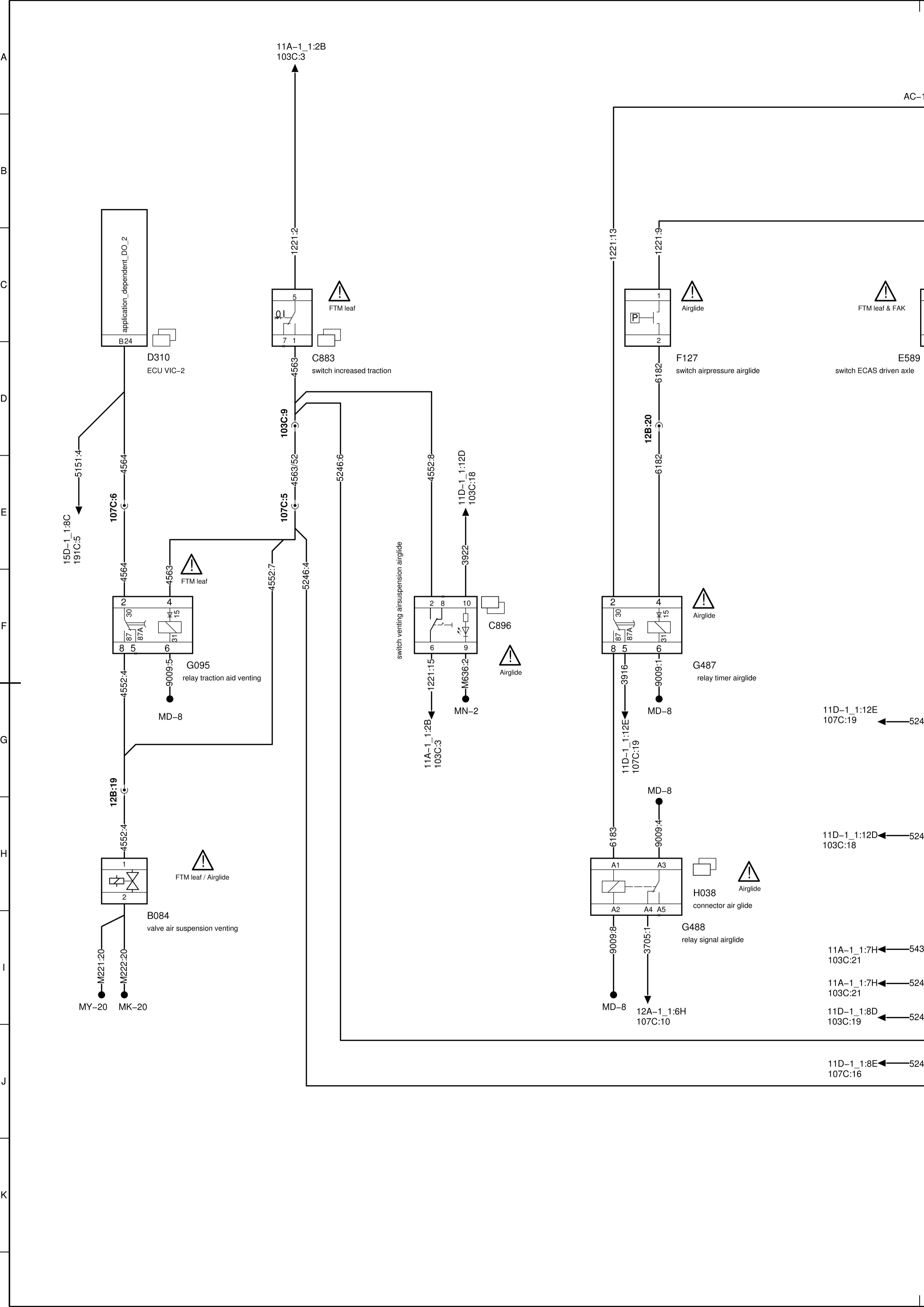


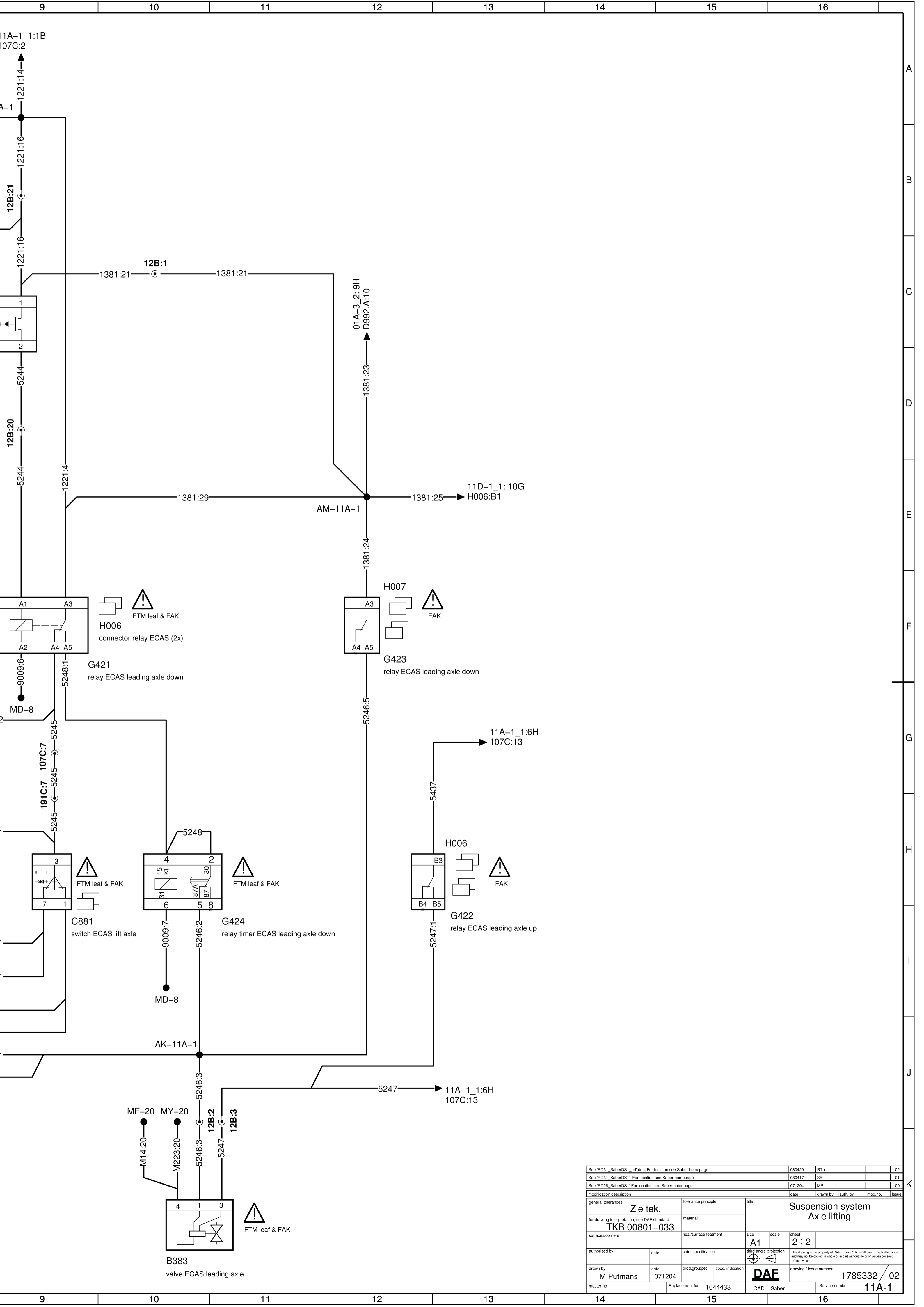
See 'RD33 SaberDS1' For location see Saber homepage		081127	BS			00
modification description		date	drawn by	auth. by	mod. no.	issue
general tolerances		tolerance principle		title		
according drawing				Vehicle control system Body builder module (BBM)		
for drawing interpretation, see DAF standard: TKB 00801-033		material				
surfaces/corners		heat/surface treatment		size	scale	sheet
10680				A1	2:2	2:2
authorised by	date	paint specification		third angle projection		
This drawing is the property of DAF-Trucks N.V. Eindhoven, The Netherlands and may not be copied in whole or in part without the prior written consent of the owner.						
drawn by	date	prod.grp.spec.	spec.indication	drawing / issue number		
B Salden	081127			DAF 1819614 / 00		
master no.		Replacement for		CAD - Saber		Service number
		1794009				10C-1



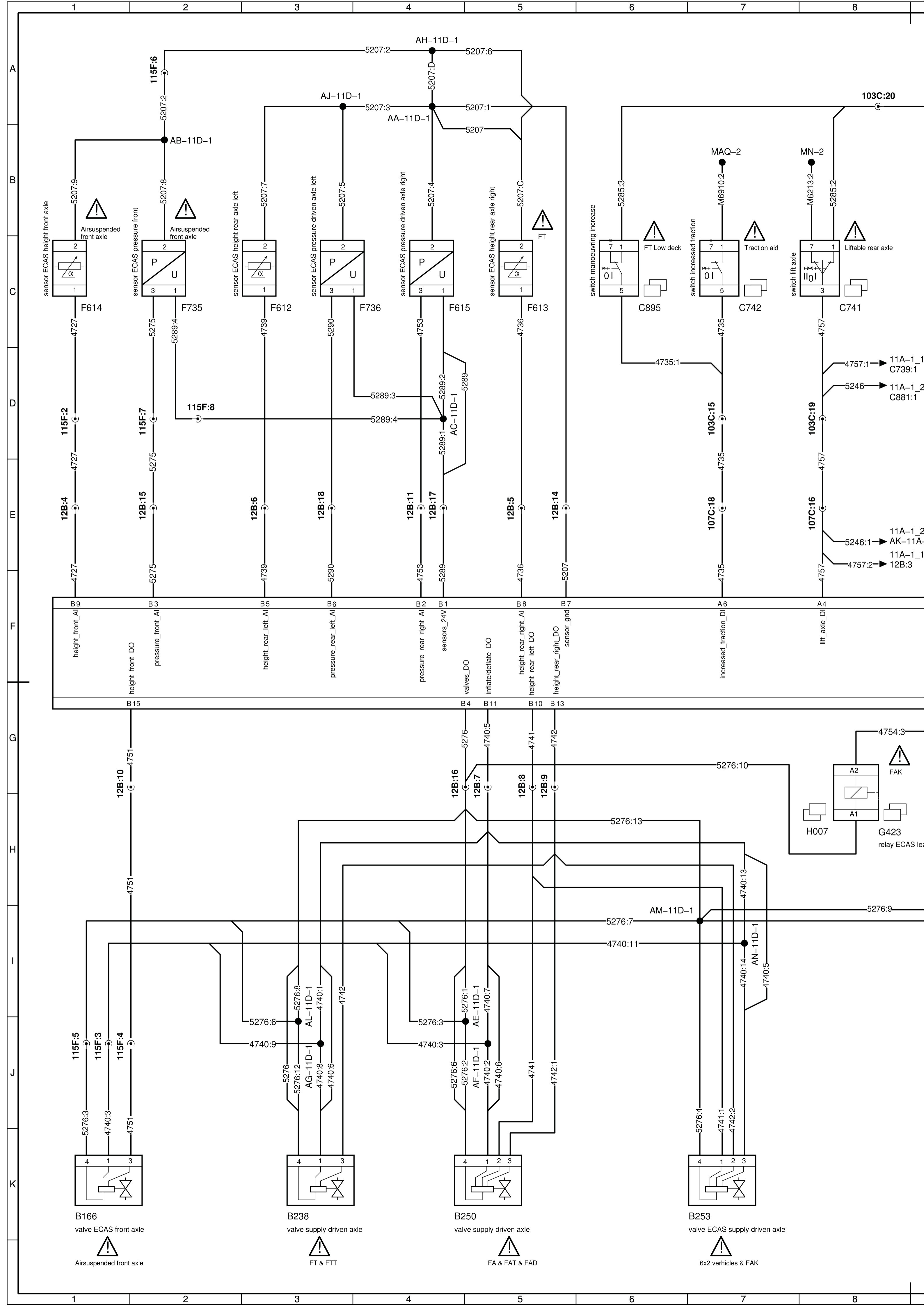


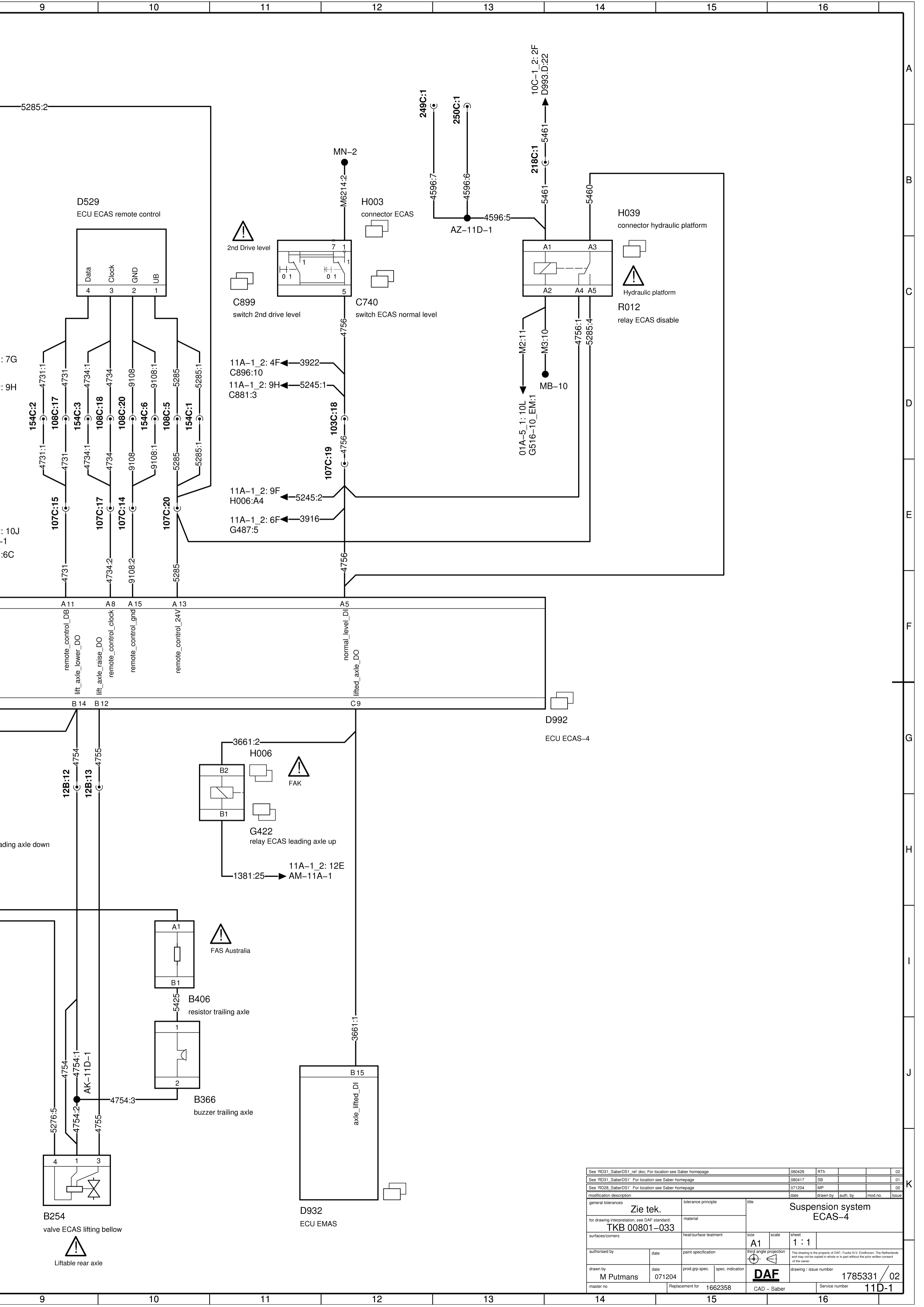
See 'RD31_SaberDS1_ref doc; For location see Saber homepage	080429	RTh		02
See 'RD31_SaberDS1' For location see Saber homepage	080417	SB		01
See 'RD28_SaberDS1' For location see Saber homepage	071204	MP		00
modification description	date	drawn by	auth. by	mod. no.
general tolerances	Zie tek.		tolerance principle	title
for drawing interpretation, see DAF standard:	TKB 00801-033		material	Suspension system Axle lifting
surfaces/corners	heat/surface treatment	size	scale	sheet
authorised by	date	paint specification	A1	1 : 2
drawn by	date	prod.grp.spec.	third angle projection	This drawing is the property of DAF-Trucks N.V. Eindhoven, The Netherlands and may not be copied in whole or in part without the prior written consent of the owner.
master no.	071204	spec. indication		drawing / issue number
	Replacement for 1644433		DAF	1785332 / 02
		CAD - Saber	Service number	11A-1



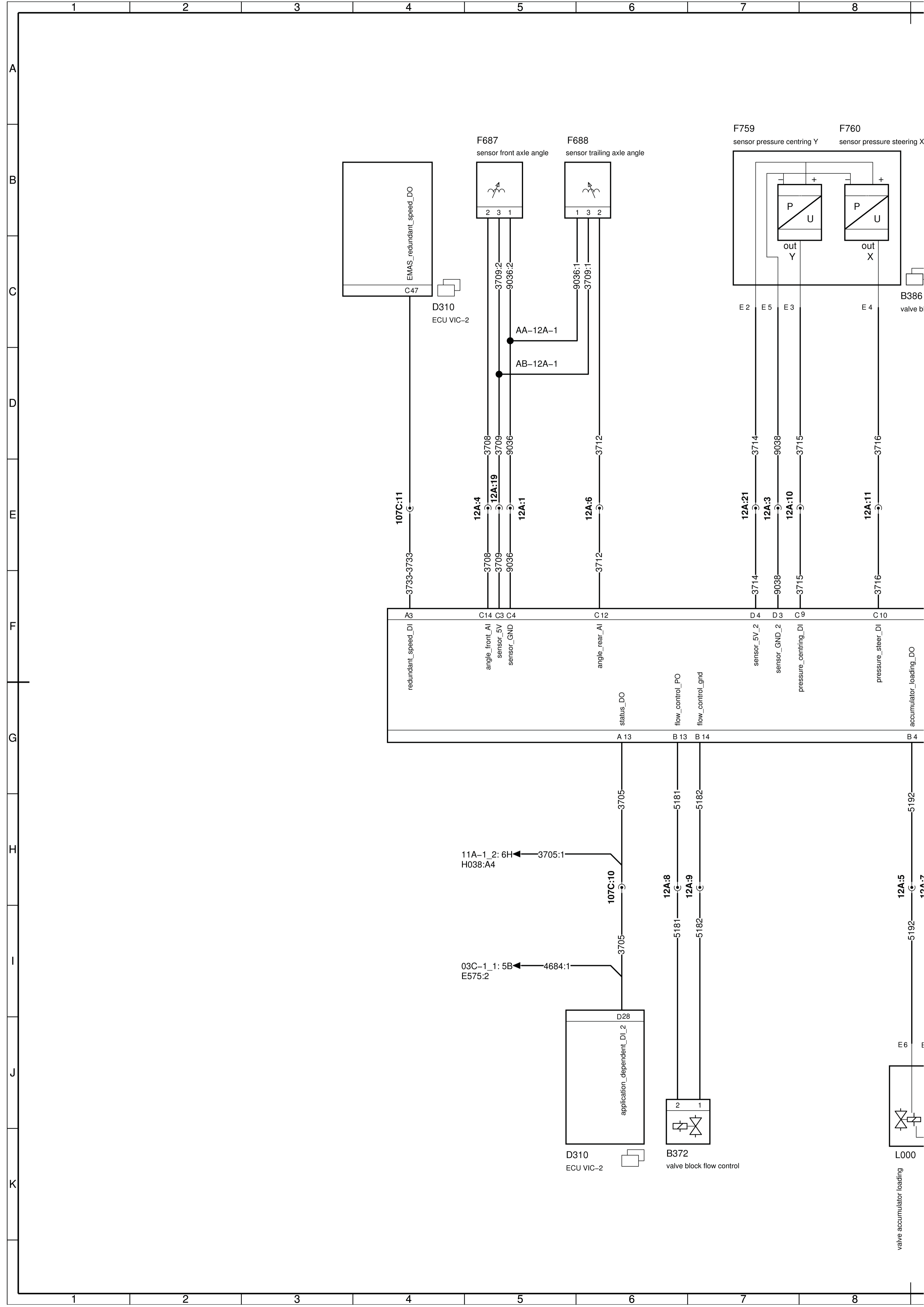


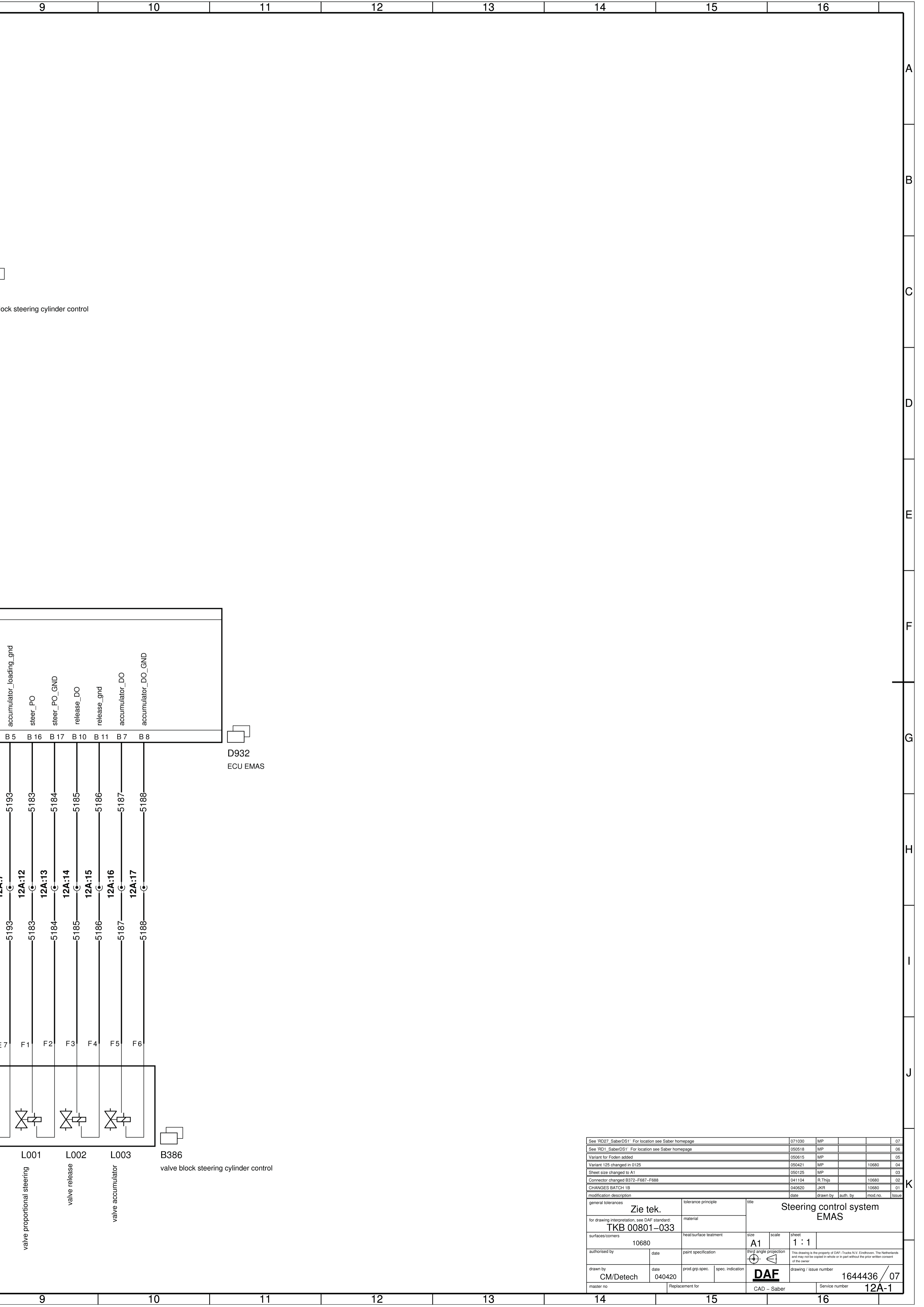
See 'RD31_SaberDS1_ref' doc; For location see Saber homepage	080429	RTh		02
See 'RD31_SaberDS1' For location see Saber homepage	080417	SB		01
See 'RD28_SaberDS1' For location see Saber homepage	071204	MP		00
modification description	date	drawn by	auth. by	mod.no.
general tolerances	Zie tek.		tolerance principle	title
for drawing interpretation, see DAF standard:	TKB 00801-033		material	Suspension system Axle lifting
surfaces/corners		heat/surface treatment	size	scale
authorised by	date	paint specification	A1	2 : 2
drawn by	date	prod.grp.spec.	third angle projection	This drawing is the property of DAF-Trucks N.V. Eindhoven, The Netherlands and may not be copied in whole or in part without the prior written consent of the owner
M Putmans	071204	spec. indication	DAF	drawing / issue number
1785332 / 02	Replacement for	1644433	CAD - Saber	Service number
				11A-1



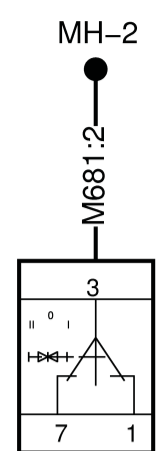
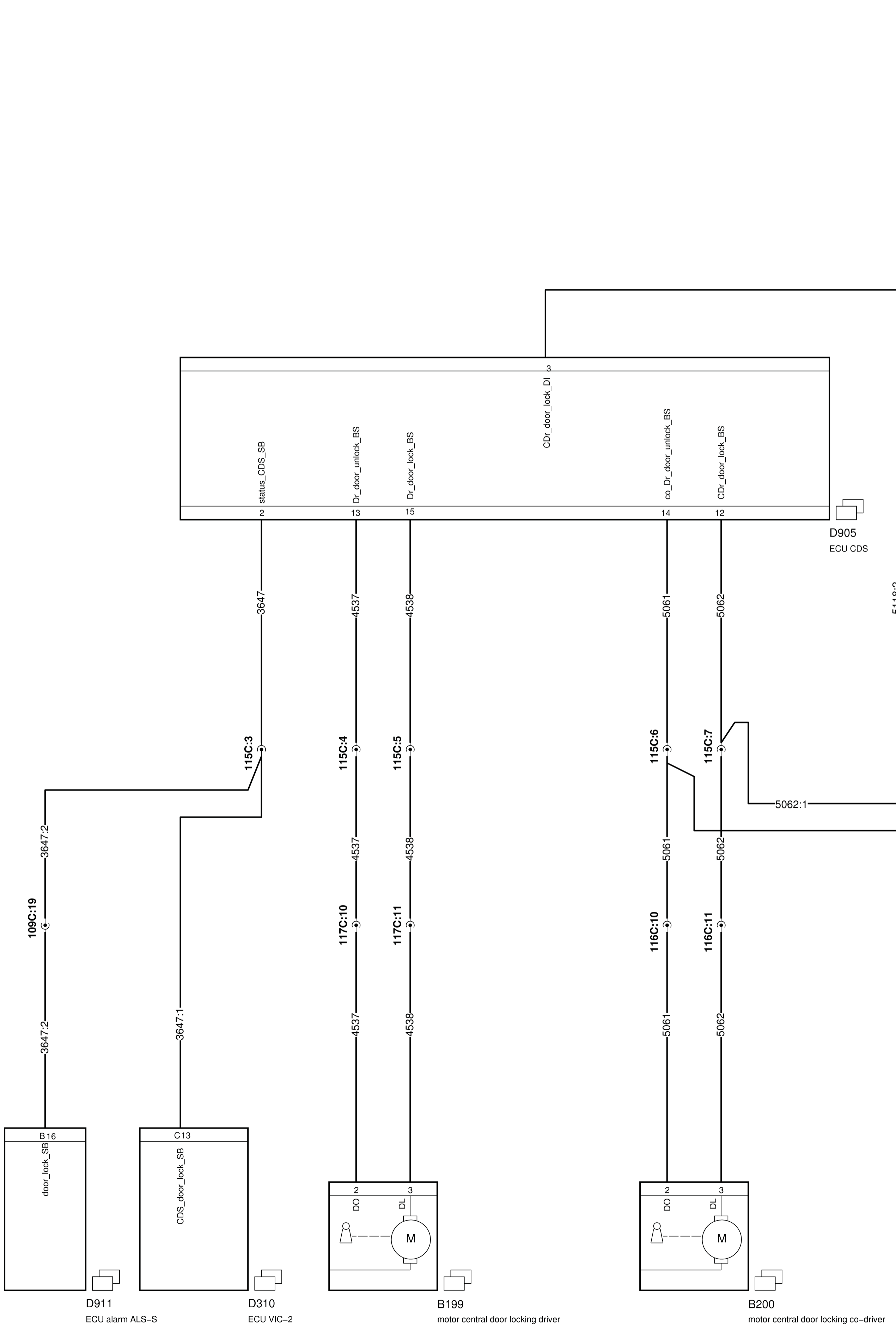


See 'RD31_SaberOS1'.ref doc; For location see Saber homepage	080429	RTh			02
See 'RD31_SaberOS1' For location see Saber homepage	080417	SB			01
See 'RD29_SaberOS1' For location see Saber homepage	071204	MP			00
modification description	date	drawn by	auth. by	mod. no.	Issue
general tolerances	Zie tek.		tolerance principle	title	
for drawing interpretation, see DAF standard:	TKB 00801-033		material	Suspension system ECAS-4	
surfaces/corners	size	scale	sheet		
authorised by	date	paint specification	sheet angle projection	This drawing is the property of DAF - Trucks N.V., Eindhoven, The Netherlands and may not be copied in whole or in part without the prior written consent of the owner.	
drawn by	date	prod.grp.spec.	spec. indication	drawing / issue number	
M Putmans	071204			DAF 1785331 / 02	
master no.	Replacement for	1662358	CAD - Saber	Service number	11D-1





See 'RD27_SaberDS1' For location see Saber homepage	071030	MP			07
See 'RD1_SaberDS1' For location see Saber homepage	050518	MP			06
Variant for Foden added	050615	MP			05
Variant 125 changed in 0125	050421	MP		10680	04
Sheet size changed to A1	050125	MP			03
Connector changed B372-F687-F688	041104	R.Thijjs		10680	02
CHANGES BATCH 1B	040620	JKR		10680	01
modification description	date	drawn by	auth. by	mod. no.	Issue
general tolerances	Zie tek.		tolerance principle	title	
for drawing interpretation, see DAF standard:	TKB 00801-033		material	Steering control system EMAS	
surfaces/corners	10680	heat/surface treatment	size	scale	sheet
authorised by	date	paint specification	A1	1 : 1	
drawn by	date	prod.grp.spec.			This drawing is the property of DAF-Tuuska N.V., Eindhoven, The Netherlands and may not be copied in whole or in part without the prior written consent of the owner.
CM/Detech	040420	spec. indication			drawing / issue number
master no	Replacement for	CAD - Saber		Service number	1644436 / 07
					12A-1

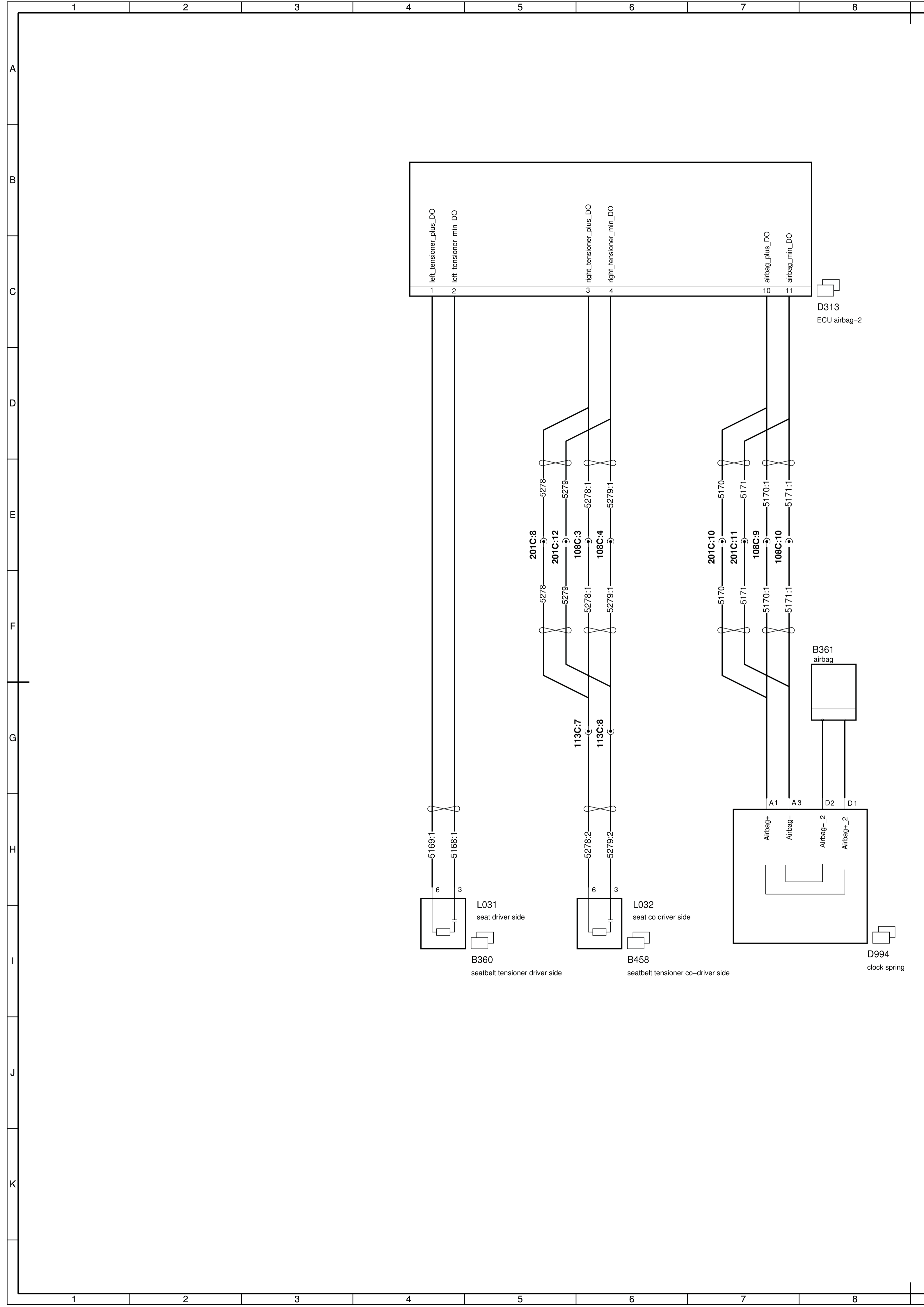


C774
switch central door lock



RC sender

See 'RD27_SaberDS1' For location see Saber homepage				071030	MP			06
See 'RD1_SaberDS1' For location see Saber homepage				050908	GH			05
Connector 115C warning symbol added				050705	GHo		10680	04
Pin name D911 changed				050518	MP			03
Door changed to new status				050314	MP		63817	02
New drawing methode adapted				050117	MP		10680	01
modification description				date	drawn by	auth. by	mod. no.	issue
general tolerances		tolerance principle		title				
Zie tek.				Door control system Door locking, CDS-3				
for drawing interpretation, see DAF standard:		material						
TKB 00801-033								
surfaces/corners		heat/surface treatment		size	scale	sheet		
10680				A1	1 : 1			
authorised by		date		paint specification		Blind angle projection		
drawn by		date		prod.grp.spec.		drawing / issue number		
CM/Detech		040420				1644437 / 06		
master no		Replacement for		DAF		Service number		
				CAD - Saber		13A-1		



9

10

11

12

13

14

15

16

A

B

C

D

E

F

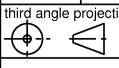
G

H

I

J

K

See 'RD27_SaberOS1' For location see Saber homepage				071019	EvH		10877	00
modification description				date	drawn by	auth. by	mod. no.	issue
general tolerances		tolerance principle		title		Safety system Airbag-2		
Zie tek.								
for drawing interpretation, see DAF standard:		material						
TKB 00801-033								
surfaces/corners		heat/surface treatment		size	scale	sheet		
10680				A1	1 : 1			
authorised by		date	paint specification		blind angle projection		This drawing is the property of DAF-Tuuske N.V., Eindhoven. The Netherlands and may not be copied in whole or in part without the prior written consent of the owner.	
E v Hunsel		071019						
drawn by		date	prod.grp.spec.	spec. indication	drawing / issue number			
E v Hunsel		071019			DAF 1793619 / 00			
master no.		Replacement for		1743583/00	CAD - Saber		Service number 14A-1	

9

10

11

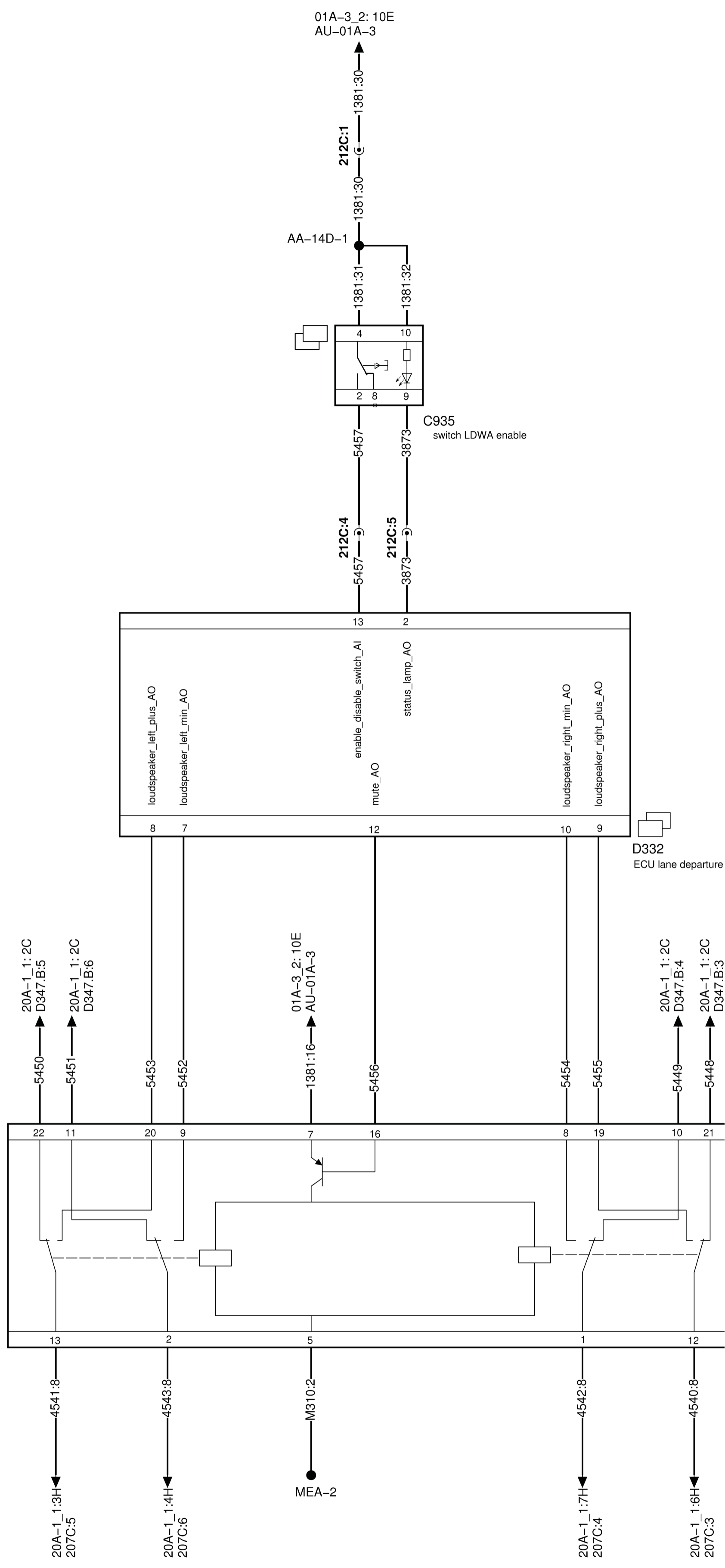
12

13

14

15

16

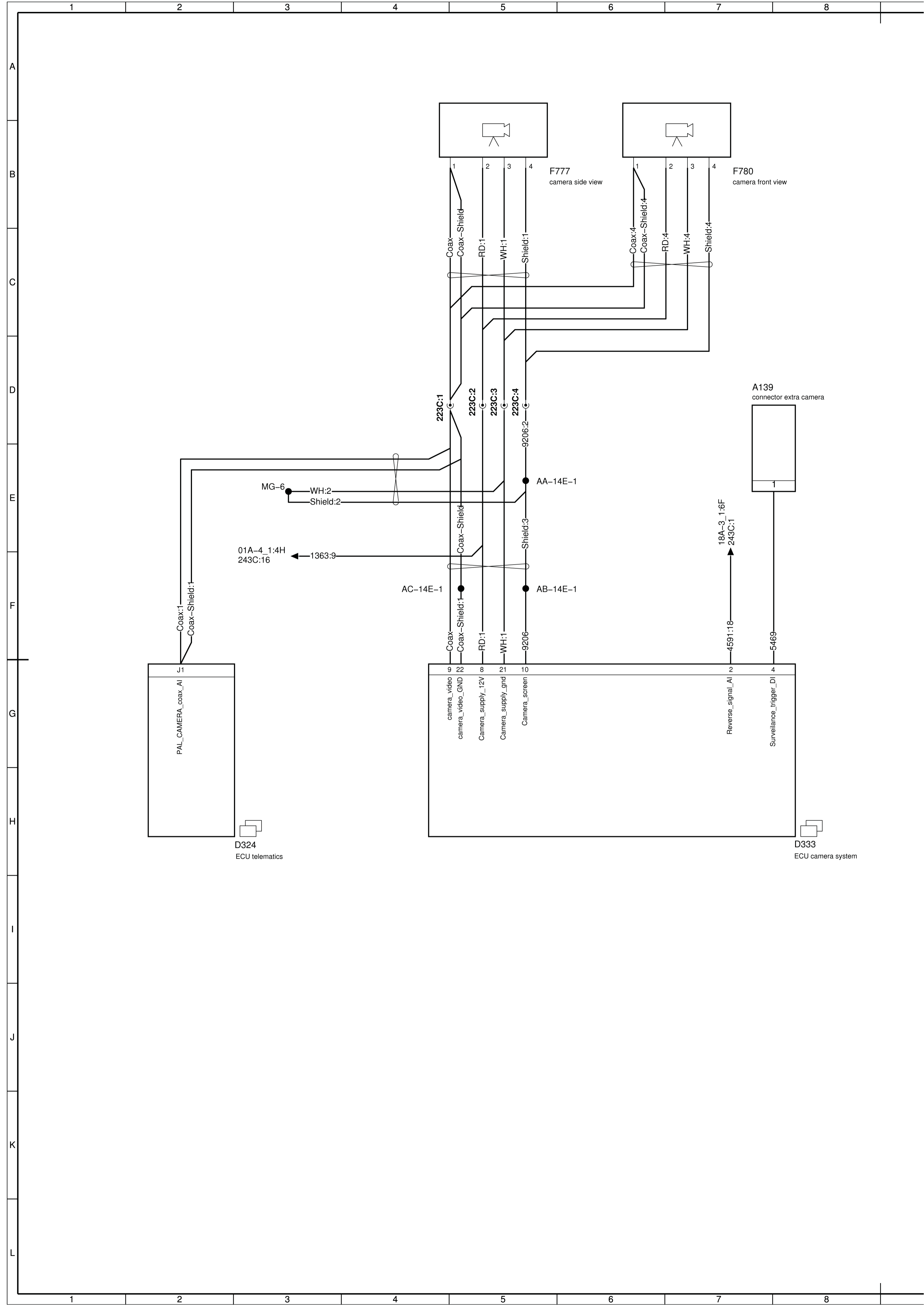



warning



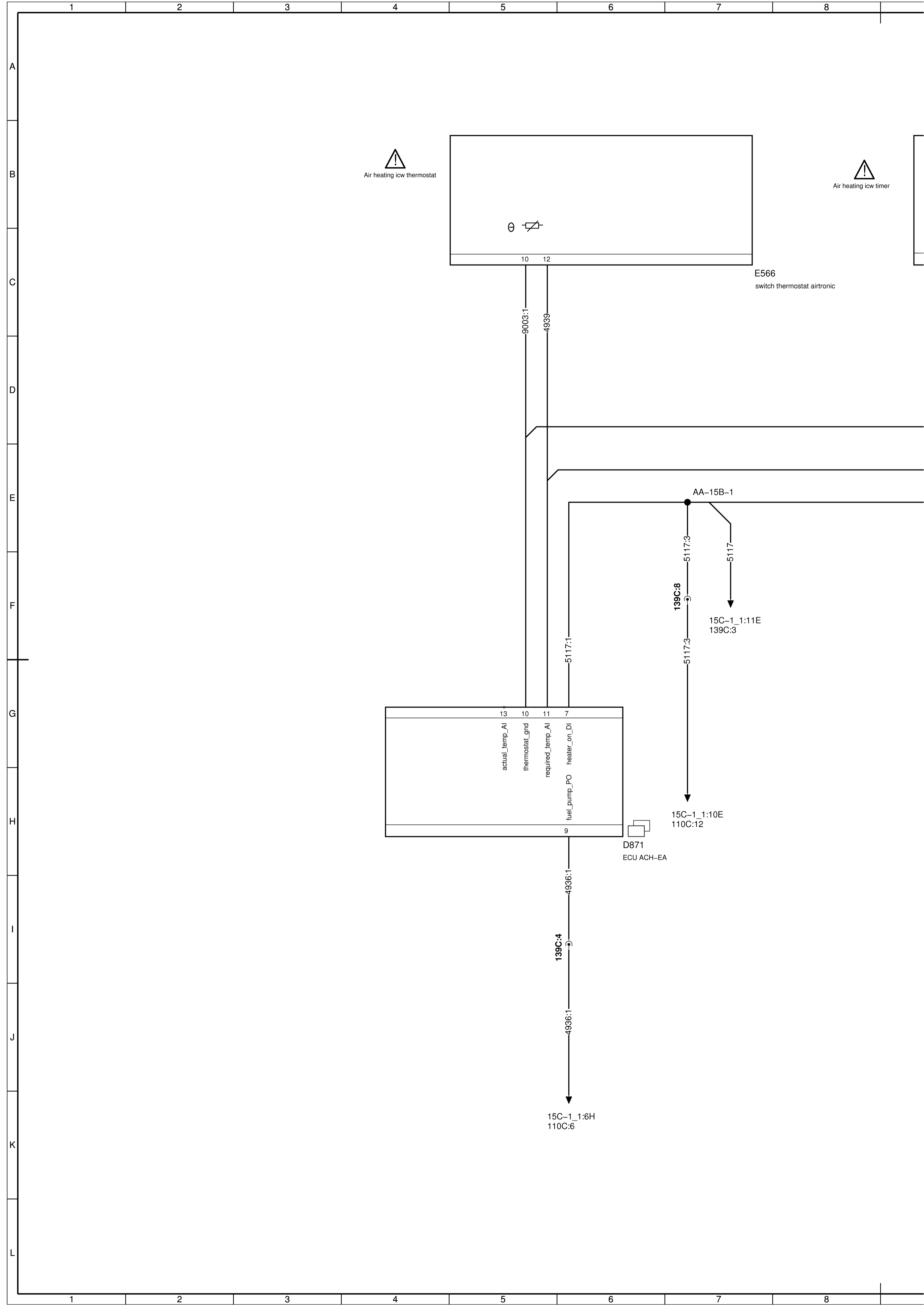
D355
ECU mute

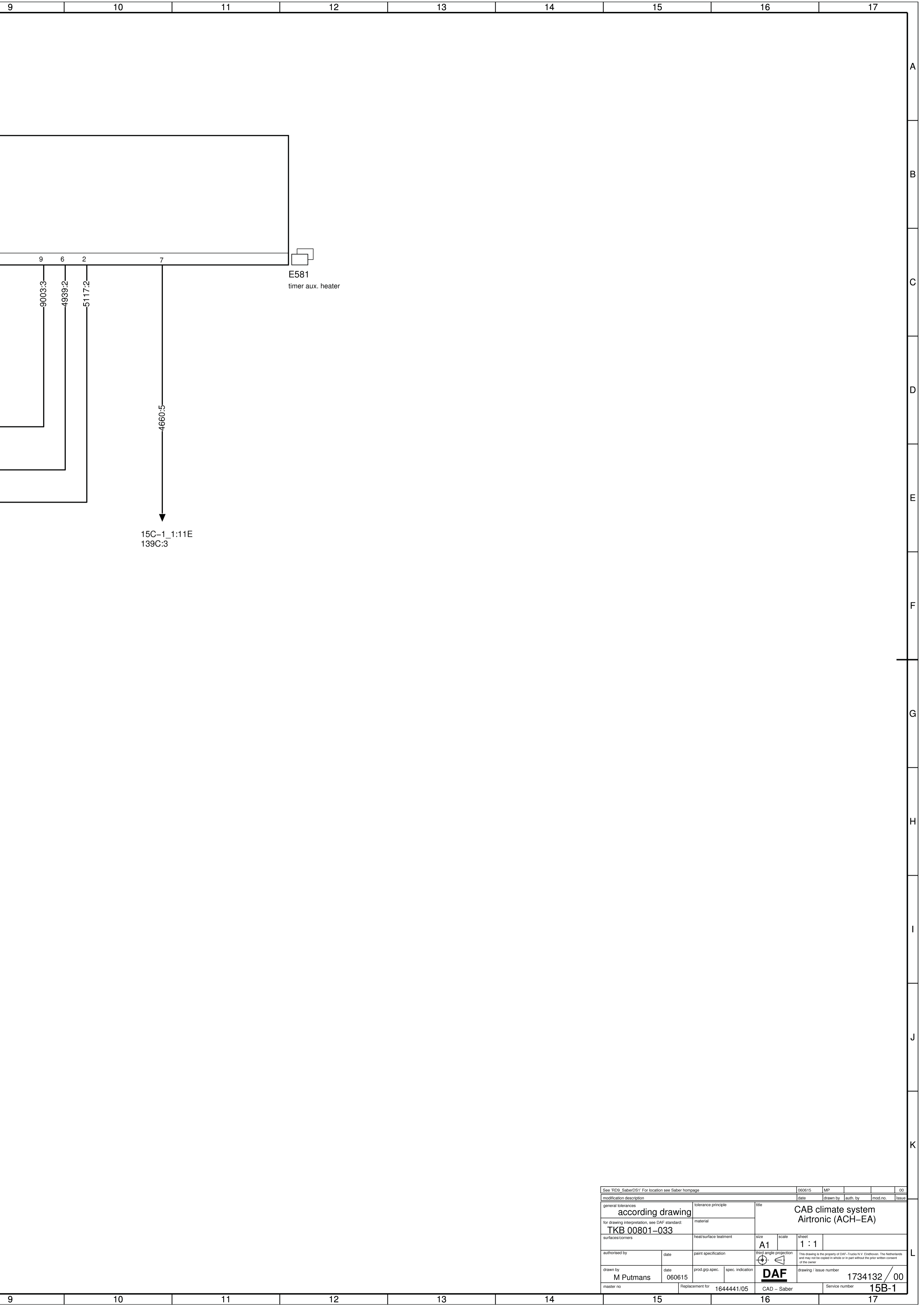
See RD27 SaberDS1 For location see Saber homepage		071019	EvH	10877	00
modification description		date	drawn by	auth. by	mod. no.
general tolerances according drawing		tolerance principle		title Safety system	
for drawing interpretation, see DAF standard: TKB 00801-033		material		Lane departure warning assistant	
surfaces/corners 10820		heat/surface treatment		size A1	scale 1:1
authorised by	date	paint specification		third angle projection 	This drawing is the property of DAF-Trucks N.V. Eindhoven. The Netherlands and may not be copied in whole or in part without the prior written consent of the owner.
drawn by E. v Hunsel	date 071019	prod. grp. spec.	spec. indication	DAF	
master no 1781638/01	Replacement for		CAD - Saber		Service number 14D-1



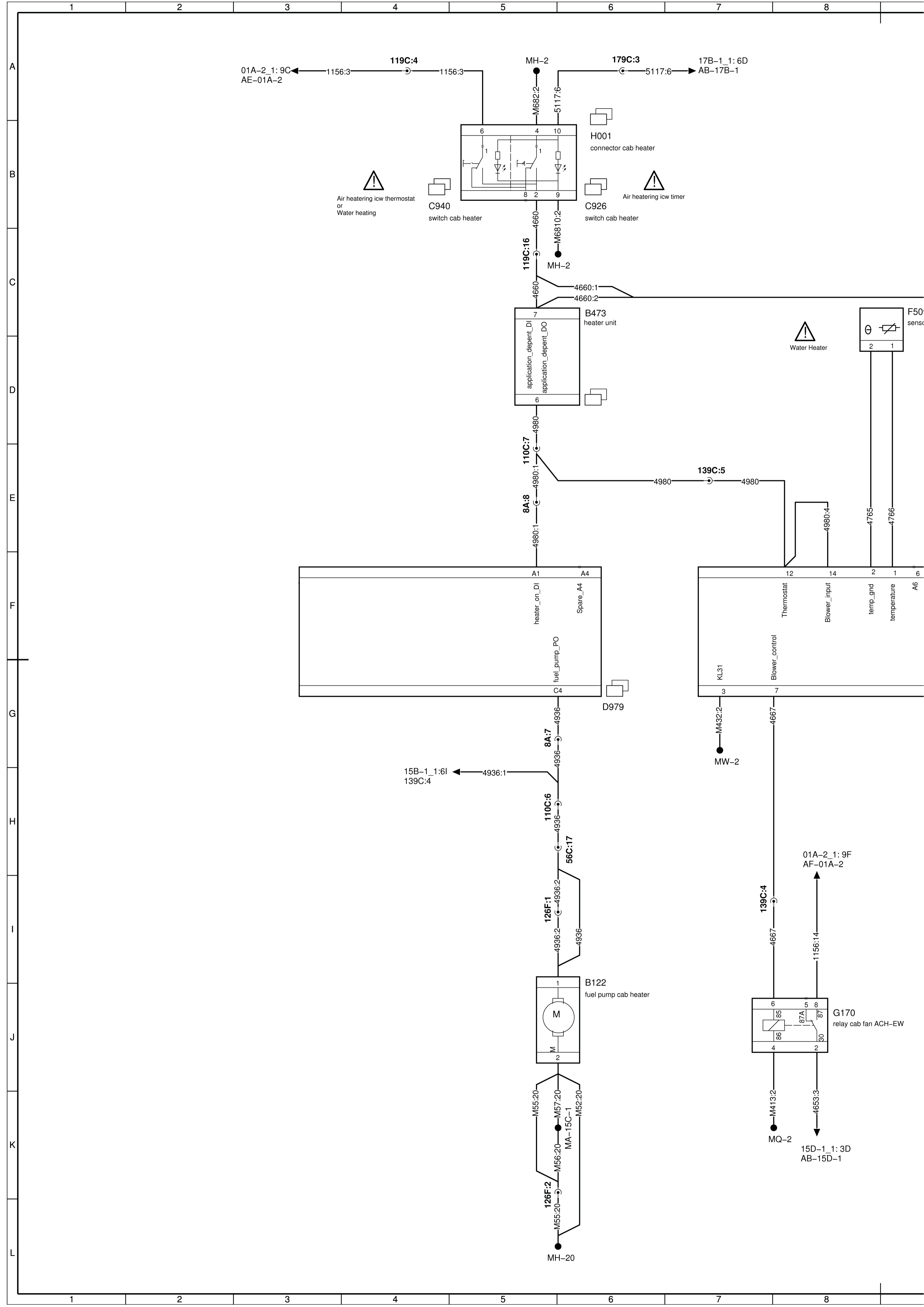


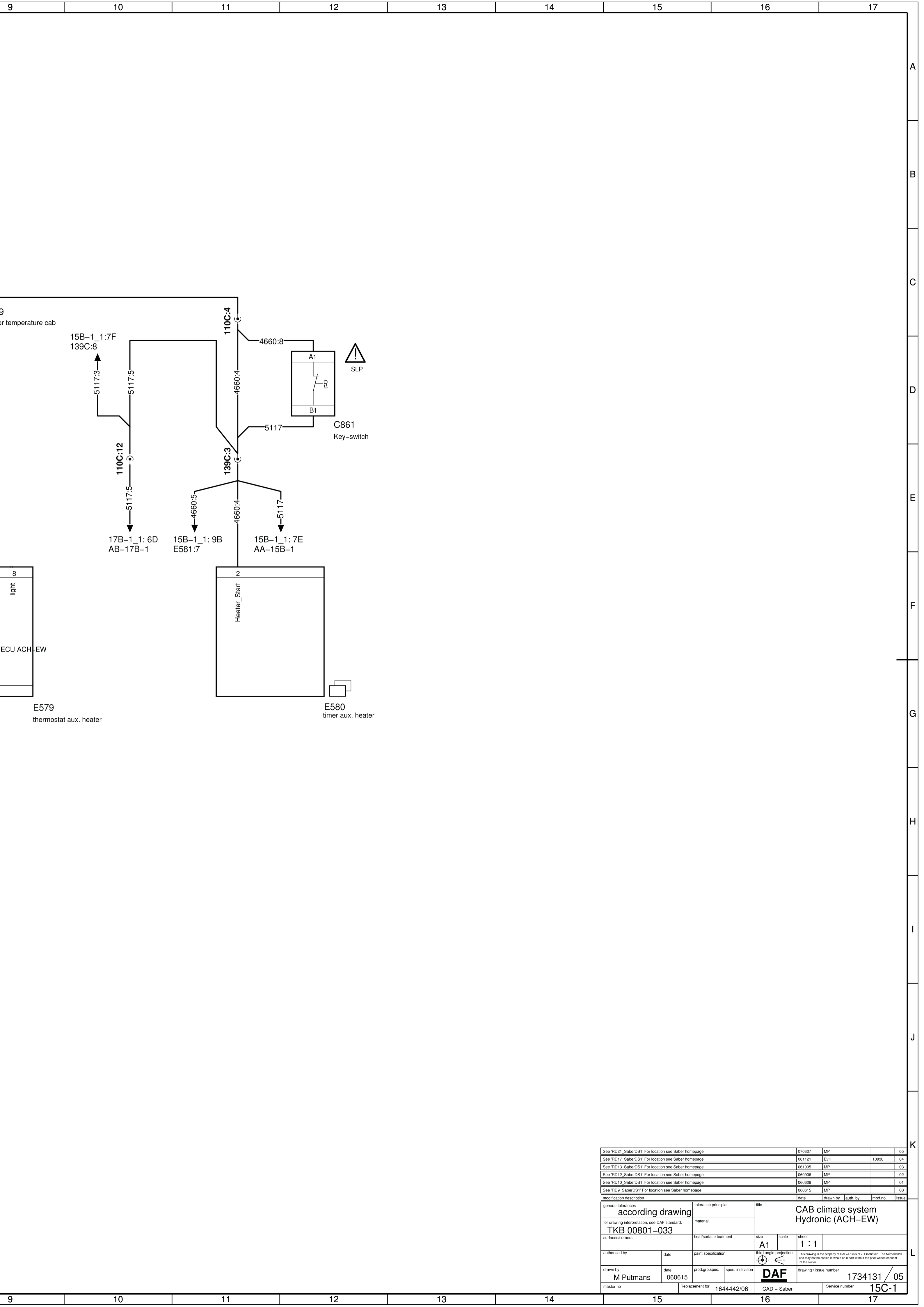
See 'RD30_SaberDS1' For location see Saber homepage	080325	MP				07
See 'RD28_SaberDS1' For location see Saber homepage	071203	MP				06
See 'RD27_SaberDS1' For location see Saber homepage	071030	MP				05
Splice AC-14E-1 removed	070412	MP				04
See 'RD20_SaberDS1_ref doc: For location see Saber homepage	070307	MP				03
Shield 2 changed into 9206 and Shield:1 changed into 9206:1	070207	MP				02
See 'RD19_SaberDS1_ref doc: For location see Saber homepage	070130	MP				01
See 'RD18_SaberDS1_ref doc: For location see Saber homepage	070110	MP			10830	00
modification description					date	drawn by
general tolerances	according drawing	tolerance principle	title			
for drawing interpretation, see DAF standard:	TKB 00801-033	material	Safety system Camera			
surfaces/corners	10820	heat/surface treatment	size	scale	sheet	
authorised by		paint specification	A1	1 : 1		
drawn by	M Putmans	date	070110	prod.grp.spec.	spec. indication	third angle projection
master no		Replacement for	1735025/00	DAF	drawing / issue number	This drawing is the property of DAF-Trucks N.V. Eindhoven. The Netherlands and may not be copied in whole or in part without the prior written consent of the owner.
				CAD - Saber	1745294 / 07	
					Service number	14E-1



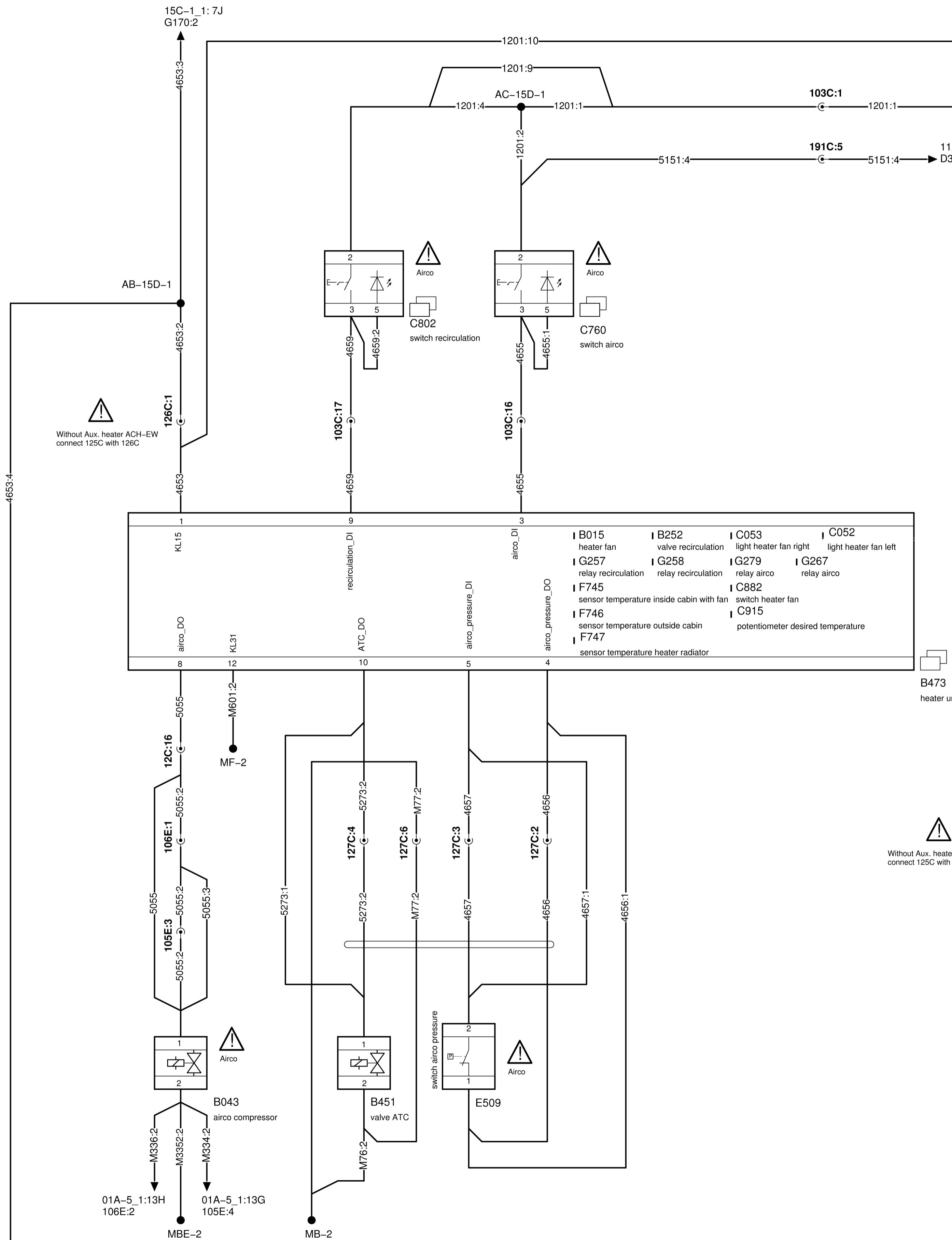


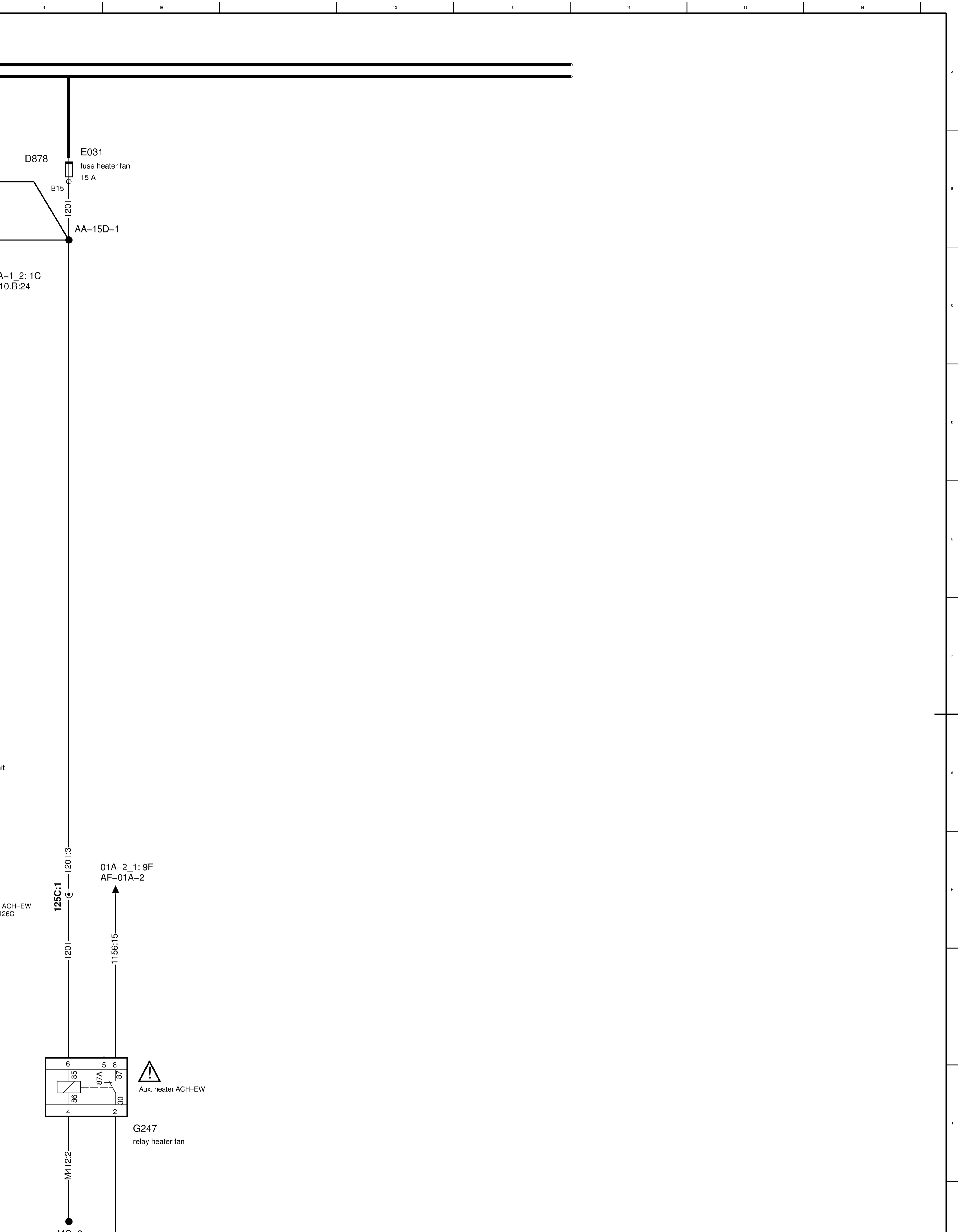
See 'RD9_SaberDS1' For location see Saber homepage				060615	MP			00
modification description				date	drawn by	auth. by	mod. no.	issue
general tolerances according drawing		tolerance principle		title CAB climate system Airtronic (ACH-EA)				
for drawing interpretation, see DAF standard: TKB 00801-033		material		size A1		scale 1:1		sheet
surfaces/corners		heat/surface treatment		third angle projection 		This drawing is the property of DAF-Trucks N.V. Eindhoven. The Netherlands and may not be copied in whole or in part without the prior written consent of the owner.		
authorised by	date	paint specification		drawing / issue number DAF		1734132 / 00		
drawn by M Putmans	date 060615	prod.grp.spec.	spec. indication	Replacement for 1644441/05		CAD - Saber		Service number 15B-1
master no.								





See 'RD21_SaberDS1' For location see Saber homepage	070327	MP			05
See 'RD17_SaberDS1' For location see Saber homepage	061121	EvH		10630	04
See 'RD13_SaberDS1' For location see Saber homepage	061005	MP			03
See 'RD12_SaberDS1' For location see Saber homepage	060906	MP			02
See 'RD10_SaberDS1' For location see Saber homepage	060629	MP			01
See 'RD9_SaberDS1' For location see Saber homepage	060615	MP			00
modification description	date	drawn by	auth. by	mod. no.	issue
general tolerances	according drawing		tolerance principle	title	
for drawing interpretation, see DAF standard:	TKB 00801-033		material	CAB climate system Hydronic (ACH-EW)	
surfaces/corners	heat/surface treatment	size	scale	sheet	
		A1	1:1	1	
authorised by	date	paint specification	third angle projection	This drawing is the property of DAF-Trucks N.V. Eindhoven. The Netherlands and may not be copied in whole or in part without the prior written consent of the owner.	
drawn by	date	prod.grp.spec.	spec. indication	drawing / issue number	
M Putmans	060615		DAF	1734131 / 05	
master no.	Replacement for	1644442/06	CAD - Saber	Service number	15C-1





See RD22_SaberOS1 For location see Saber homepage		070413	EvH	17101	00
modification description		date	drawn by	auth. by	mod. no. / issue
general tolerances	Zie tek.	tolerance principle	title CAB climate system Heater, airco, ATC		
for drawing interpretation, see DAF standard:	TKB 00801-033	material			
surfaces/corners	10680	heat/surface treatment	size A1	scale 1:1	sheet
authorised by	date	paint specification	This drawing is the property of DAF-Tuaska N.V., Eindhoven, The Netherlands and may not be copied in whole or in part without the prior written consent of the owner.		
drawn by	date	prod.grp.spec.	spec. indication	drawing / issue number	
E. van Hunsel	070413			DAF 1782623 / 00	
master no	1644443	Replacement for	1644443	CAD - Saber	Service number 15D-1

1 2 3 4 5 6 7 8

A
B
C
D
E
F
G
H
I
J
K



B344
ECU AGS


3469

9C:3

3469

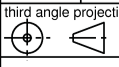

135C:1

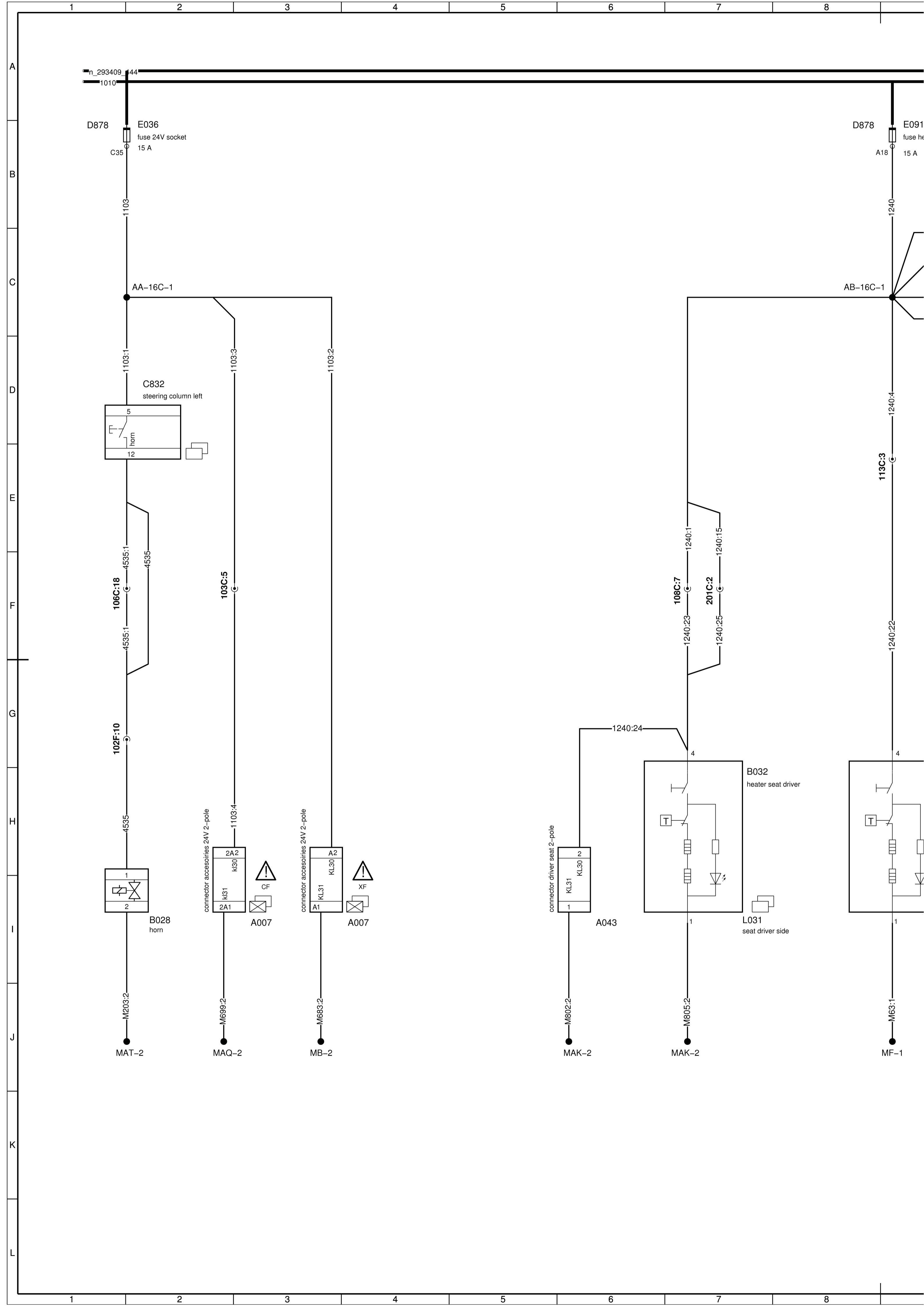
3469

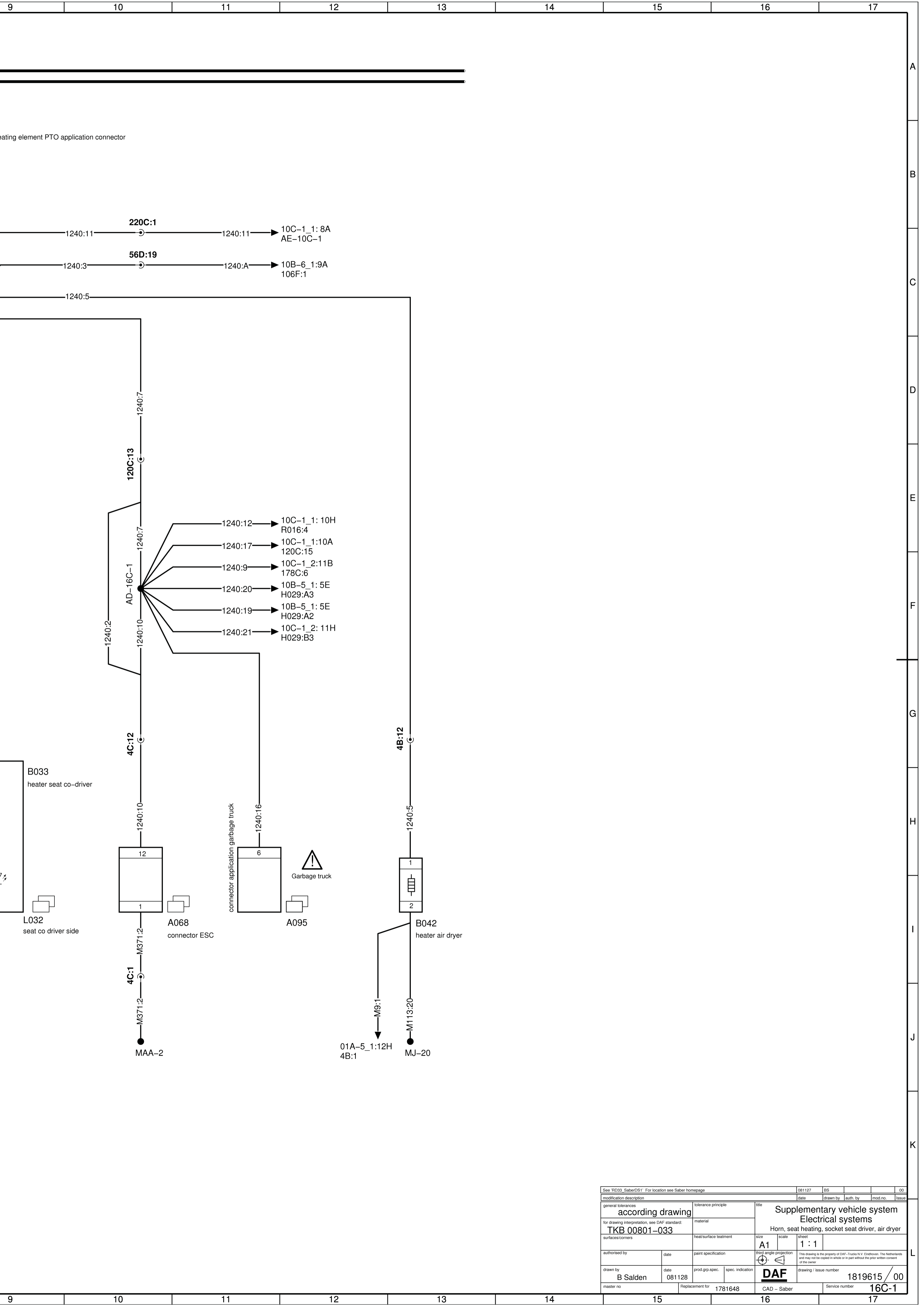


D310
ECU VIC-2

1 2 3 4 5 6 7 8

See 'RD27_SaberOS1' For location see Saber homepage		071030	MP			06
Variants for Foden added		050616	MP			05
Sheet name corrected		050421	MP			04
Sheet size changed to A1		050124	MP			03
Changes batch 1C		040826	RvD		10680	02
Changed wires B344		040604	AU		10680	01
modification description						
general tolerances	Zie tek.	tolerance principle	title			
for drawing interpretation, see DAF standard:	TKB 00801-033	material	Supplementary vehicle system AGS			
surfaces/corners	10680	heat/surface treatment	size	scale	sheet	
authorised by		paint specification	A1	1 : 1		
drawn by	CM/Detech	date			<small>This drawing is the property of DAF - Trucks N.V., Eindhoven. The Netherlands and may not be copied in whole or in part without the prior written consent of the owner.</small>	
master no		date			drawing / issue number	
		040420			1644445 / 06	
		prod.grp.spec.	CAD - Saber		Service number	
		spec. indication			16B-1	





ating element PTO application connector

B033
heater seat co-driver

L032
seat co driver side

1240:11 → 220C:1 → 1240:11 → 10C-1_1: 8A
AE-10C-1

1240:3 → 56D:19 → 1240:A → 10B-6_1:9A
106F:1

1240:12 → 10C-1_1: 10H
R016:4

1240:17 → 10C-1_1:10A
120C:15

1240:9 → 10C-1_2:11B
178C:6

1240:20 → 10B-5_1: 5E
H029:A3

1240:19 → 10B-5_1: 5E
H029:A2

1240:21 → 10C-1_2: 11H
H029:B3

12
1

4C:12

1240:10

4C:1

M371:2

M371:2

MAA-2

A068
connector ESC

connector application garbage truck

6

1240:16

A095

Garbage truck

4B:12

1240:5

1

2

B042
heater air dryer

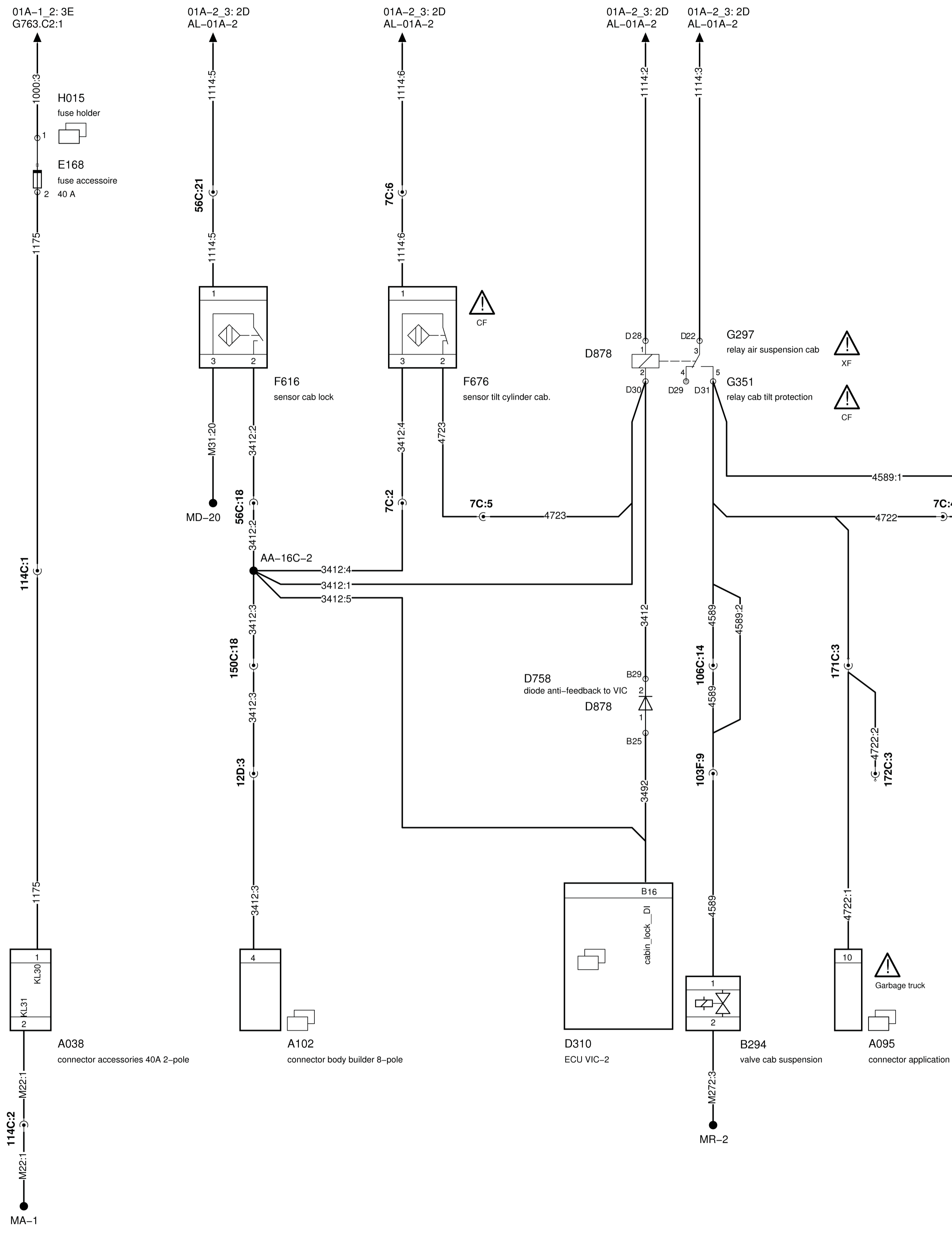
M9:1

M9:1

01A-5_1:12H
4B:1

MJ-20

See 'RD33 SaberDS1' For location see Saber homepage		081127	BS		00
modification description		date	drawn by	auth. by	mod. no. / issue
general tolerances according drawing		tolerance principle		title Supplementary vehicle system Electrical systems	
for drawing interpretation, see DAF standard: TKB 00801-033		material		Horn, seat heating, socket seat driver, air dryer	
surfaces/corners		heat/surface treatment		size A1	scale 1:1
authorised by	date	paint specification	third angle projection		This drawing is the property of DAF-Trucks N.V. Eindhoven. The Netherlands and may not be copied in whole or in part without the prior written consent of the owner.
drawn by B Salden	date 081128	prod.grp.spec.	spec. indication	DAF	
master no.	Replacement for	1781648	CAD - Saber	Service number	16C-1
				drawing / issue number	1819615 / 00



18A-2_1: 8F
AC-18A-2

4601:10

B 26

D878

D759

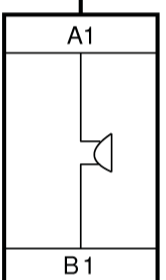
diode anti-feedback to brake lights

C 13



XF icw air suspension cab

4722



CF

B251

buzzer cab. tilting

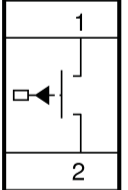
7C:3

4721:1

03C-1_4: 8F
AC-03C-1

56D:11

146F:10



CF RHD

E594

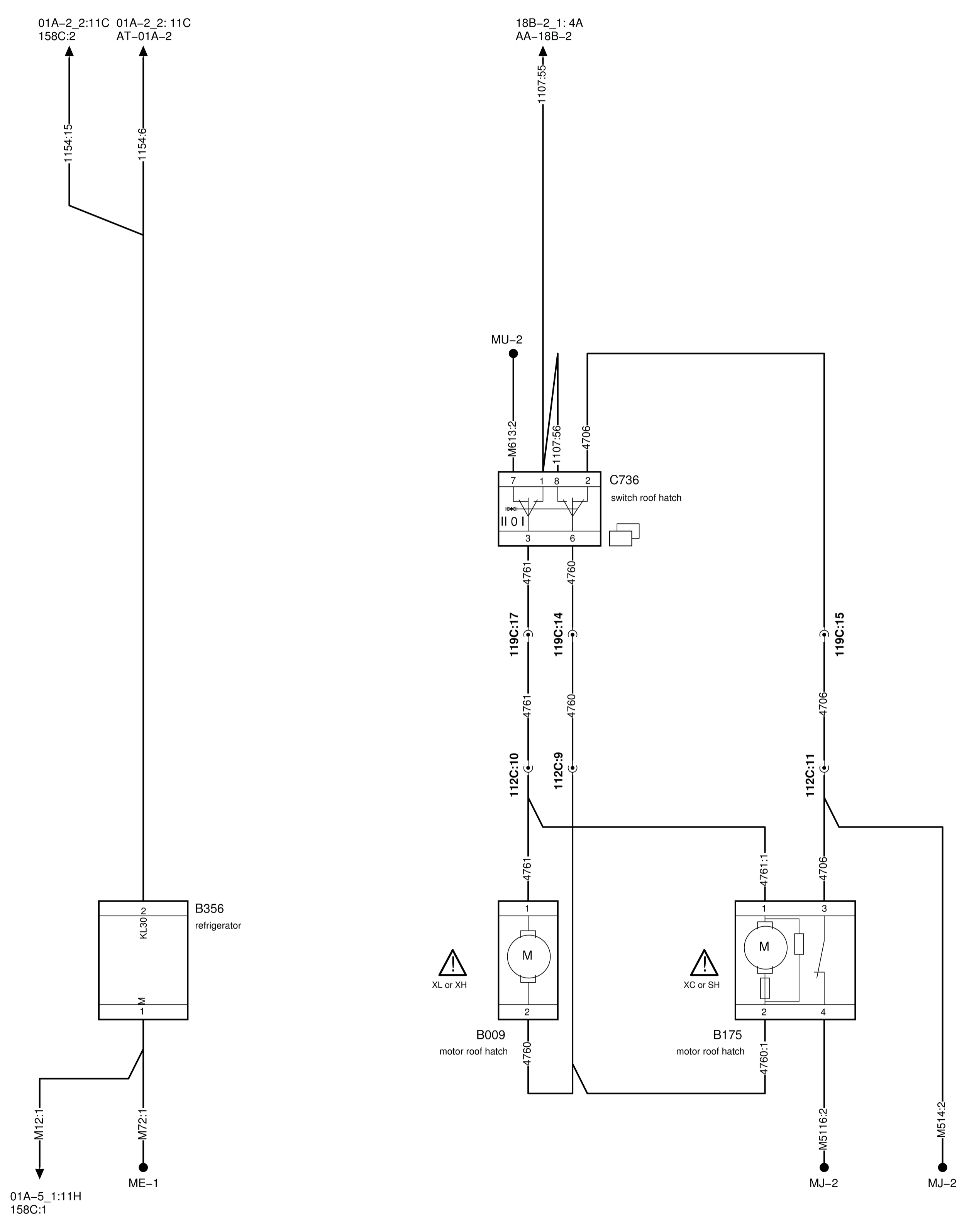
switch neutral/reverse position

garbage truck

M343:2

MAR-2

See RD27, SaberOS1. For location see Saber homepage		071102	EVH	10877	01
See RD23, SaberOS1. For location see Saber homepage		070608	EVH	17815	00
modification description		date	drawn by	auth. by	mod. no.
general tolerances	Zie tek.	tolerance principle	title		
for drawing interpretation, see DAF standard:	TKB 00801-033	material	Supplementary vehicle system Electrical systems Cabin height, socket 40A		
surfaces/corners	10680	heat/surface treatment	size	scale	sheet
authorised by		paint specification	A1	1 : 1	
drawn by	E. van Hunsel	date	blind angle projection		This drawing is the property of DAF - Trucks N.V., Eindhoven. The Netherlands and may not be copied in whole or in part without the prior written consent of the owner.
master no		070608	DAF		
	Replacement for	1784151/00	CAD - Saber		drawing / issue number
					1784160 / 01
					Service number
					16C-2



See 'RD27_SaberOS1' For location see Saber homepage										071106	EVH			00
modification description										date	drawn by	auth. by	mod. no.	issue
general tolerances		Zie tek.		tolerance principle		title		Supplementary vehicle system Electrical systems Refrigerator, roof hatch						
for drawing interpretation, see DAF standard:		TKB 00801-033		material		size		scale		sheet				
surfaces/corners		10680		heat/surface treatment		A1		1 : 1						
authorised by		date		paint specification		third angle projection		This drawing is the property of DAF - Trucks N.V., Eindhoven. The Netherlands and may not be copied in whole or in part without the prior written consent of the owner.						
drawn by		date		prod.grp.spec.		spec. indication		DAF		drawing / issue number				
E. van hunsel		070504								1790561 / 00				
master no		Replacement for		1784155		CAD - Saber		Service number		16C-3				

n_293409_444
1010

D878
A26

116C:2
1208:3

AF-16C-4 117C:2
1208:1

117C:5

1208:2
4522

10 19
KL15
Window_control_CDDr_DI

D315
ECU dc

117C:3
4525

117C:4
4524

117C:9
4532:2
4532:2

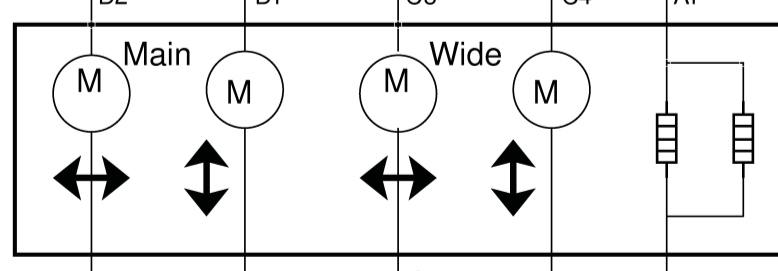
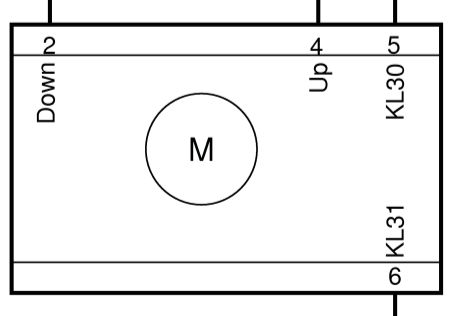
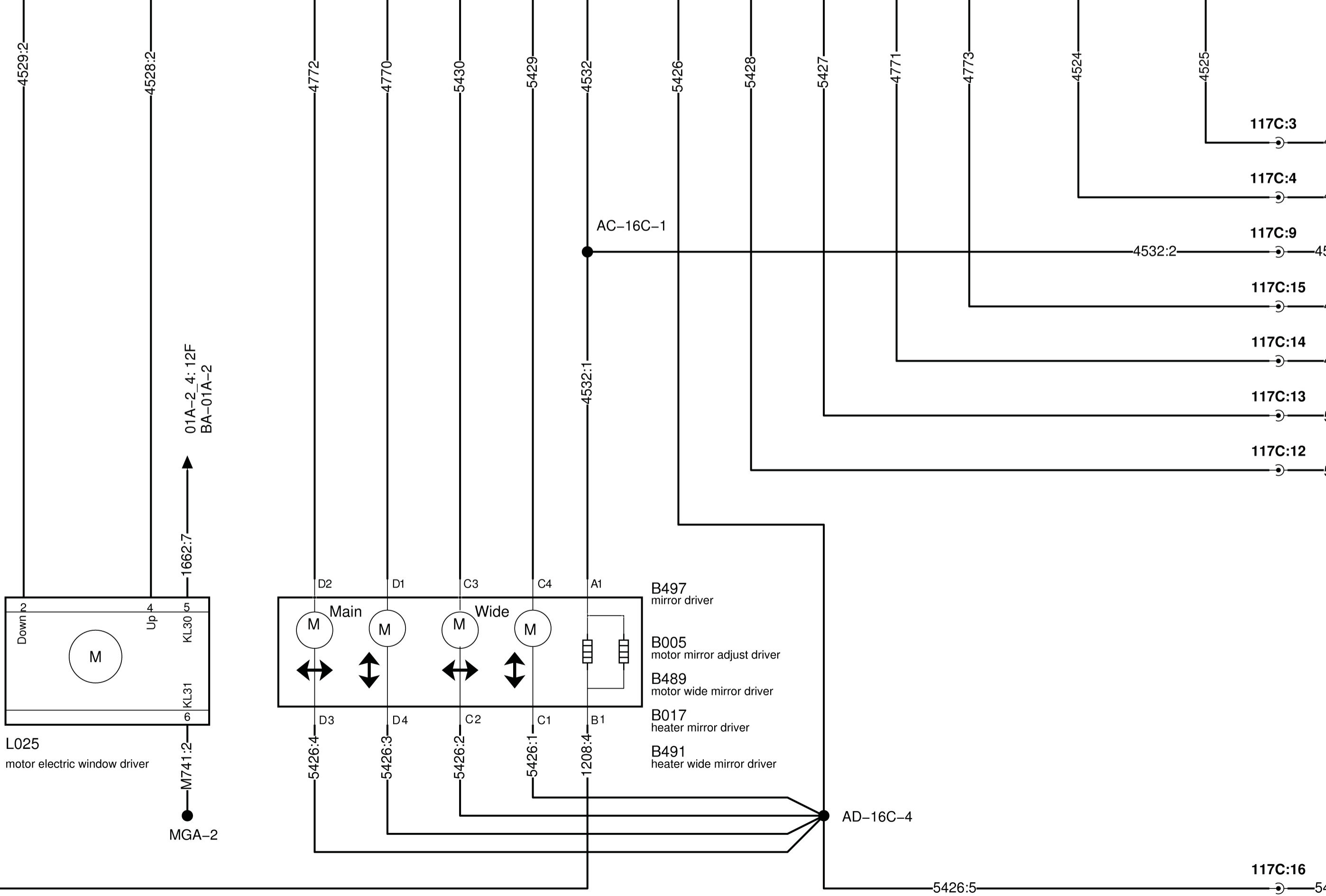
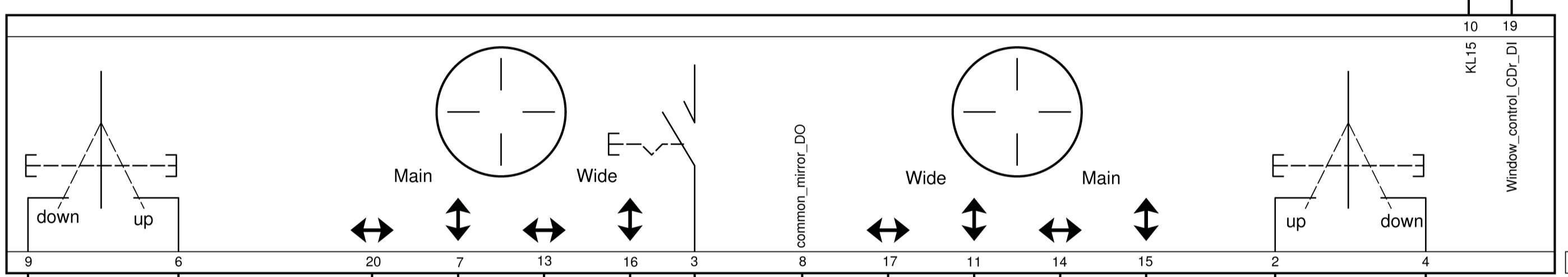
117C:15
4773

117C:14
4771

117C:13
5427

117C:12
5428

117C:16
5426:5

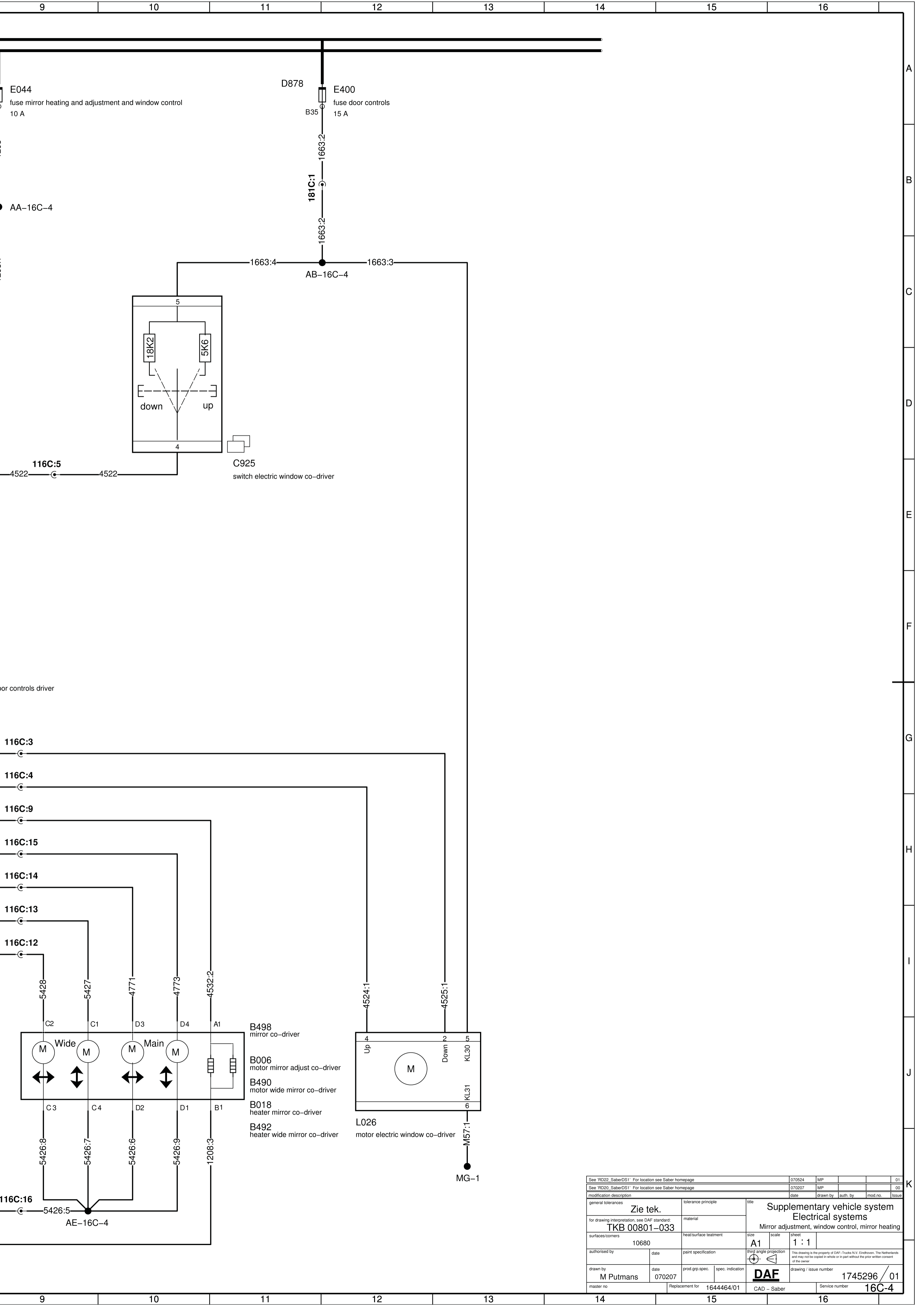


- B497 mirror driver
- B005 motor mirror adjust driver
- B489 motor wide mirror driver
- B017 heater mirror driver
- B491 heater wide mirror driver

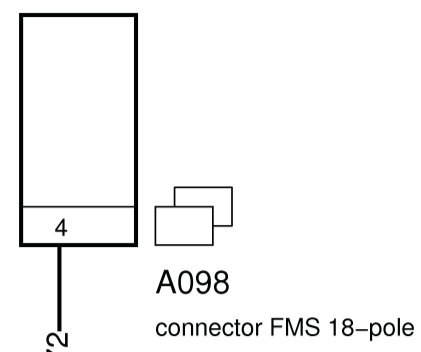
AD-16C-4

A
B
C
D
E
F
G
H
I
J
K

1 2 3 4 5 6 7 8

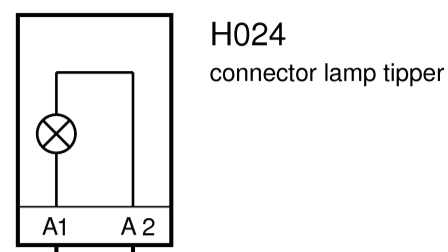


See 'RD22_SaberOS1' For location see Saber homepage		070524	MP			01
See 'RD20_SaberOS1' For location see Saber homepage		070207	MP			00
modification description		date	drawn by	auth. by	mod. no.	issue
general tolerances	Zie tek.	tolerance principle	title			
for drawing interpretation, see DAF standard: TKB 00801-033		material	Supplementary vehicle system Electrical systems			
surfaces/corners	10680	heat/surface treatment	size	scale	sheet	
authorised by	date	paint specification	A1	1 : 1	This drawing is the property of DAF - Trucks N.V., Eindhoven, The Netherlands and may not be copied in whole or in part without the prior written consent of the owner.	
drawn by	date	prod.grp.spec.	DAF		drawing / issue number	
M Putmans	070207	spec. indication			1745296 / 01	
master no.	Replacement for	1644464/01	CAD - Saber	Service number	16C-4	



Without camera system
connect 243C to 253C

Tipper application


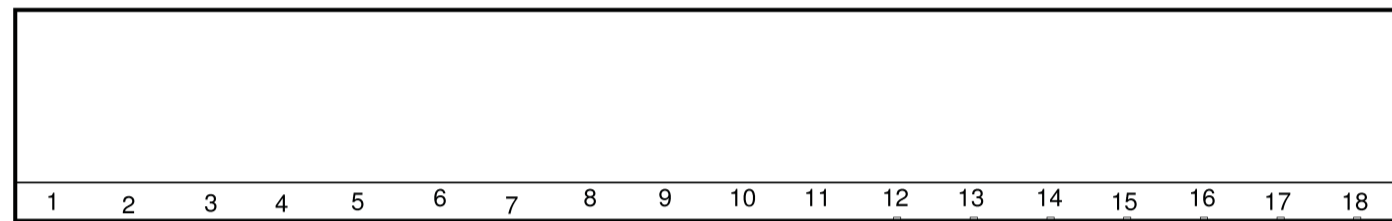
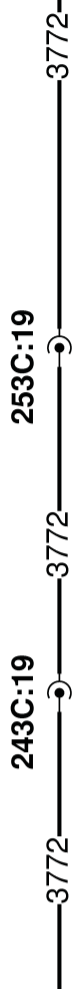


D175
lamp tipper active

189C:2

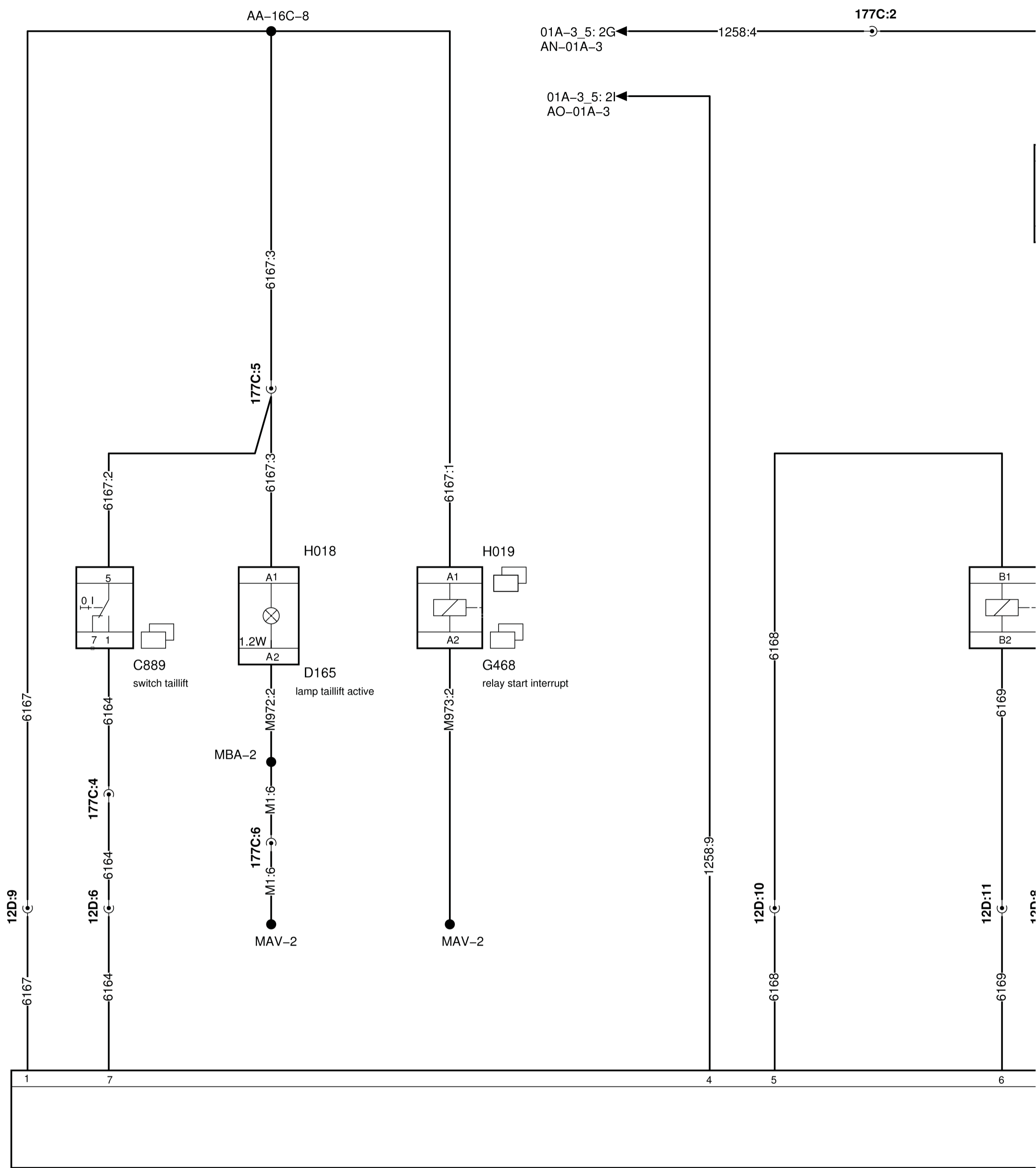
189C:3

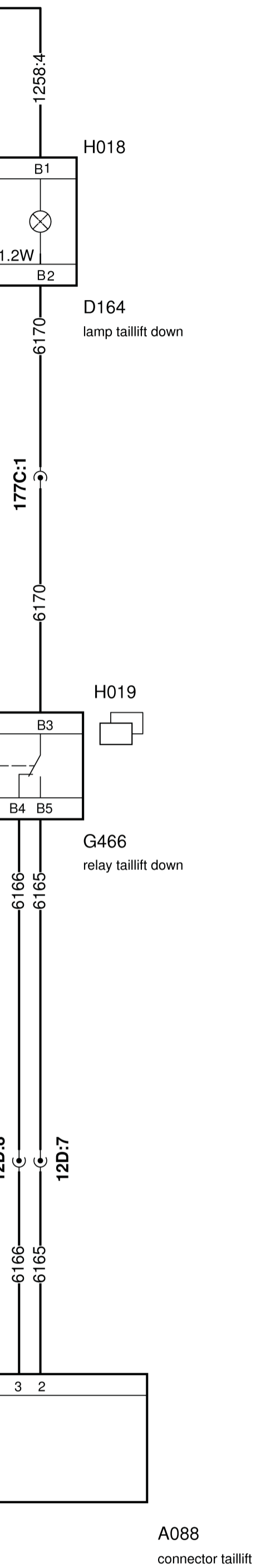
Tipper application
connect 189C to A104



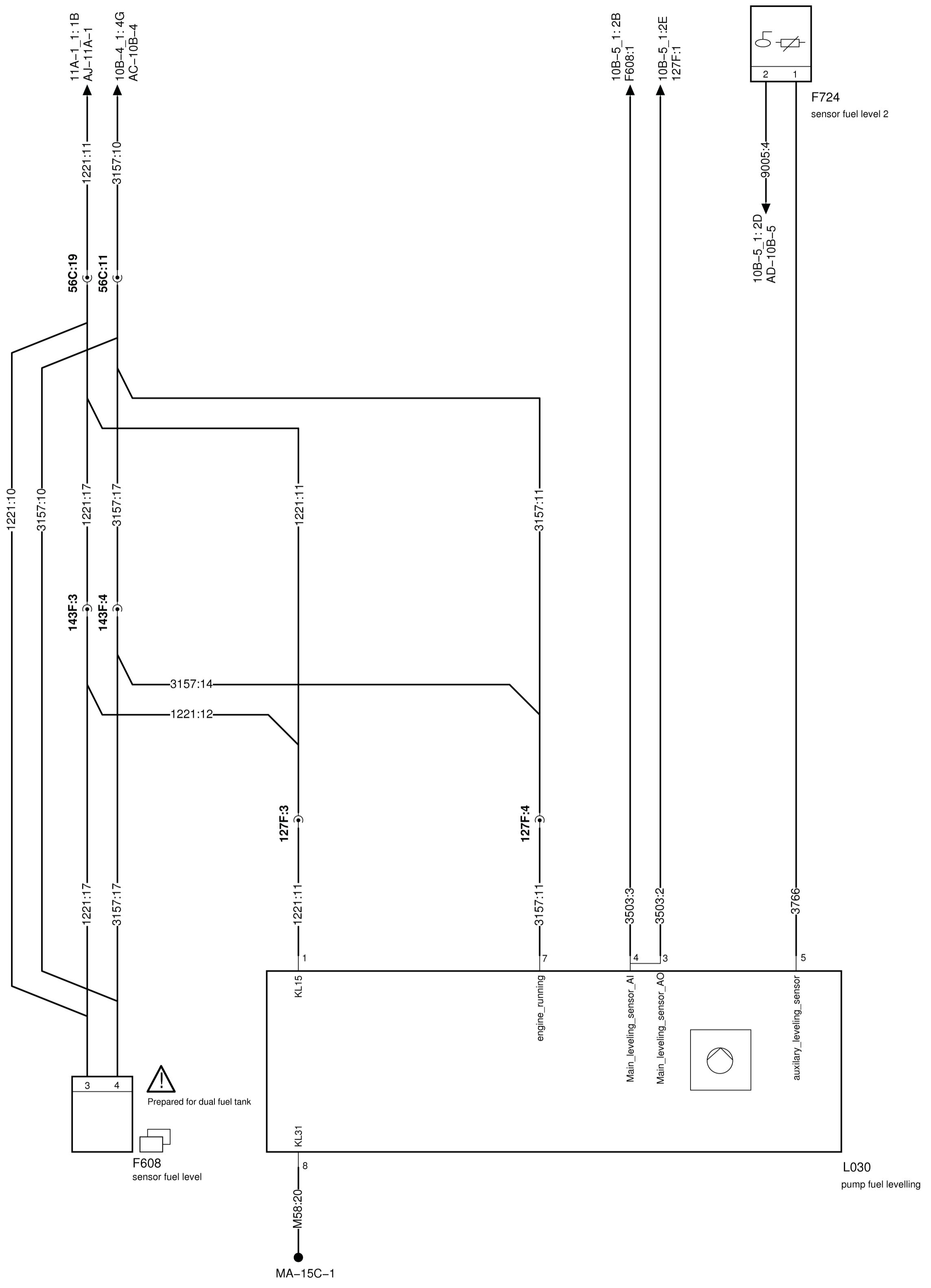
A103
connector body builder 12-pole


See 'RD27_SaberOS1'. For location see Saber homepage				070914	EVH			00
modification description				date	drawn by	auth. by	mod. no.	issue
general tolerances		tolerance principle	title					
Zie tek.			Supplementary vehicle system Electrical systems Spare wiring					
for drawing interpretation, see DAF standard:		material						
TKB 00801-033								
surfaces/corners		heat/surface treatment	size	scale	sheet			
10680			A1	1 : 1				
authorised by	date	paint specification	blind angle projection		This drawing is the property of DAF - Trucks N.V., Eindhoven. The Netherlands and may not be copied in whole or in part without the prior written consent of the owner.			
drawn by	date	prod.grp.spec.	spec. indication	drawing / issue number				
CM/Detech	040420			1794010 / 00				
master no.	Replacement for		1644461	CAD - Saber		Service number		
						16C-7		



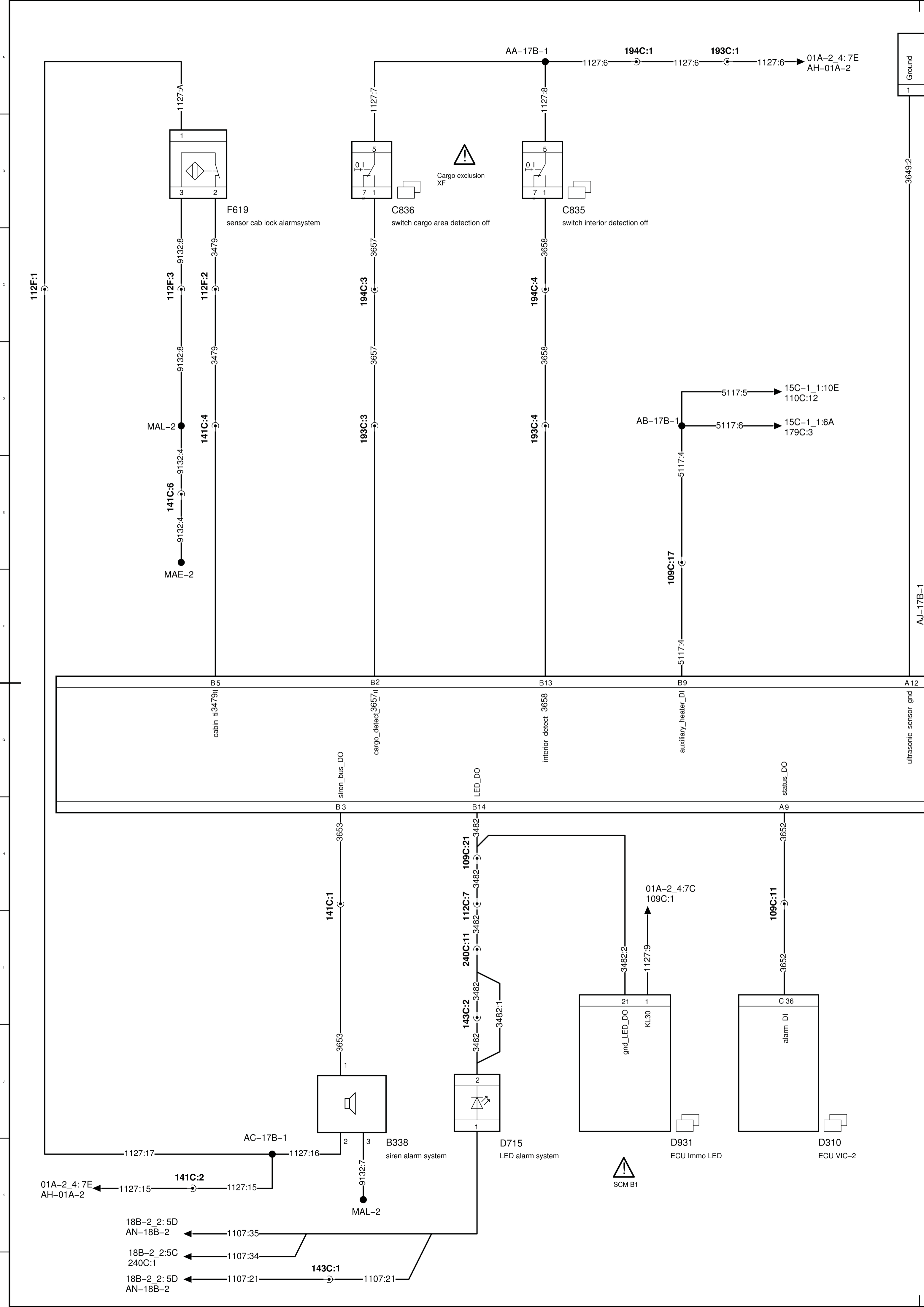


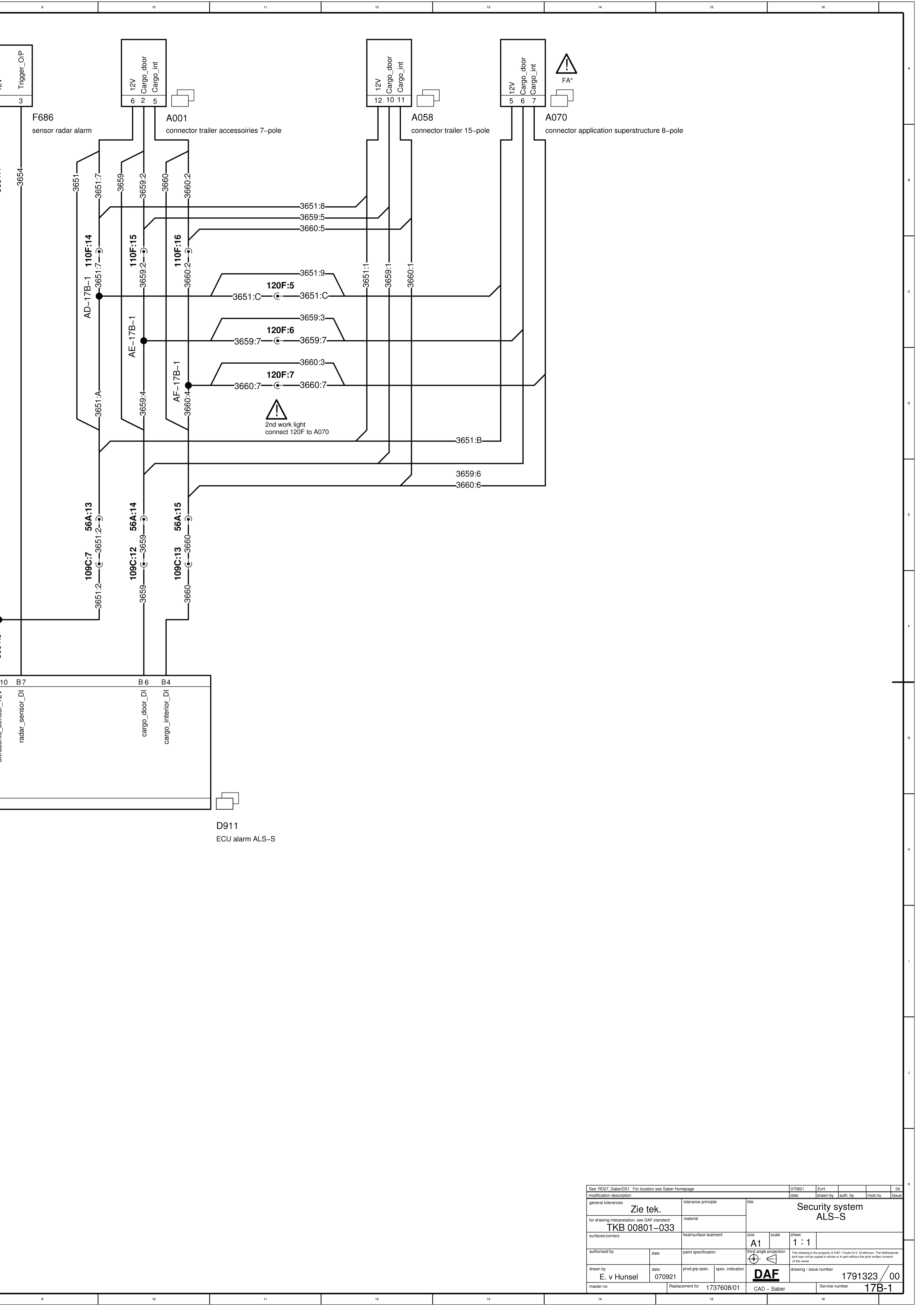
See 'RD9_SaberDS1' for location see Saber homepage	060606	MP			06
See 'RD5_SaberDS1' for location see Saber homepage	060109	MP			05
See 'RD1_SaberDS1' doc. For location see Saber homepage	050908	MP			04
CF 65 added	050629	MP			03
Sheet name corrected	050421	MP			02
TAIL LIFT added	041213	A. Üzümcü			01
modification description	date	drawn by	auth. by	mod. no.	Issue
general tolerances	Zie tek.		tolerance principle	title	
for drawing interpretation, see DAF standard:	TKB 00801-033		material	Supplementary vehicle system Electrical systems Preparation tail lift	
surfaces/corners	heat/surface treatment	size	scale	sheet	
authorised by	date	paint specification	A1	1 : 1	
drawn by	date	prod.grp.spec.	spec. indication	Third angle projection	
J.Kronemeijer	041111			This drawing is the property of DAF-Trucks N.V., Eindhoven, The Netherlands and may not be copied in whole or in part without the prior written consent of the owner.	
master no.	Replacement for	DAF		drawing / issue number	
		CAD - Saber		1644434 / 06	
				Service number	16C-8



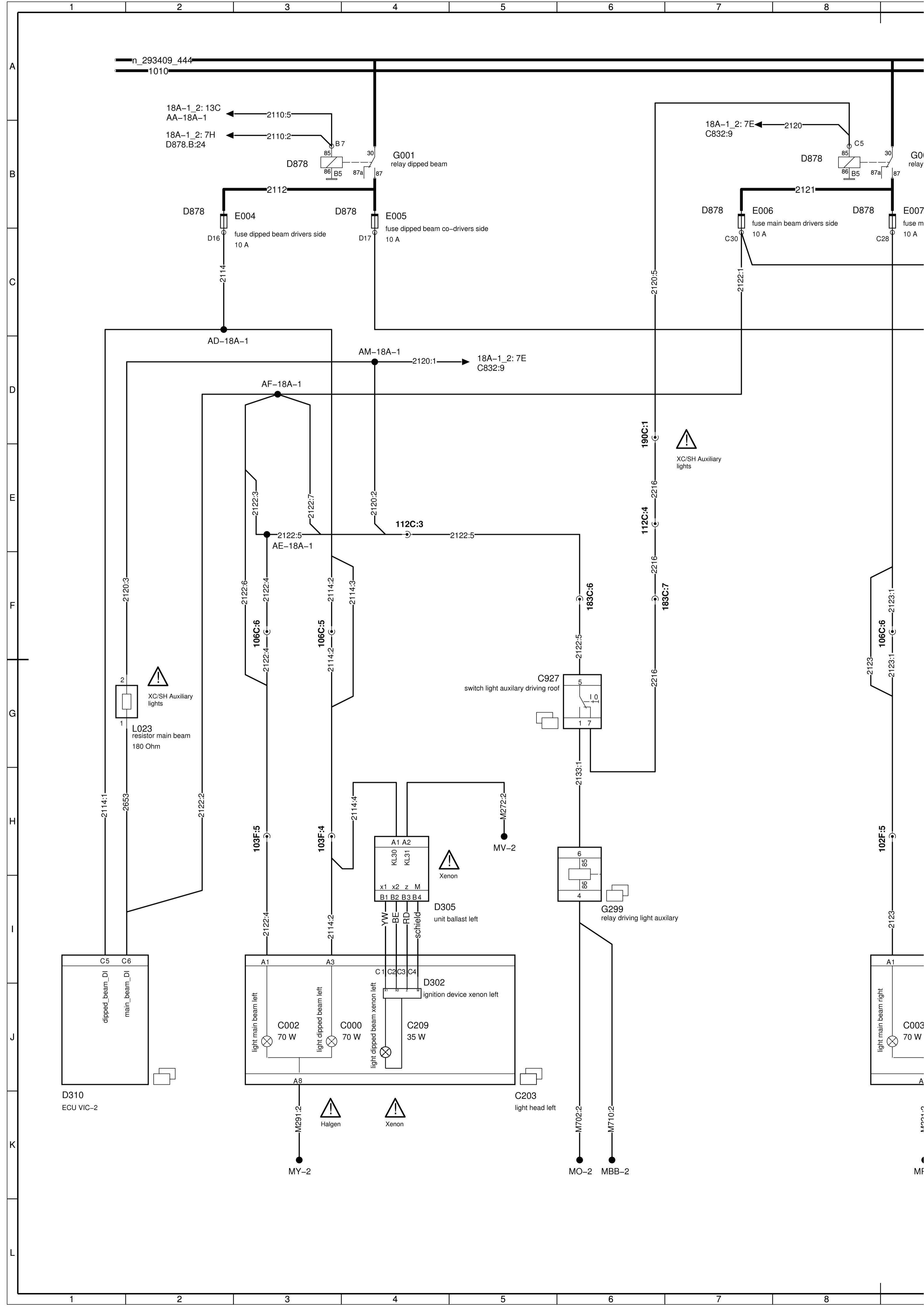


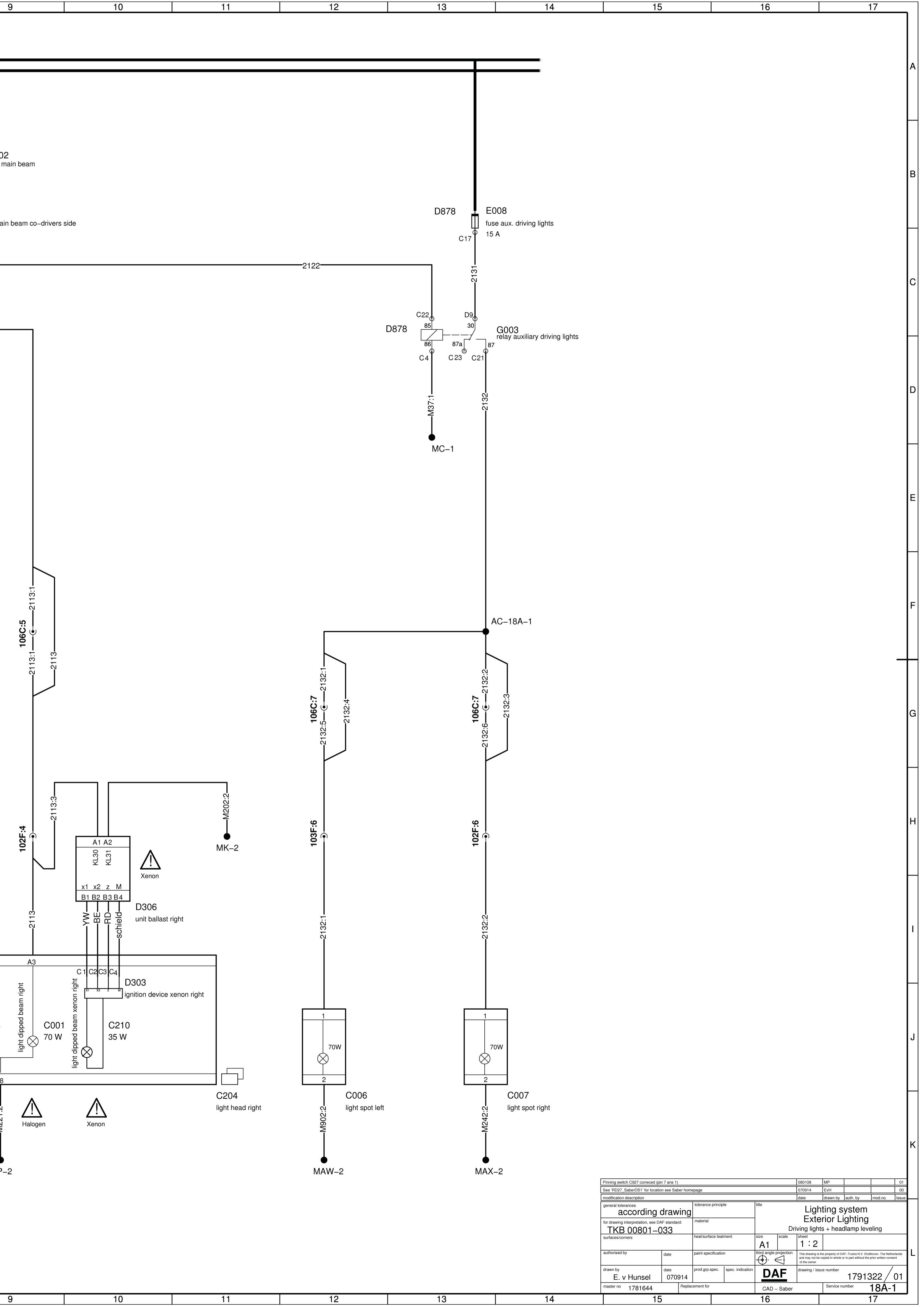
See 'RD20 SaberDS1' for location see Saber homepage				070301	MP			01
See 'RD13 SaberDS1' for location see Saber homepage				060921	EvH		64641	00
modification description				date	drawn by	auth. by	mod. no.	issue
general tolerances		tolerance principle		title				
according drawing				Supplementary vehicle system				
for drawing interpretation, see DAF standard:		material		Electrical systems				
TKB 00801-033				Fuel levelling dual fuel tank				
surfaces/corners		heat/surface treatment		size	scale	sheet		
				A1	1:1	1		
authorised by	date	paint specification		third angle projection		This drawing is the property of DAF-Trucks N.V. Eindhoven. The Netherlands and may not be copied in whole or in part without the prior written consent of the owner.		
drawn by	date	prod. grp. spec.	spec. indication	DAF		drawing / issue number		
E v Hunsel	060921			CAD - Saber		1742166 / 01		
master no	Replacement for		1674956/02			Service number		16C-9



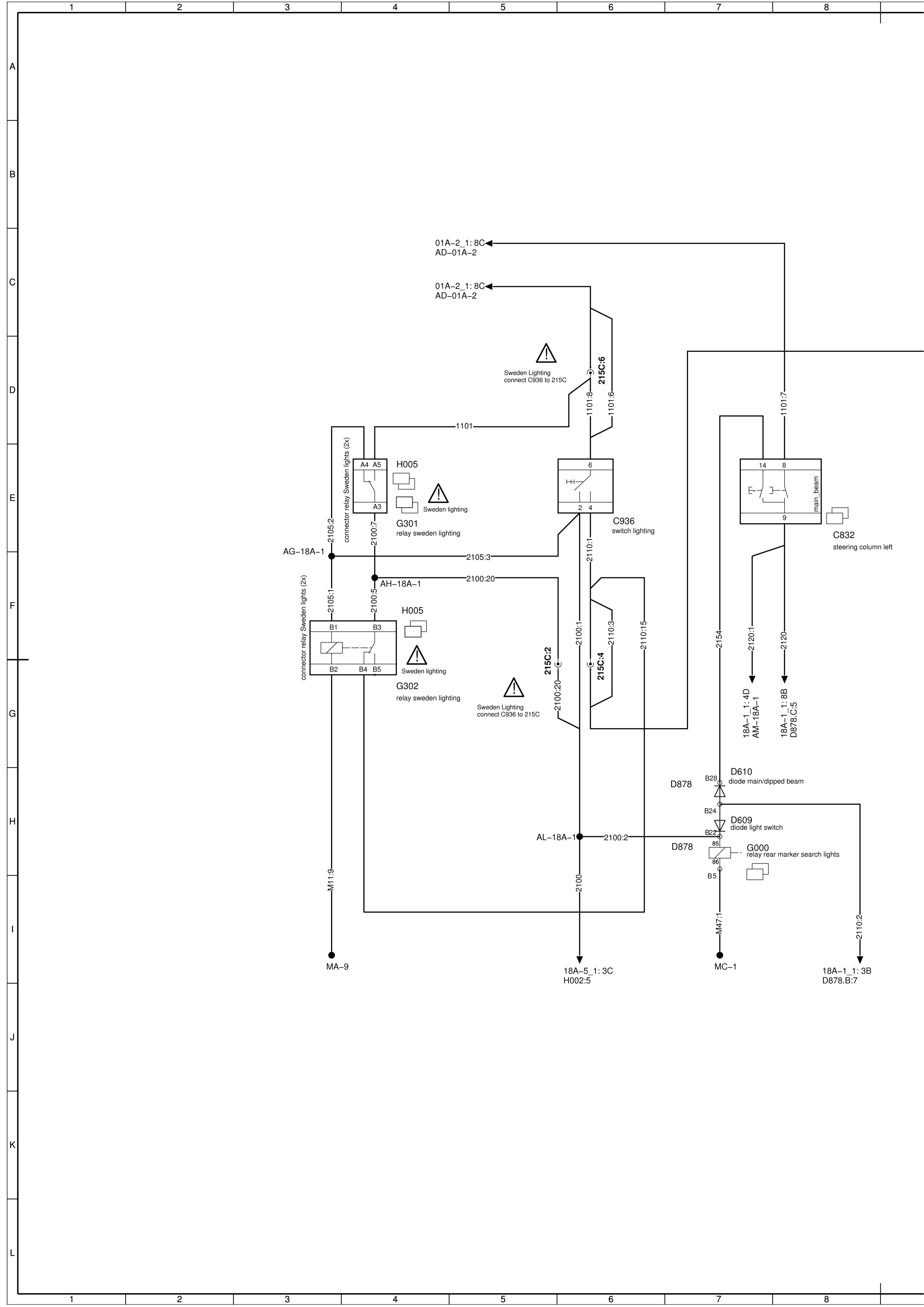


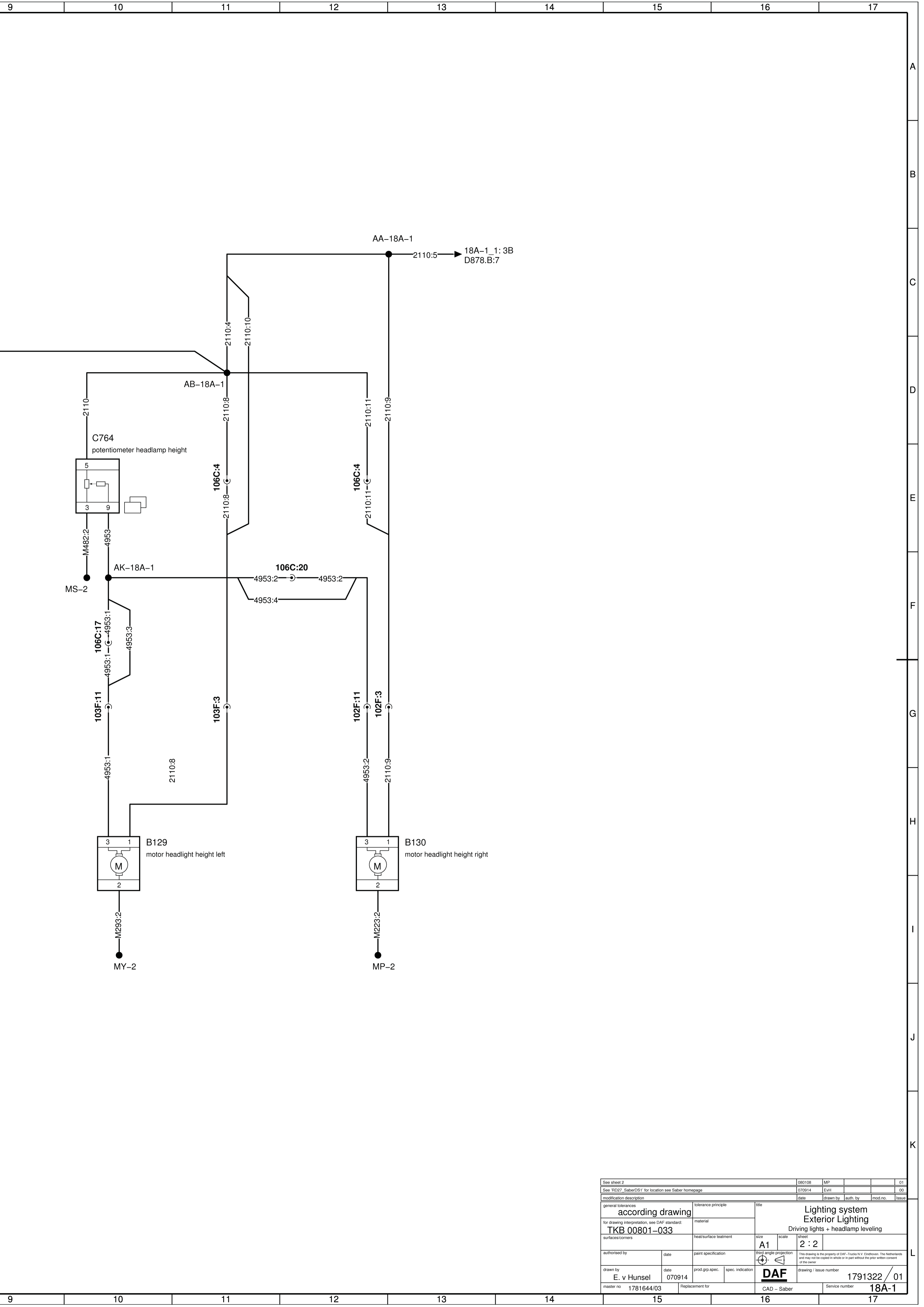
See 'RD27_SaberOS1' For location see Saber homepage		070921	EVH			00
modification description		date	drawn by	auth. by	mod. no.	issue
general tolerances	Zie tek.	tolerance principle	title			
for drawing interpretation, see DAF standard:	TKB 00801-033	material	Security system ALS-S			
surfaces/corners		heat/surface treatment	size	scale	sheet	
authorised by		paint specification	A1	1 : 1		
drawn by	E. v Hunsel	date	prod.grp.spec.	spec. indication	This drawing is the property of DAF - Trucks N.V., Eindhoven. The Netherlands and may not be copied in whole or in part without the prior written consent of the owner.	
master no.		070921			drawing / issue number	1791323 / 00
Replacement for		1737608/01	DAF	CAD - Saber	Service number	17B-1



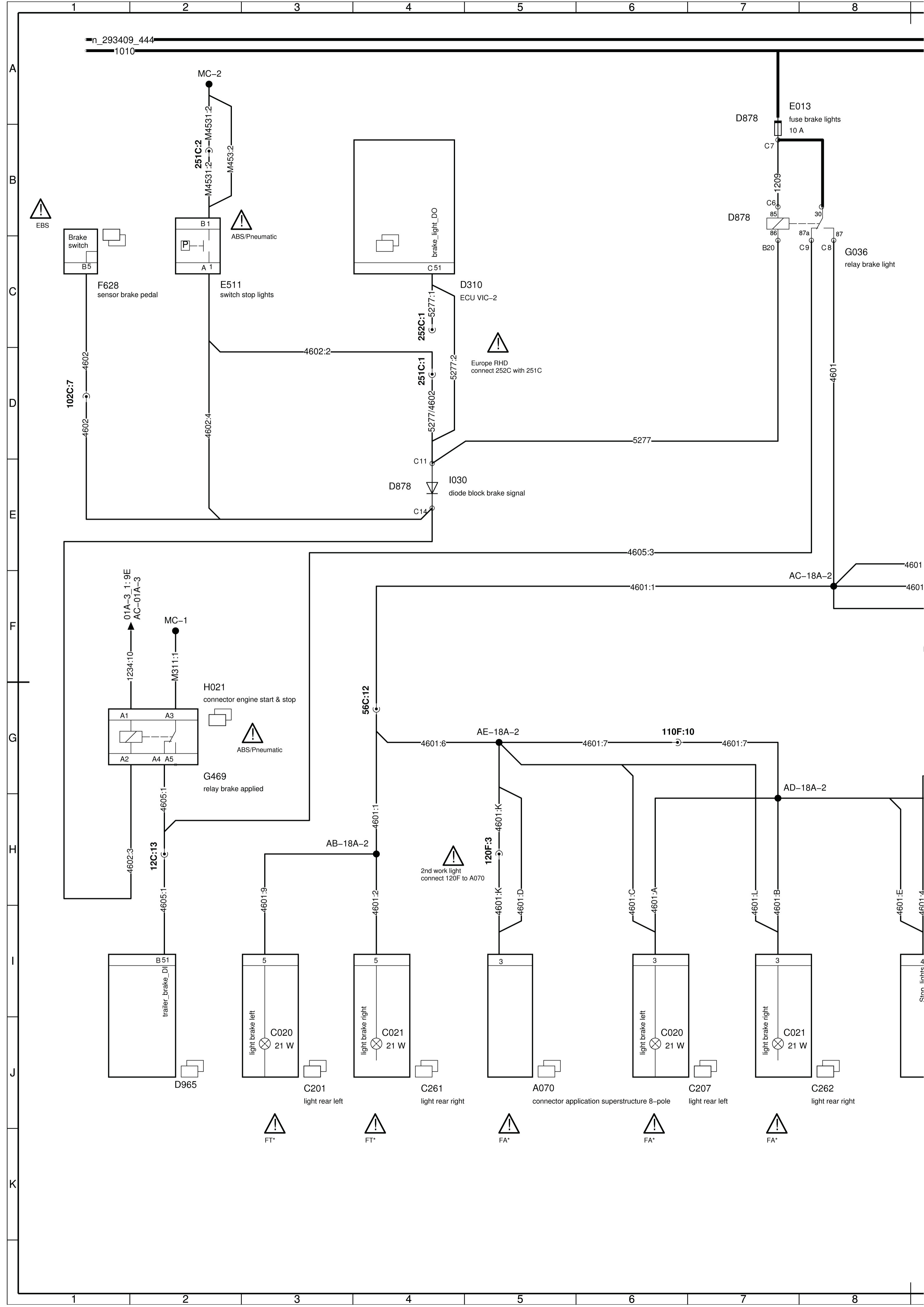


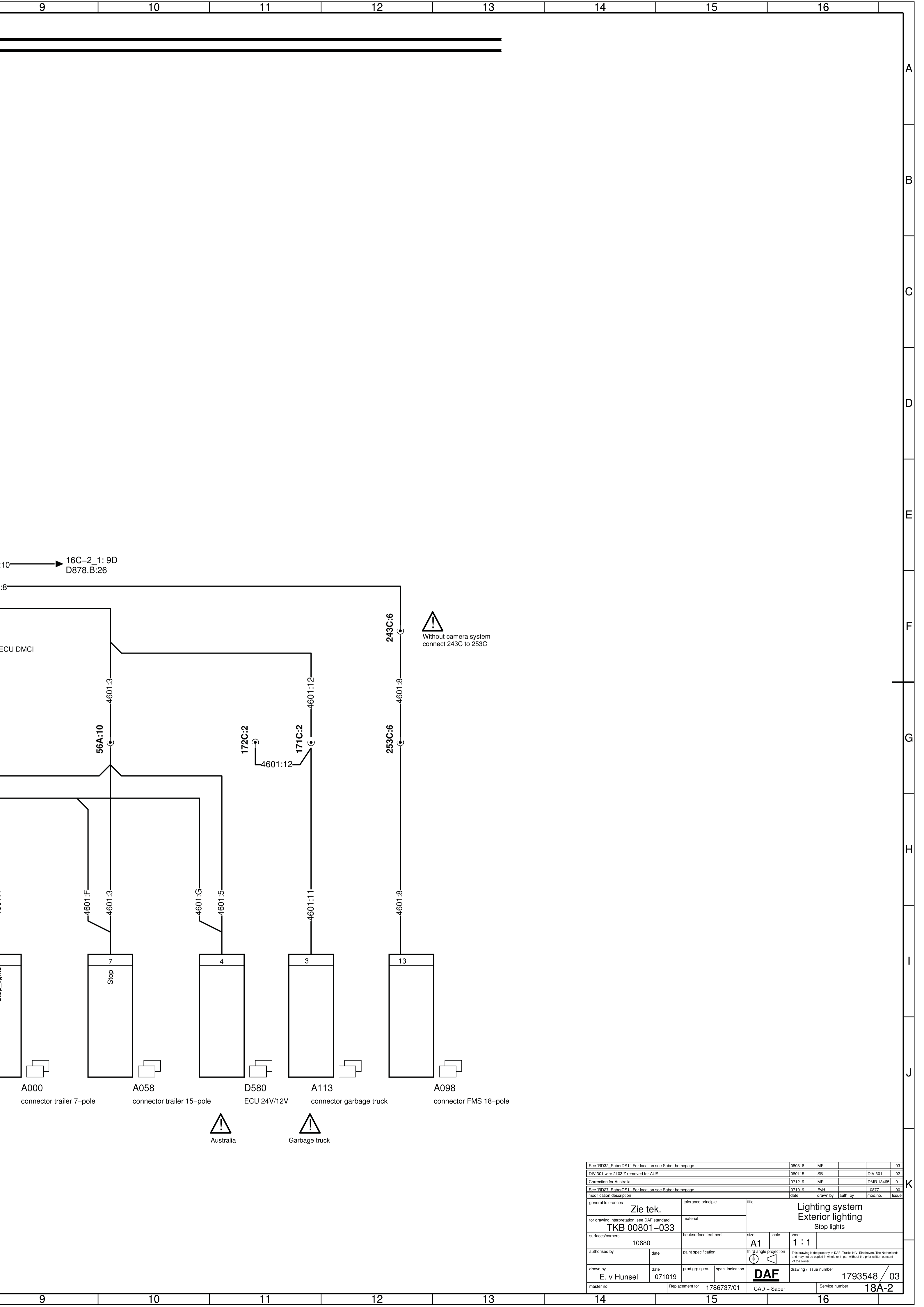
Pinning switch C927 corrected (pin 7 ans 1)		080108	MP		01
See 'RD27 - SaberDS1' for location see Saber homepage		070914	EvH		00
modification description		date	drawn by	auth. by	mod. no.
general tolerances		tolerance principle		title	
according drawing		material		Lighting system	
TKB 00801-033		heat/surface treatment		Exterior Lighting	
surfaces/corners		size		Driving lights + headlamp leveling	
authorised by		scale		sheet	
date		third angle projection		1:2	
E. v Hunsel		DAF		drawing / issue number	
070914		CAD - Saber		1791322 / 01	
1781644		Replacement for		Service number	
				18A-1	





See sheet 2	080108	MP			01
See 'RD27 SaberDS1' for location see Saber homepage	070914	EvH			00
modification description	date	drawn by	auth. by	mod. no.	issue
general tolerances	according drawing	tolerance principle	title		
for drawing interpretation, see DAF standard: TKB 00801-033	material		Lighting system Exterior Lighting Driving lights + headlamp leveling		
surfaces/corners	heat/surface treatment	size	scale	sheet	
		A1	2:2	2:2	
authorised by	date	paint specification	third angle projection	This drawing is the property of DAF - Trucks N.V. Eindhoven. The Netherlands and may not be copied in whole or in part without the prior written consent of the owner.	
drawn by	date	prod. grp. spec.	spec. indication	drawing / issue number	
E. v Hunsel	070914		DAF	1791322 / 01	
master no	1781644/03	Replacement for	CAD - Saber	Service number	18A-1





10 → 16C-2_1:9D
D878.B:26

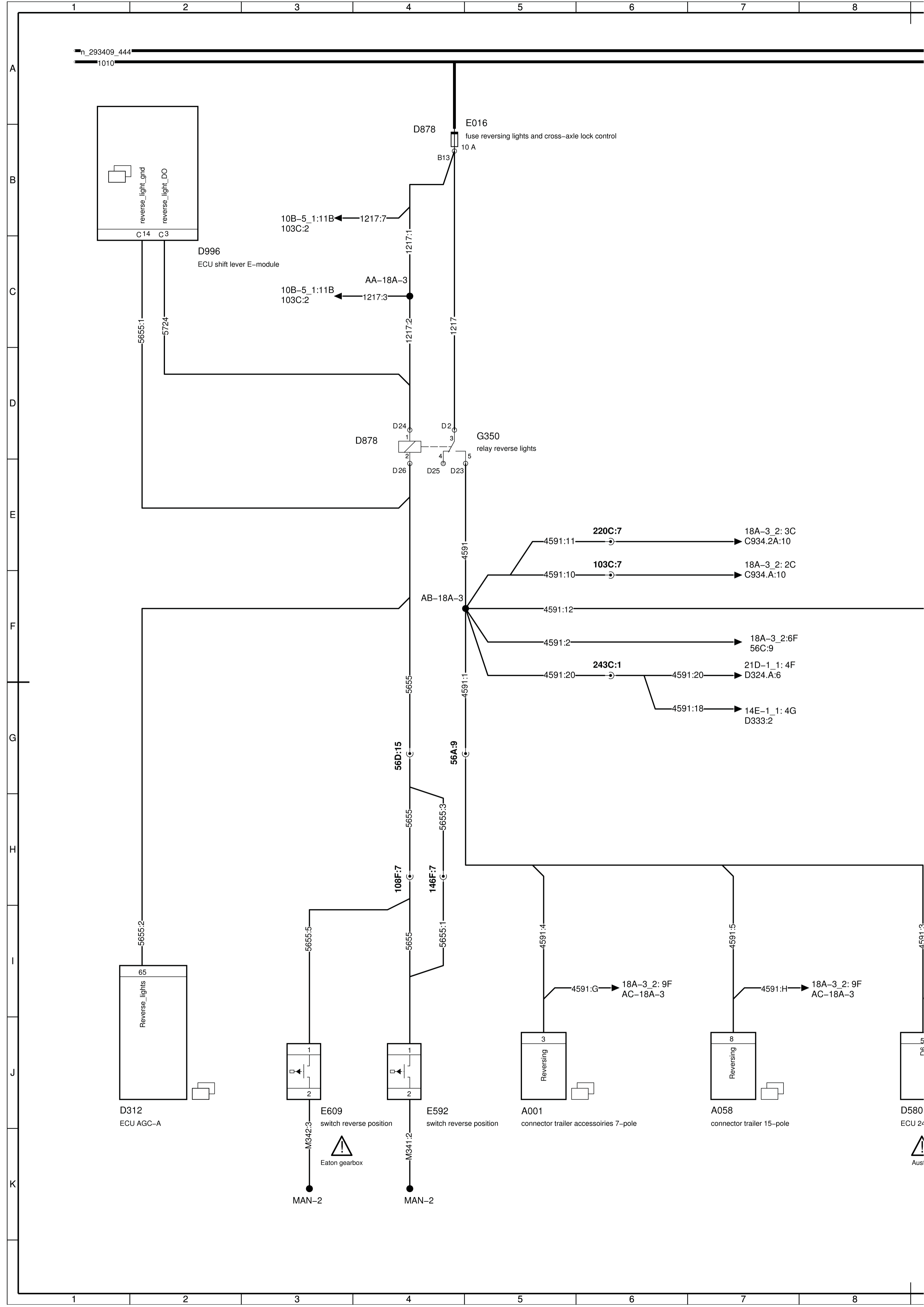
ECU DMCI

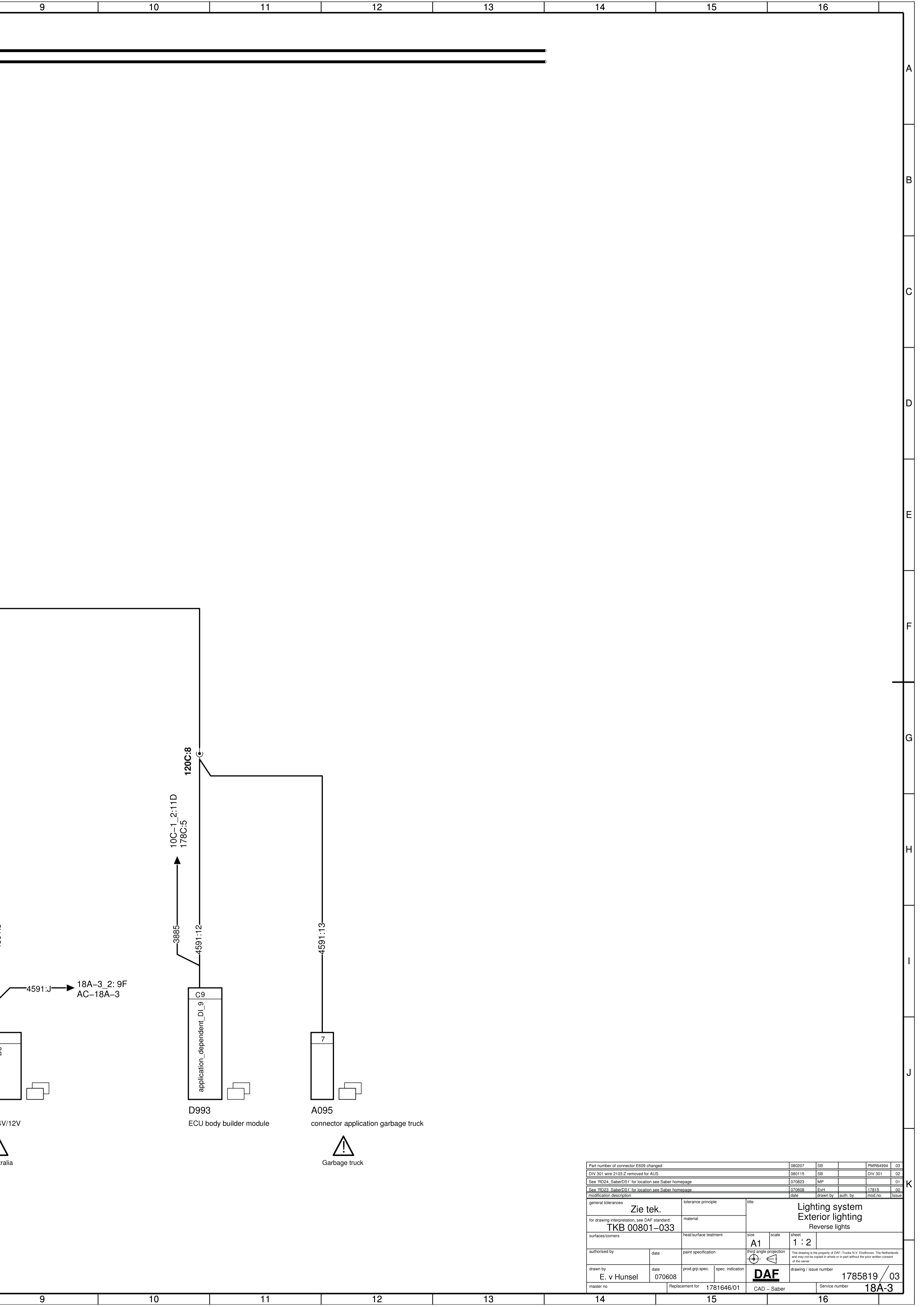
Without camera system
connect 243C to 253C

Australia

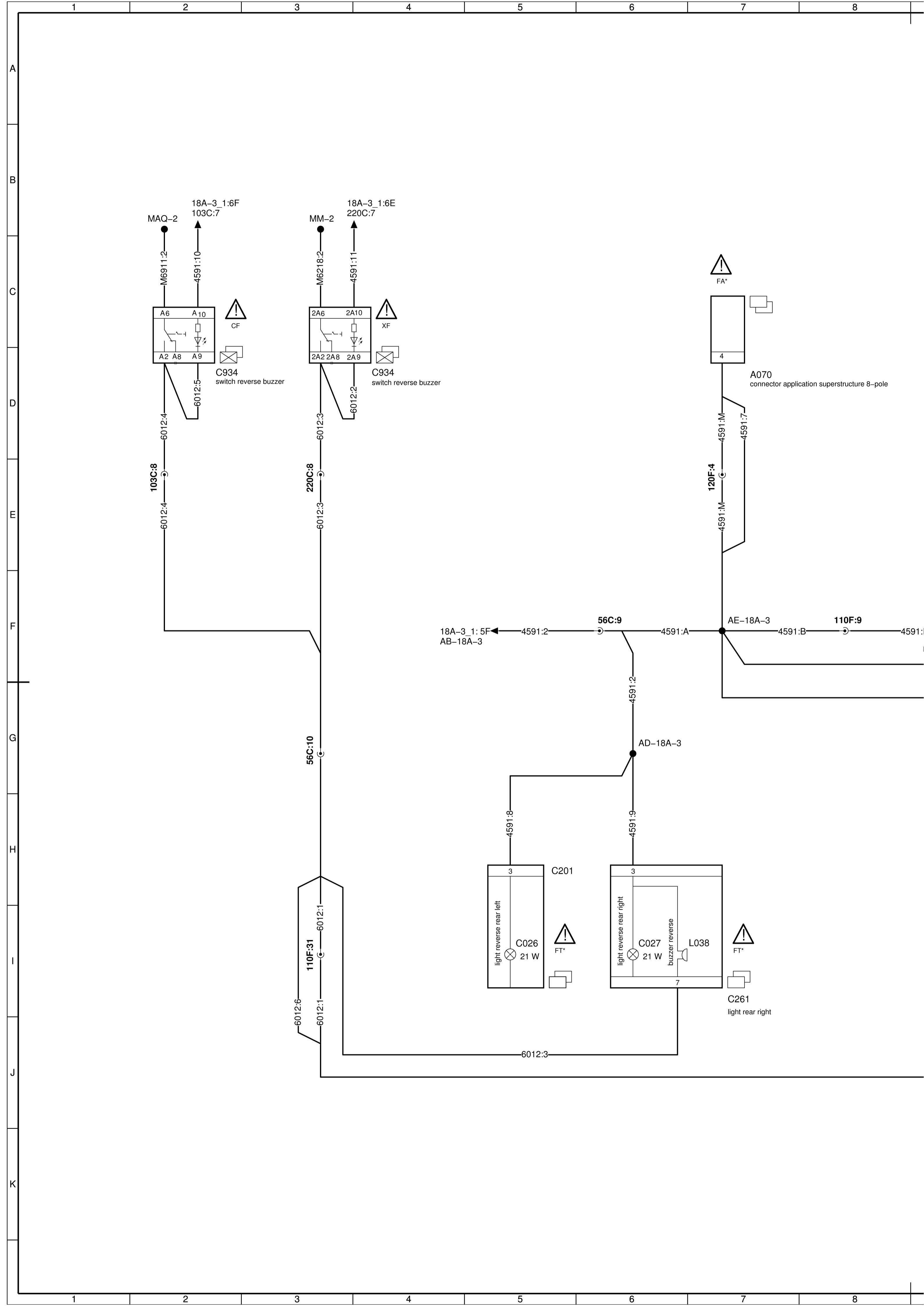
Garbage truck

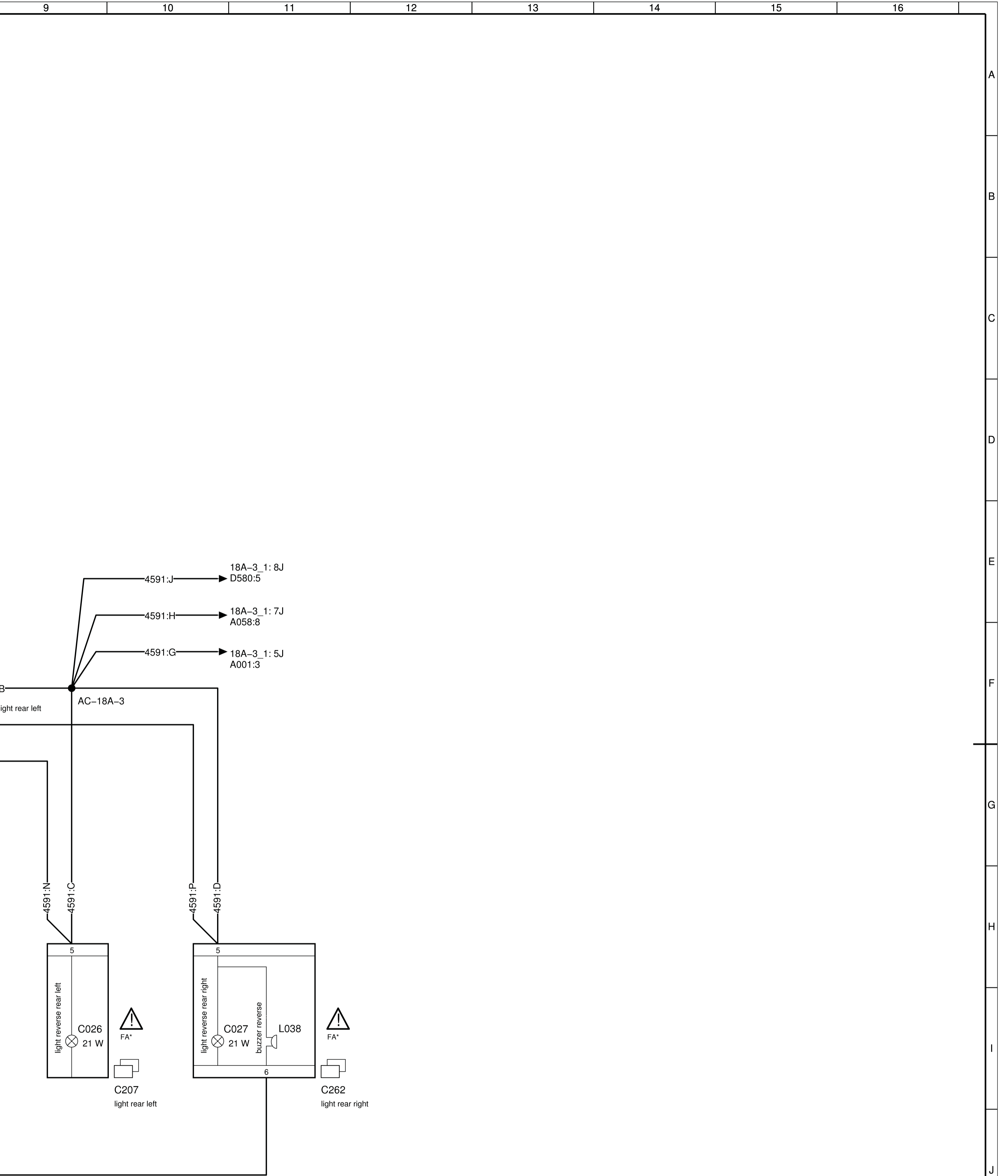
See RD32_SaberOS1 For location see Saber homepage		080818	MP			03
DIV 301 wire 2103.Z removed for AUS		080115	SB			DIV 301 02
Correction for Australia		071219	MP			DMR 18465 01
See RD27_SaberOS1 For location see Saber homepage		071019	EVH			10877 00
modification description		date	drawn by	auth. by	mod. no.	issue
general tolerances		tolerance principle		title		
Zie tek.				Lighting system Exterior lighting Stop lights		
for drawing interpretation, see DAF standard: TKB 00801-033		material				
surfaces/corners		heat/surface treatment		size	scale	sheet
10680				A1	1 : 1	
authorised by	date	paint specification		third angle projection		This drawing is the property of DAF - Trucks N.V., Eindhoven. The Netherlands and may not be copied in whole or in part without the prior written consent of the owner.
E. v Hunsel	071019					
drawn by	date	prod.grp.spec.	spec. indication	drawing / issue number		
E. v Hunsel	071019			DAF 1793548 / 03		
master no.	Replacement for		1786737/01	CAD - Saber	Service number	
					18A-2	



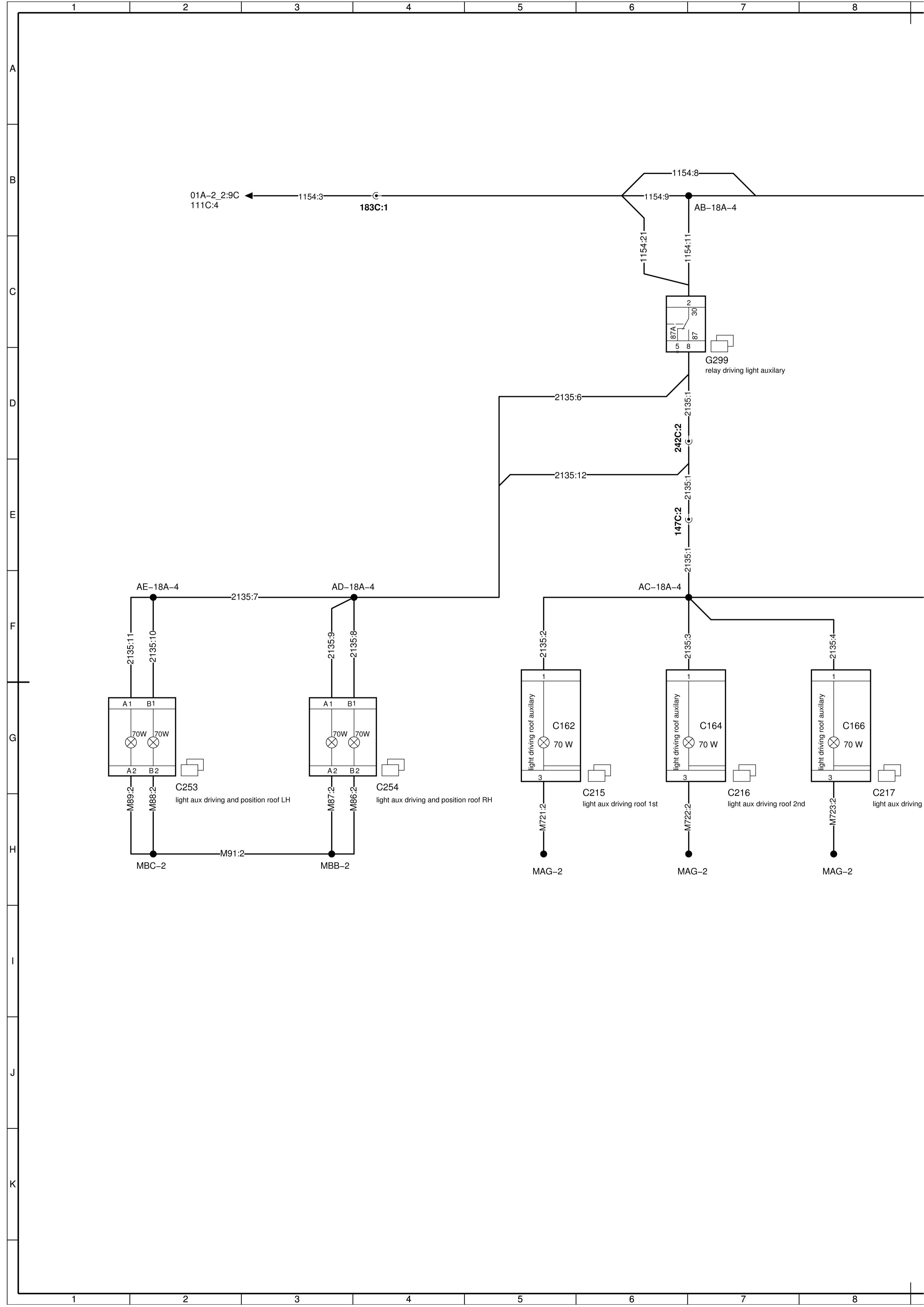


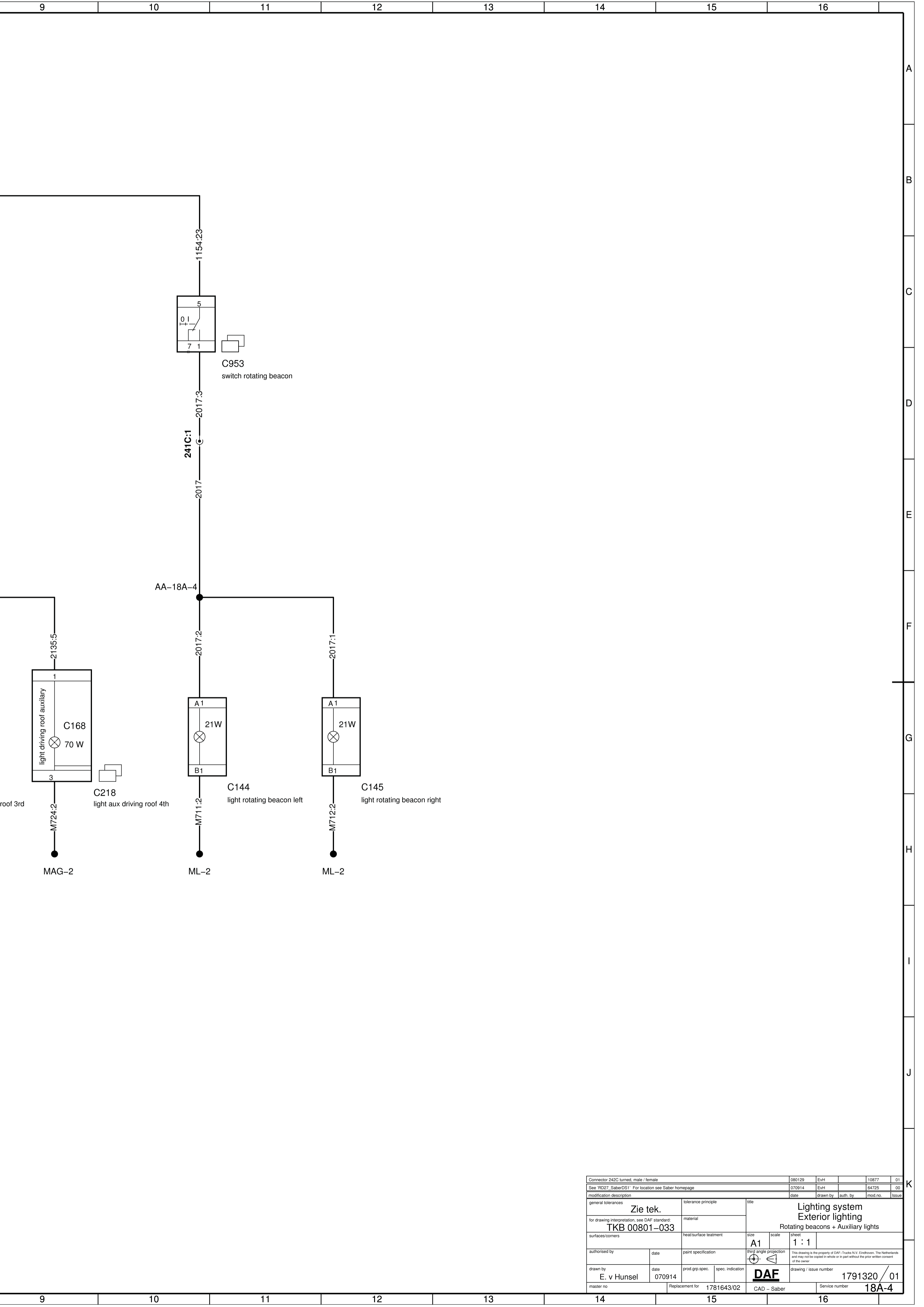
Part number of connector E609 changed		080207	SB		PMR64994	03
DIV 301 wire 2103.Z removed for AUS		080115	SB		DIV 301	02
See RD24, SaberOS1* for location see Saber homepage		070823	MP			01
See RD23, SaberOS1* for location see Saber homepage		070608	EVH		17815	00
modification description		date	drawn by	auth. by	mod. no.	issue
general tolerances		tolerance principle		title		
Zie tek.				Lighting system Exterior lighting Reverse lights		
for drawing interpretation, see DAF standard: TKB 00801-033		material				
surfaces/corners		heat/surface treatment		size	scale	sheet
				A1	1 : 2	
authorised by	date	paint specification		blind angle projection		This drawing is the property of DAF - Trucks N.V., Eindhoven. The Netherlands and may not be copied in whole or in part without the prior written consent of the owner.
E. v Hunsel	070608					
drawn by	date	prod.grp.spec.	spec. indication	drawing / issue number		
E. v Hunsel	070608			DAF 1785819 / 03		
master no.	Replacement for		1781646/01	CAD - Saber	Service number	18A-3



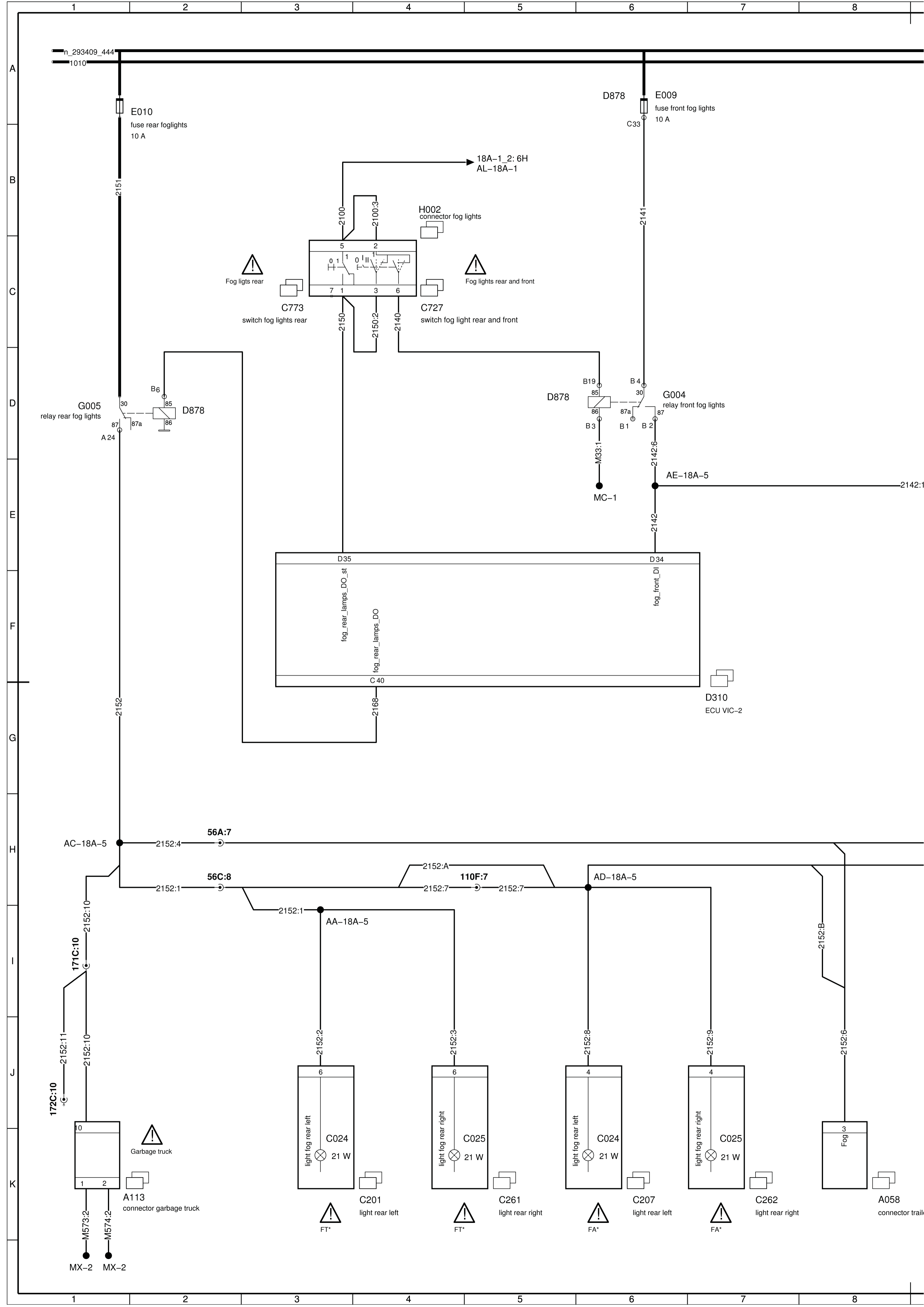


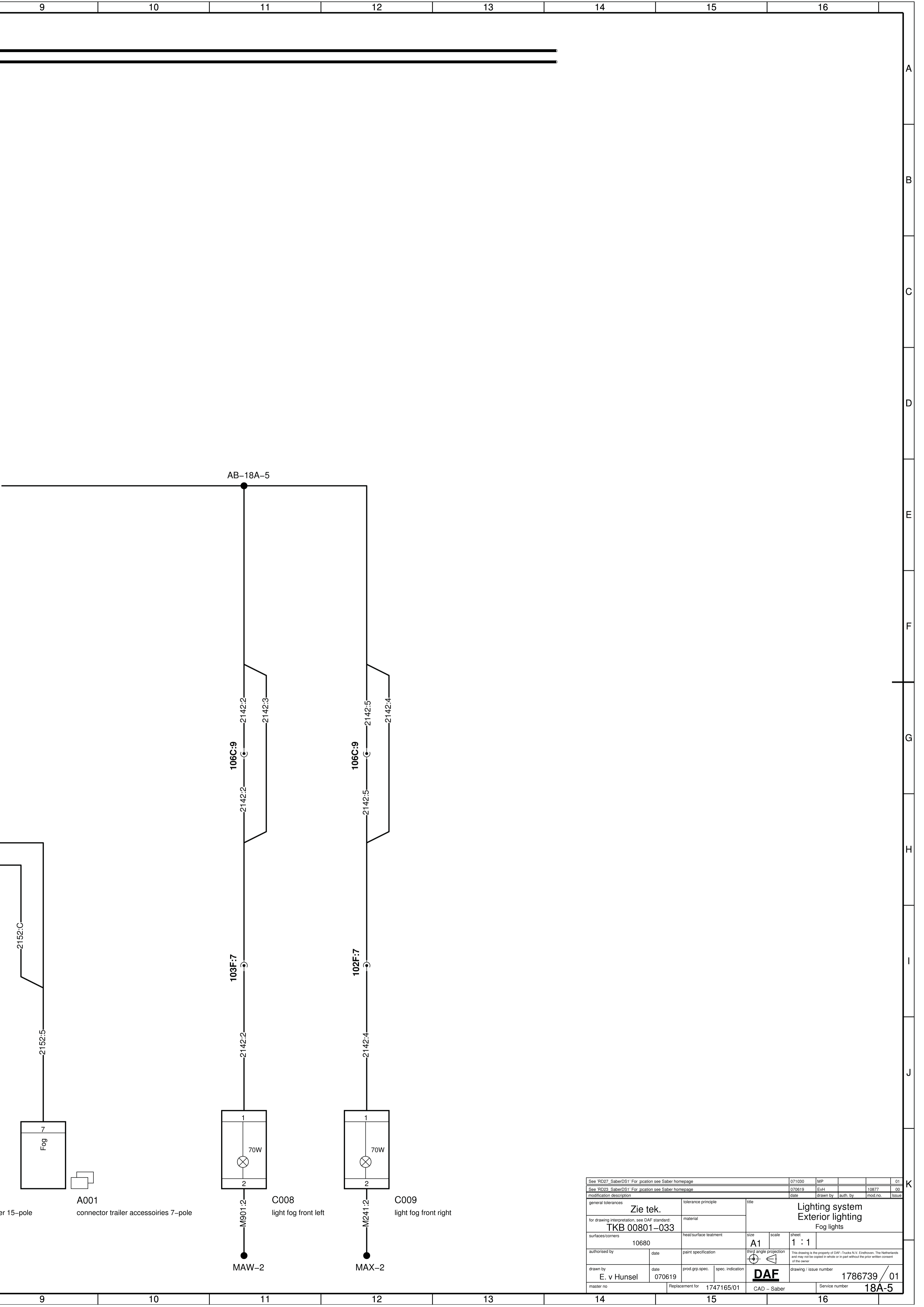
See sheet 1	080207	SB		PMR6494	03
DIV 301 wire 2103.Z removed for AUS	080115	SB		DIV 301	02
See RD24_SaberOS1 For location see Saber homepage	070823	MP			01
See RD23_SaberOS1 For location see Saber homepage	070608	EVH		17815	00
modification description	date	drawn by	auth. by	mod. no.	issue
general tolerances	Zie tek.		tolerance principle	title	
for drawing interpretation, see DAF standard:	TKB 00801-033		material	Lighting system Exterior lighting Reverse lights	
surfaces/corners	size	scale	sheet		
authorised by	date	paint specification	size	scale	sheet
drawn by	date	prod.grp.spec.	spec. indication	drawing / issue number	
master no	Replacement for	1781646/01	CAD - Saber	Service number	18A-3



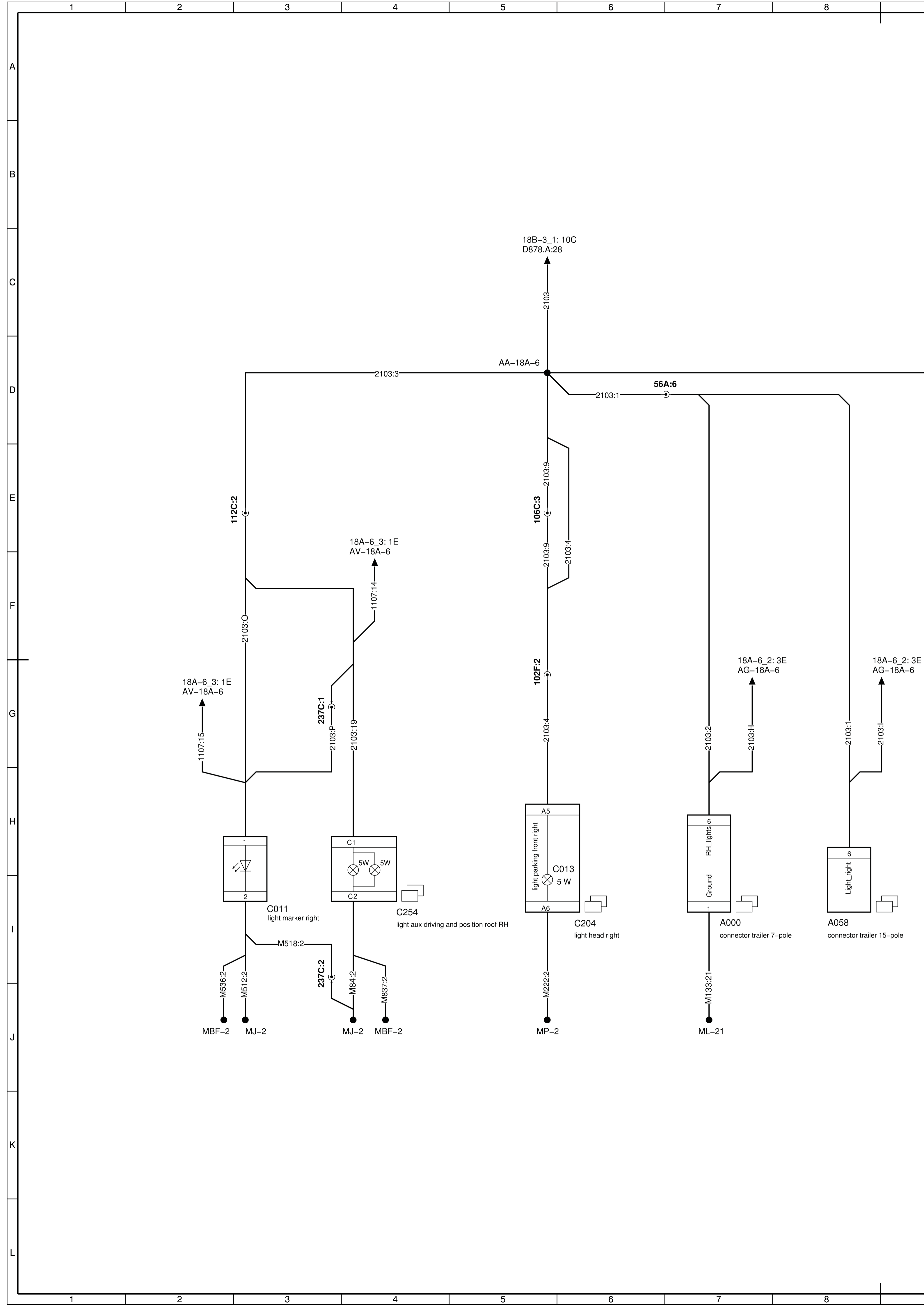


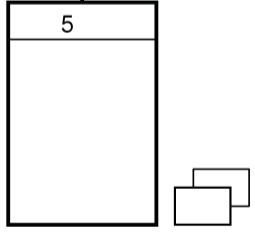
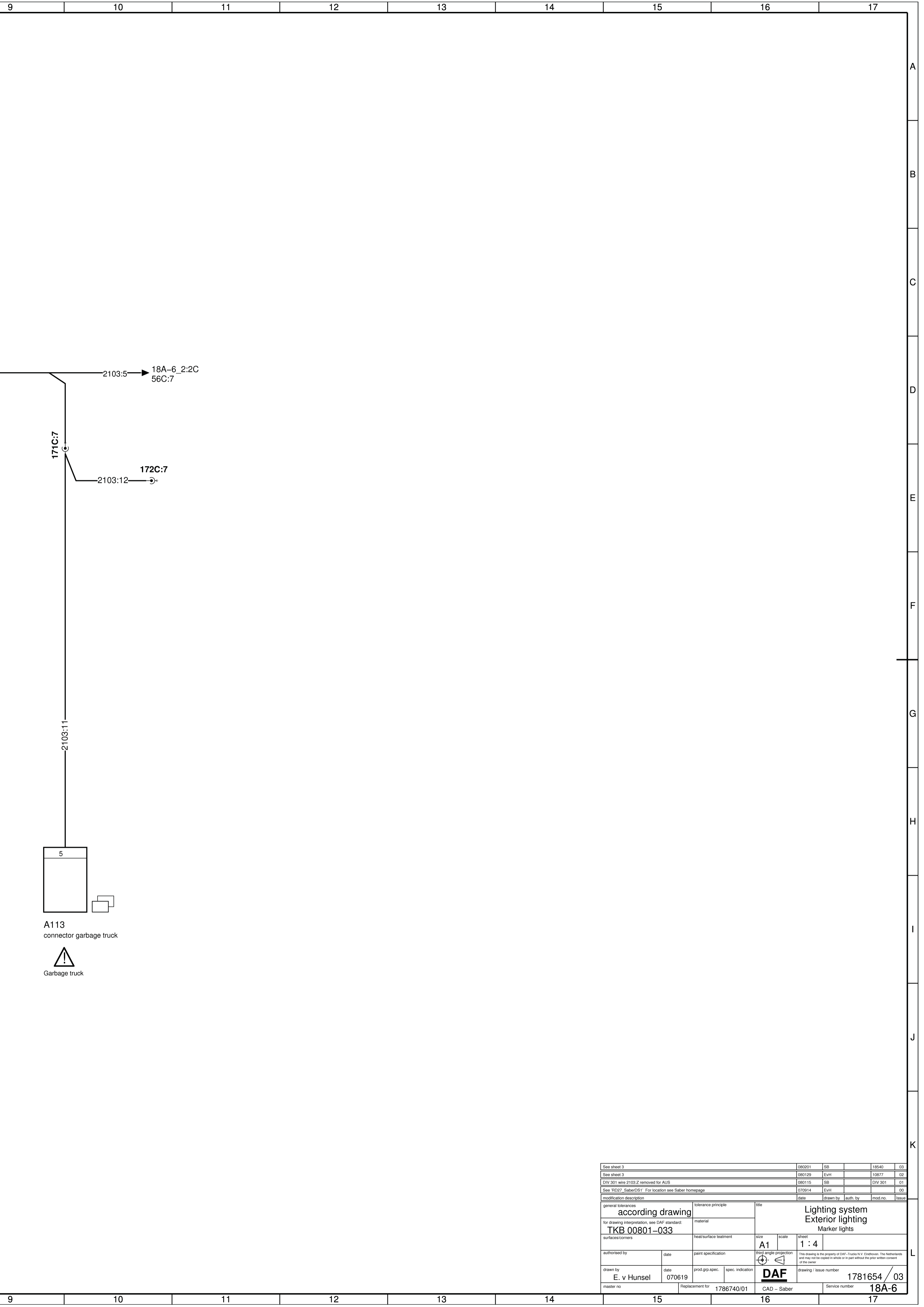
Connector 242C turned, male / female		080129	EVH	10877	01
See 'RD27_SaberOS1' For location see Saber homepage		070914	EVH	64725	00
modification description		date	drawn by	auth. by	mod. no.
general tolerances	Zie tek.	tolerance principle	title		
for drawing interpretation, see DAF standard:	TKB 00801-033	material	Lighting system Exterior lighting Rotating beacons + Auxiliary lights		
surfaces/corners		heat/surface treatment	size	scale	sheet
authorised by		paint specification	A1	1 : 1	
drawn by	E. v Hunsel	date	070914	prod.grp.spec.	spec. indication
master no.		Replacement for	1781643/02	DAF	drawing / issue number
		Service number	1791320 / 01		
		Service number	18A-4		





See RD27 - SaberOS1* For application see Saber homepage		071030	MP			01
See RD23 - SaberOS1* For application see Saber homepage		070619	EVH		10677	00
modification description		date	drawn by	auth. by	mod.no.	issue
general tolerances	Zie tek.	tolerance principle	title			
for drawing interpretation, see DAF standard:	TKB 00801-033	material	Lighting system Exterior lighting Fog lights			
surfaces/corners	10680	heat/surface treatment	size	scale	sheet	
authorised by		paint specification	A1	1 : 1		
drawn by	E. v Hunsel	date	070619	prod.grp.spec.	spec. indication	
master no.		Replacement for	1747165/01	CAD - Saber	Service number	18A-5
			DAF	drawing / issue number	1786739 / 01	





A113
connector garbage truck



Garbage truck

See sheet 3	080201	SB	18540	03
See sheet 3	080129	EvH	10877	02
DIV 301 wire 2103.2 removed for AUS		080115	SB	DIV 301 01
See 'RD27 SaberDS1' For location see Saber homepage		070914	EvH	00
modification description	date	drawn by	auth. by	mod. no.
general tolerances	tolerance principle	title		
according drawing	material	Lighting system Exterior lighting Marker lights		
for drawing interpretation, see DAF standard: TKB 00801-033	heat/surface treatment	size	scale	sheet
surfaces/corners	paint specification	A1	1:4	
authorised by	date	third angle projection	This drawing is the property of DAF-Trucks N.V. Eindhoven. The Netherlands and may not be copied in whole or in part without the prior written consent of the owner.	
drawn by	date	prod.grp.spec.	spec. indication	drawing / issue number
E. v Hunsel	070619		DAF	1781654 / 03
master no.	Replacement for	1786740/01	CAD - Saber	Service number 18A-6

18A-6_1:5D
AA-18A-6

56C:7

2103:5

2103:E

AF-18A-6

2103:J

2103:F

2103:D

110F:6

2103:D

2103:Z

2103:D

2103:G

2103:H

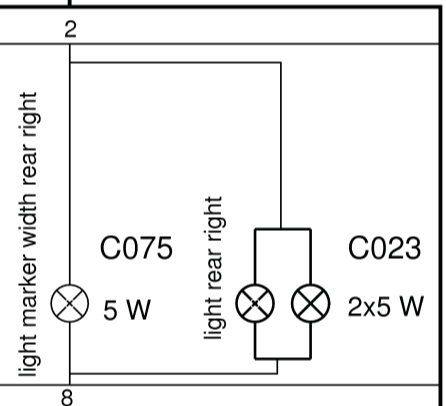
18A-6_1:7H
A000:6

AG-18A-6

2103:I

18A-6_1:8I
A058:6

2103:V



M151:21

M45:20

MM-21

ME-20

1
10W

2

M153:21

MN-21

2A 1

2A 2

M436:20

114F:2

M116:20

MJ-20

MH-20

1

2

M116:20

M53:20

MH-20

MH-20

114F:1

2103:J

2103:7

2103:7

2103:7

2103:7

2103:7

1

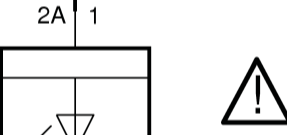
2

M116:20

M53:20

MH-20

MH-20



1

2

M116:20

M53:20

MH-20

MH-20

2103:7

2103:7

2103:7

2103:7

2103:7

2103:7

2103:7

2103:7

2103:7

2103:7

2103:7

2103:7

2103:7

2103:7

2103:7

2103:7

2103:7

2103:7

2103:7

2103:7

2103:7

2103:7

2103:7

2103:7

2103:7

2103:7

2103:7

2103:7

2103:7

2103:7

2103:7

2103:7

2103:7

2103:7

2103:7

2103:7

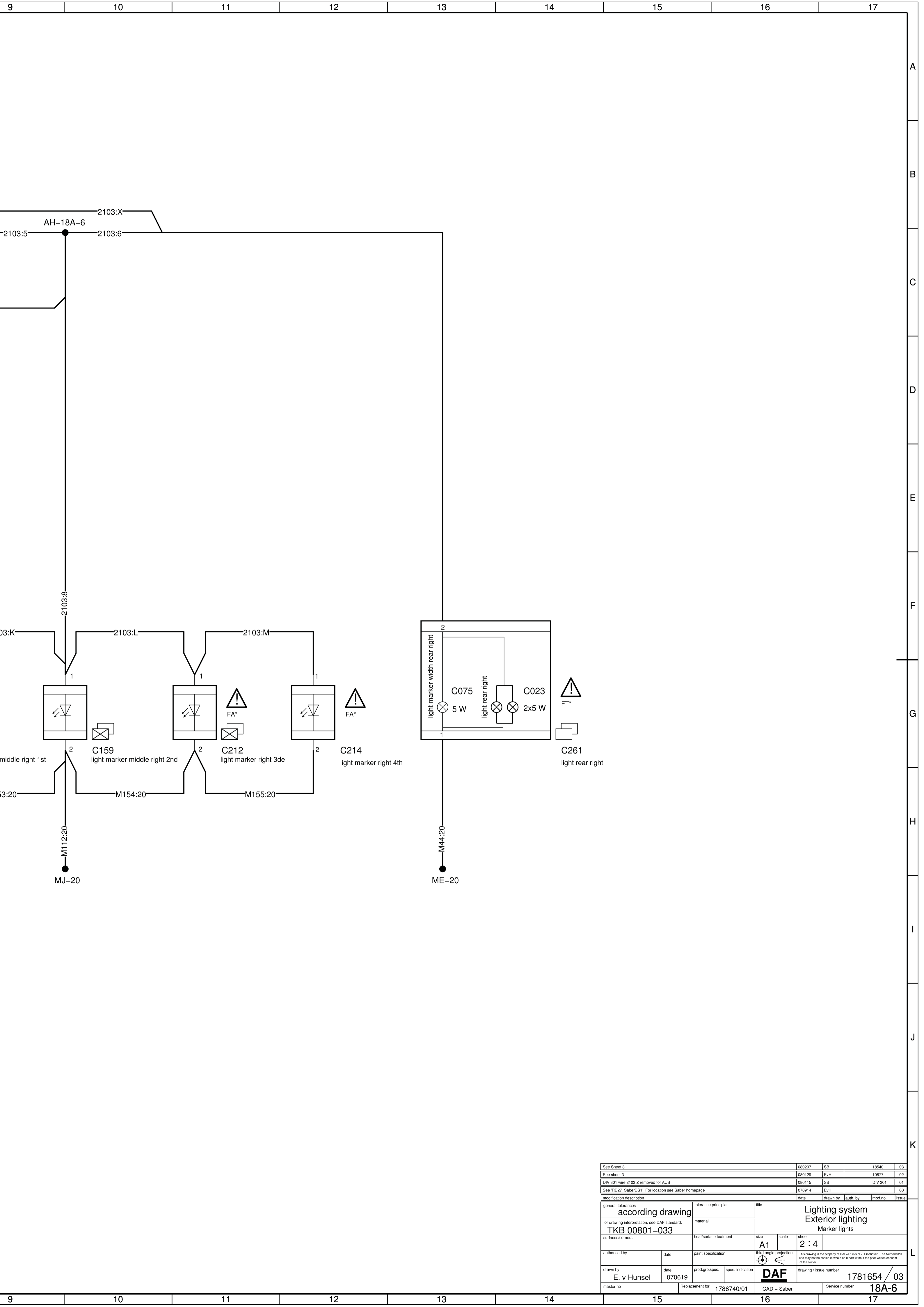
2103:7

2103:7

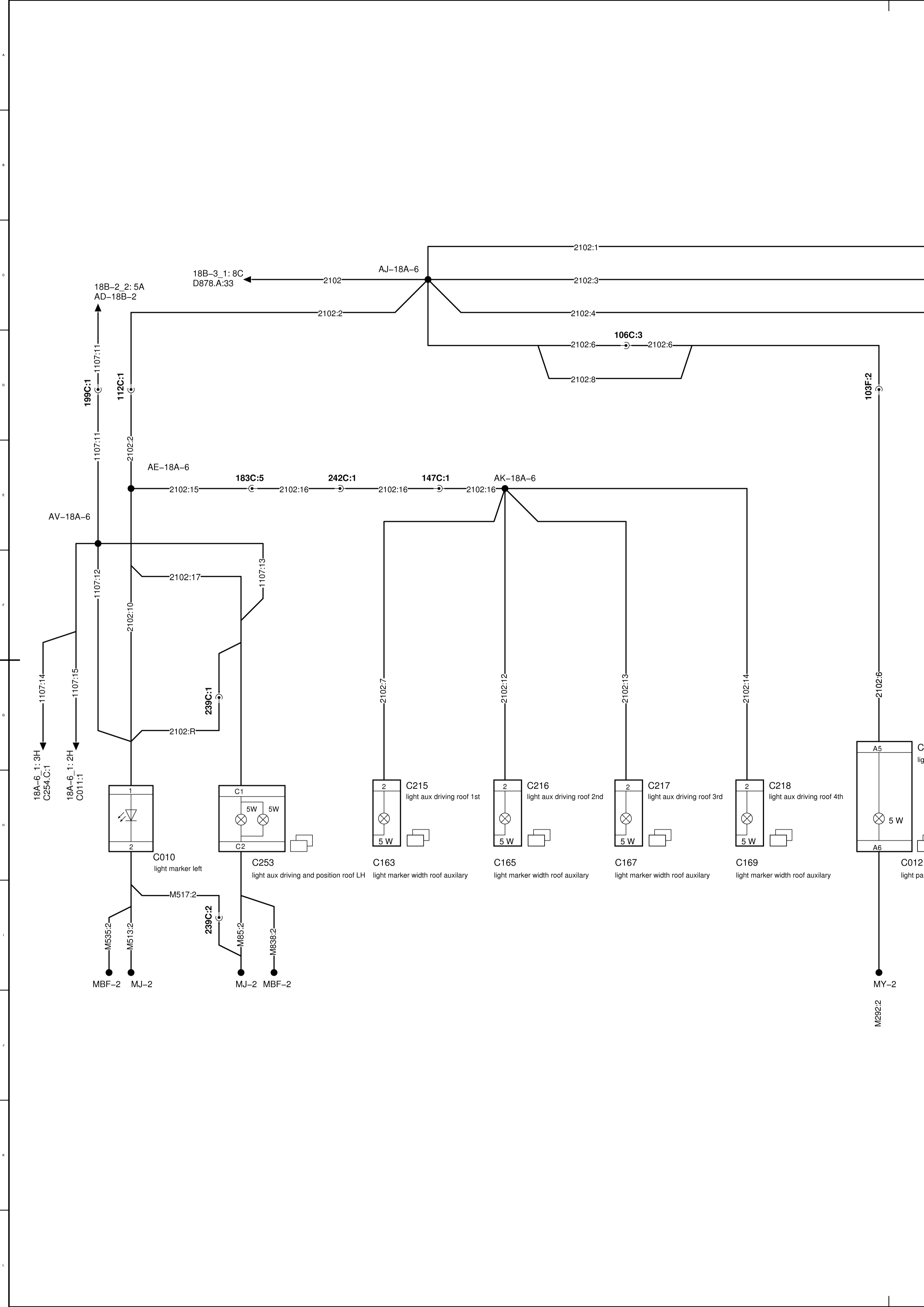
2103:7

2103:7

2103:7



See Sheet 3	080207	SB	18540	03
See sheet 3	080129	EvH	10877	02
DIV 301 wire 2103:Z removed for AUS	080115	SB	DIV 301	01
See 'RD27 SaberDS1' For location see Saber homepage	070914	EvH		00
modification description	date	drawn by	auth. by	mod. no.
general tolerances	according drawing	tolerance principle	title	
for drawing interpretation, see DAF standard:	TKB 00801-033	material	Lighting system Exterior lighting Marker lights	
surfaces/corners	heat/surface treatment	size	scale	sheet
authorised by	date	paint specification	A1	2 : 4
drawn by	date	prod.grp.spec.	spec. indication	third angle projection
E. v Hunsel	070619			
master no.	Replacement for	1786740/01	CAD - Saber	drawing / issue number
				1781654 / 03
				Service number
				18A-6



18B-2_2: 5A
AD-18B-2

18B-3_1: 8C
D878.A:33

AJ-18A-6

2102:1

2102:3

2102:4

106C:3

2102:6

2102:6

2102:8

103F:2

199C:1

112C:1

1107:11

2102:2

AE-18A-6

183C:5

242C:1

147C:1

AK-18A-6

2102:15

2102:16

2102:16

2102:16

AV-18A-6

1107:12

2102:17

1107:13

2102:10

239C:1

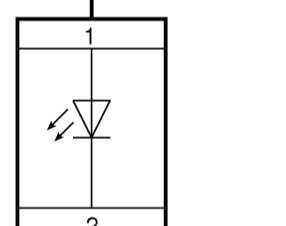
2102:R

1107:14

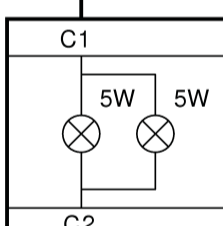
1107:15

18A-6_1: 3H
C254.C:1

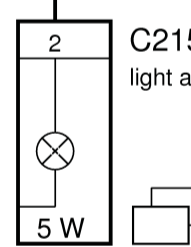
18A-6_1: 2H
C011:1



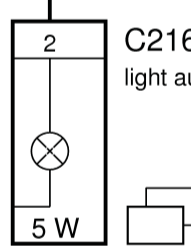
C010
light marker left



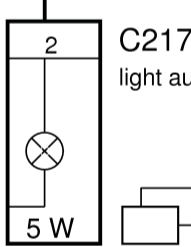
C253
light aux driving and position roof LH



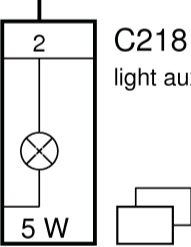
C163
light marker width roof auxiliary



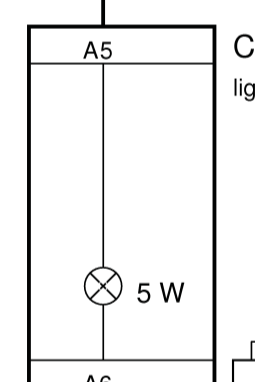
C165
light marker width roof auxiliary



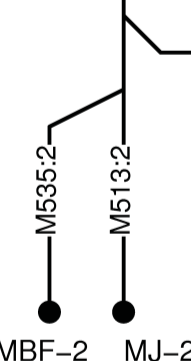
C167
light marker width roof auxiliary



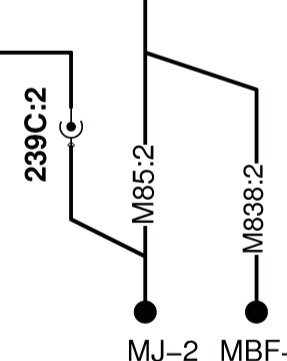
C169
light marker width roof auxiliary



C012
light parking



MBF-2 MJ-2



MJ-2 MBF-2

239C:2

2102:7

2102:12

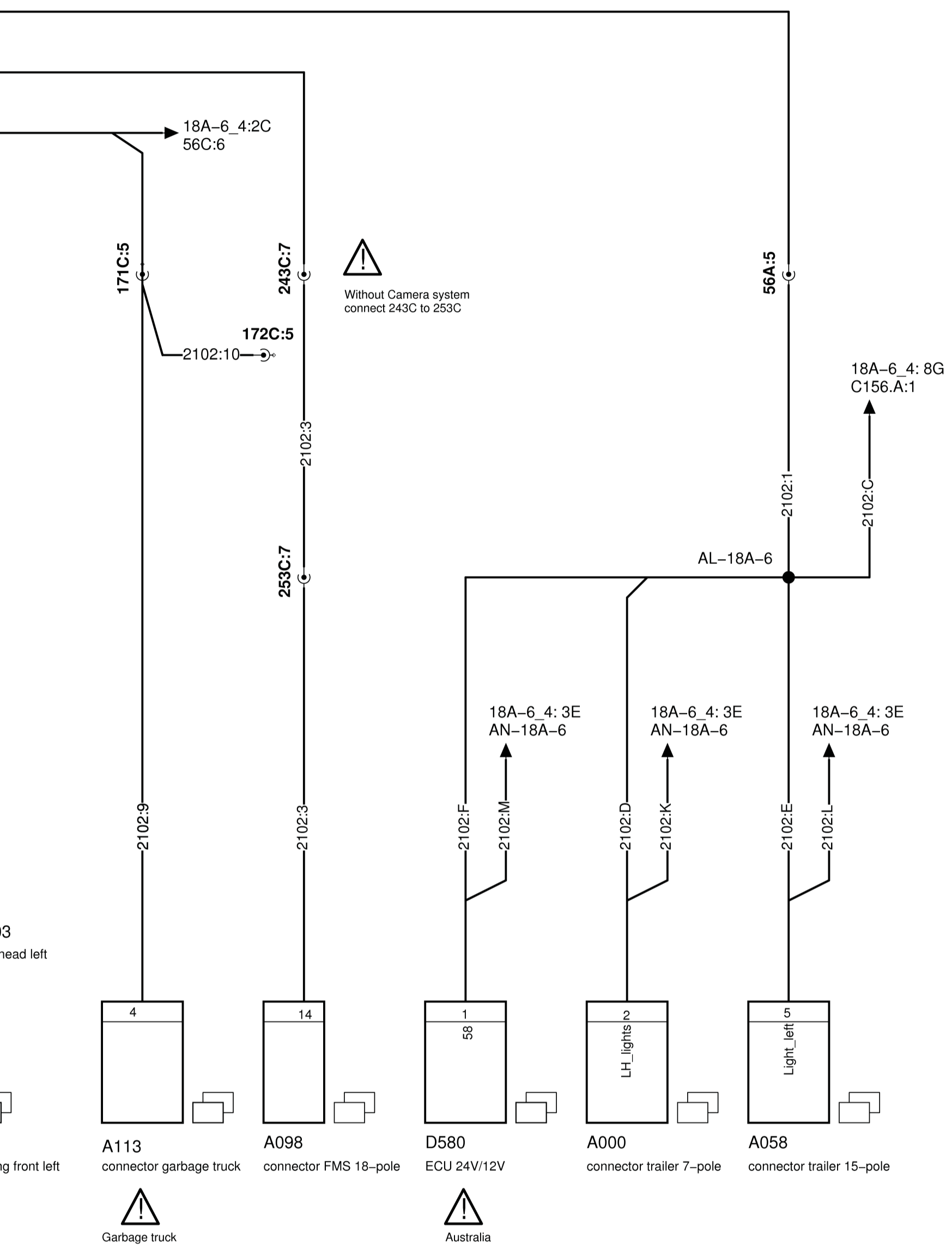
2102:13

2102:14

2102:6

M292:2

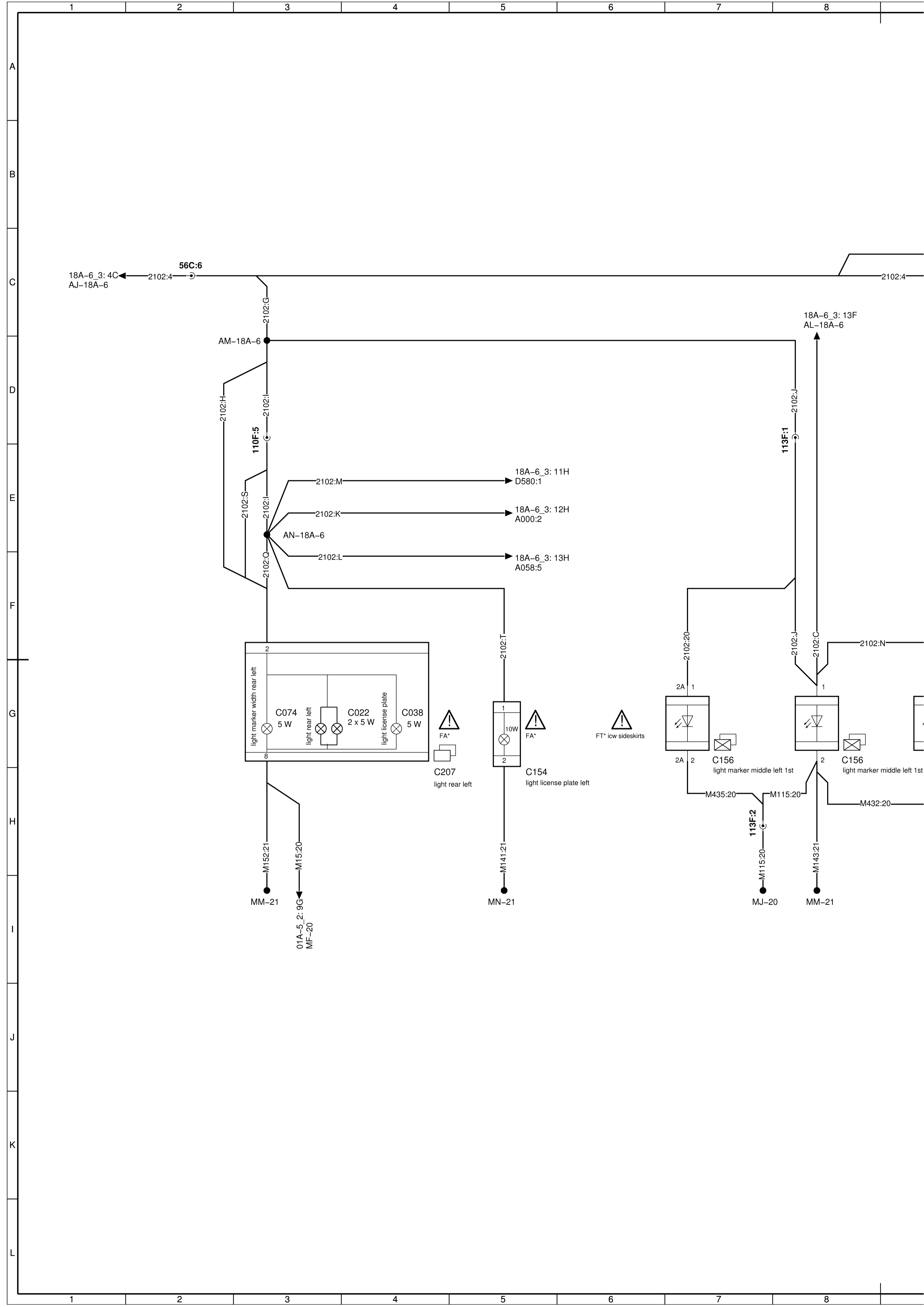
MY-2

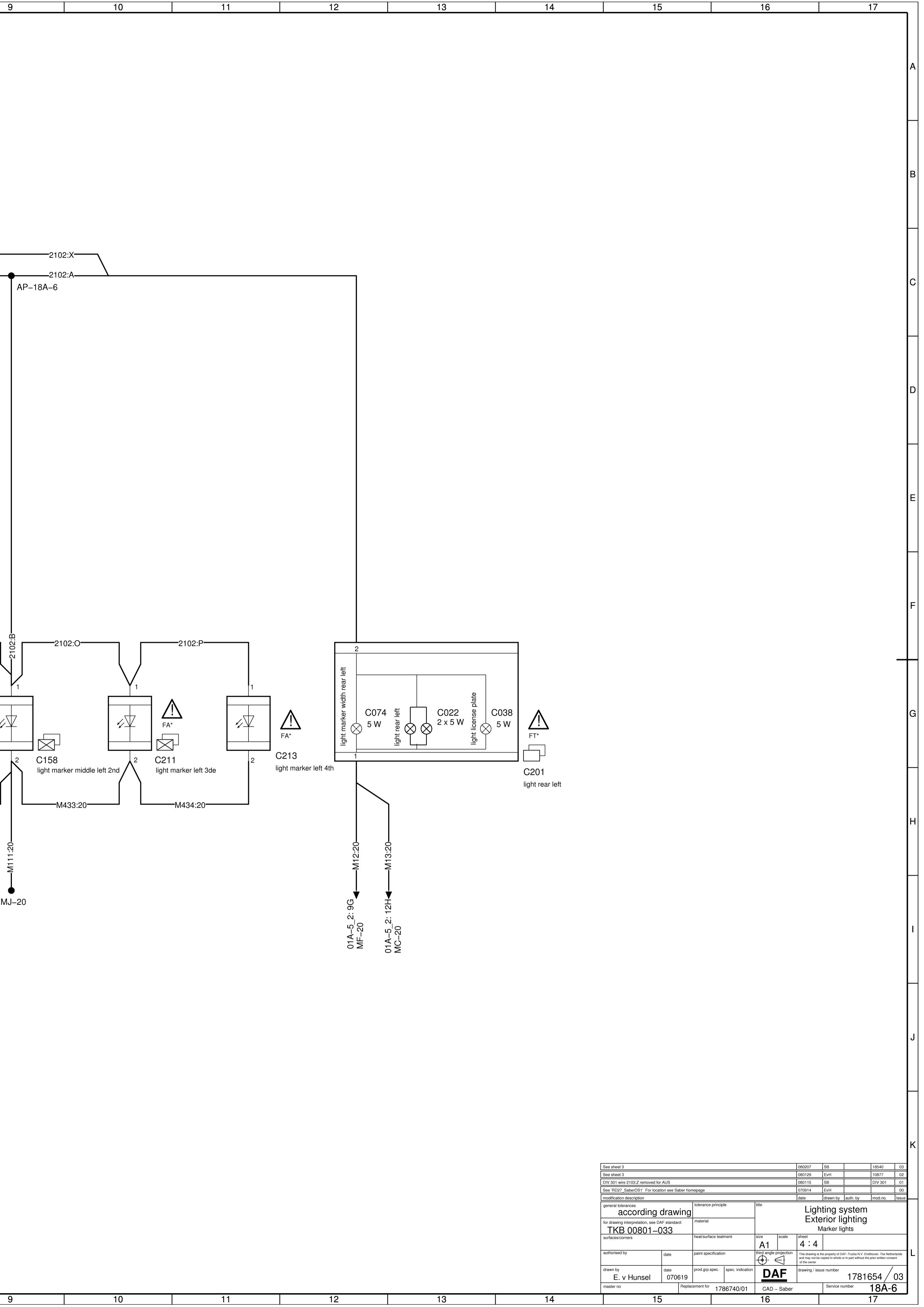


3
head left

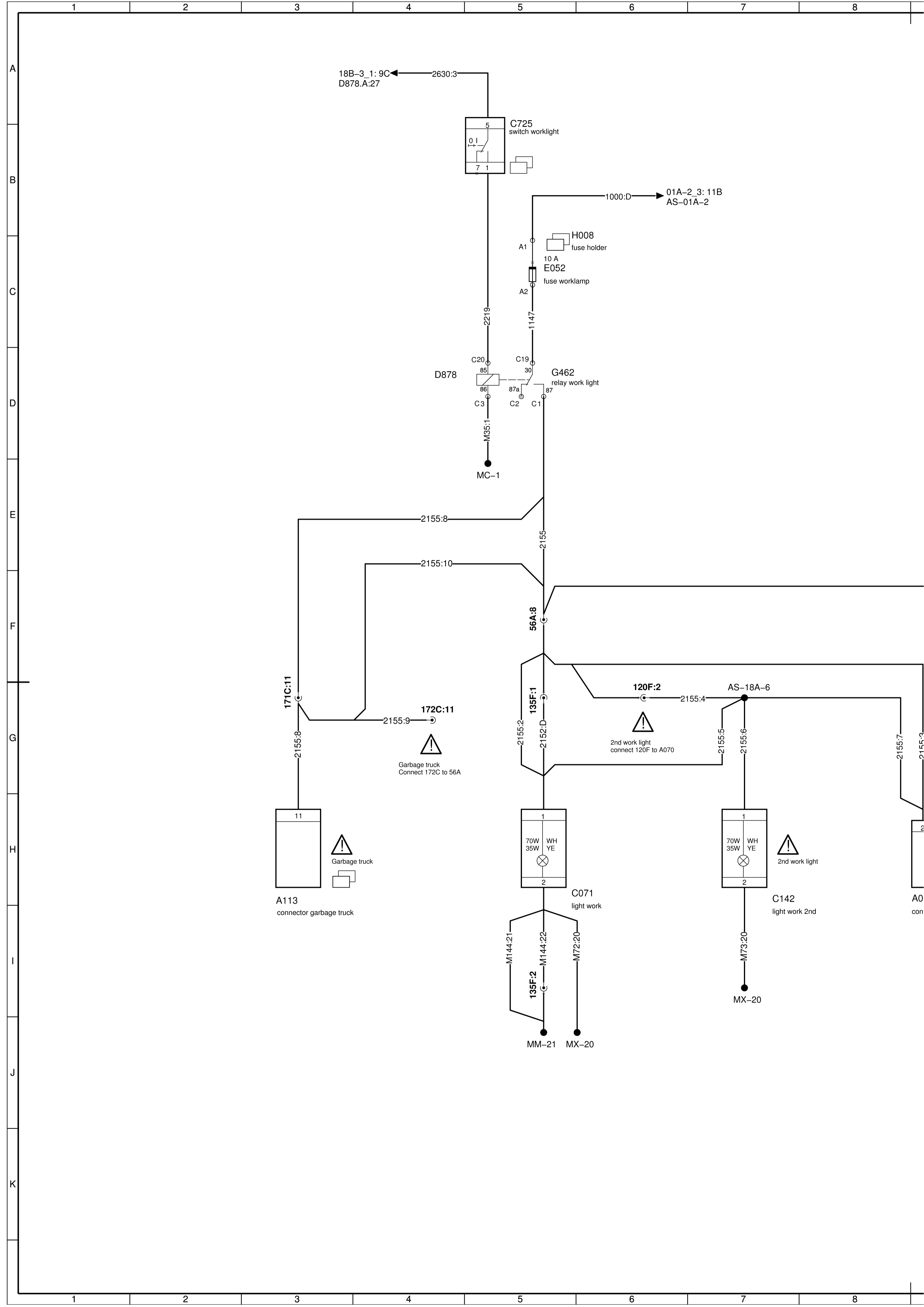
g front left

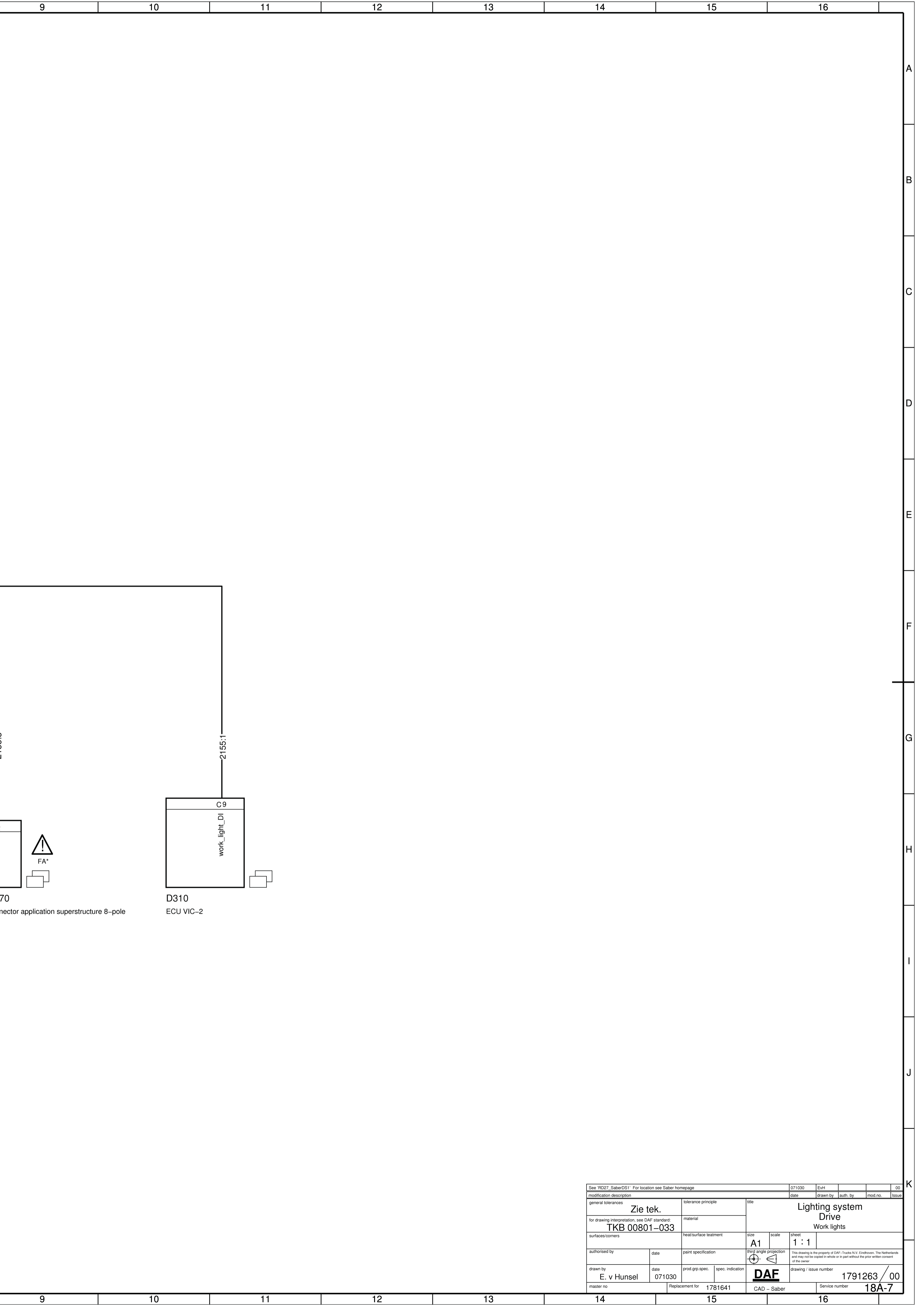
Variant 18540 on wire 2102:1 added	080207	SB	10877	03
Connector 242C turned, male / female	080129	EvH	10877	02
DIV 301 wire 2103.Z removed for AUS	080115	SB	DIV 301	01
See 'RD27 SaberDS1' For location see Saber homepage	070914	EvH		00
modification description	date	drawn by	auth. by	mod. no.
general tolerances	tolerance principle	title		
according drawing		Lighting system		
TKB 00801-033	material	Exterior lighting		
surfaces/corners	heat/surface treatment	size	scale	sheet
		A1	3:4	3:4
authorised by	date	paint specification	third angle projection	This drawing is the property of DAF-Trucks N.V. Eindhoven, The Netherlands and may not be copied in whole or in part without the prior written consent of the owner.
E. v Hunsel	070619	prod.grp.spec.	spec. indication	
master no.	Replacement for	1786740/01	CAD - Saber	Service number
				18A-6





See sheet 3	080207	SB	18540	03
See sheet 3	080129	EvH	10877	02
DIV 301 wire 2103.Z removed for AUS				
	080115	SB	DIV 301	01
See 'RD27 SaberDS1' For location see Saber homepage				
	070914	EvH		00
modification description				
date				
drawn by				
auth. by				
mod. no.				
issue				
general tolerances		tolerance principle		title
according drawing				Lighting system
TKB 00801-033				Exterior lighting
				Marker lights
surfaces/corners		heat/surface treatment		size
				A1
				scale
				4 : 4
authorised by		date		third angle projection
E. v Hunsel		070619		
drawn by		prod.grp.spec.		spec. indication
E. v Hunsel		070619		DAF
master no.		Replacement for		drawing / issue number
		1786740/01		1781654 / 03
		CAD - Saber		Service number
				18A-6

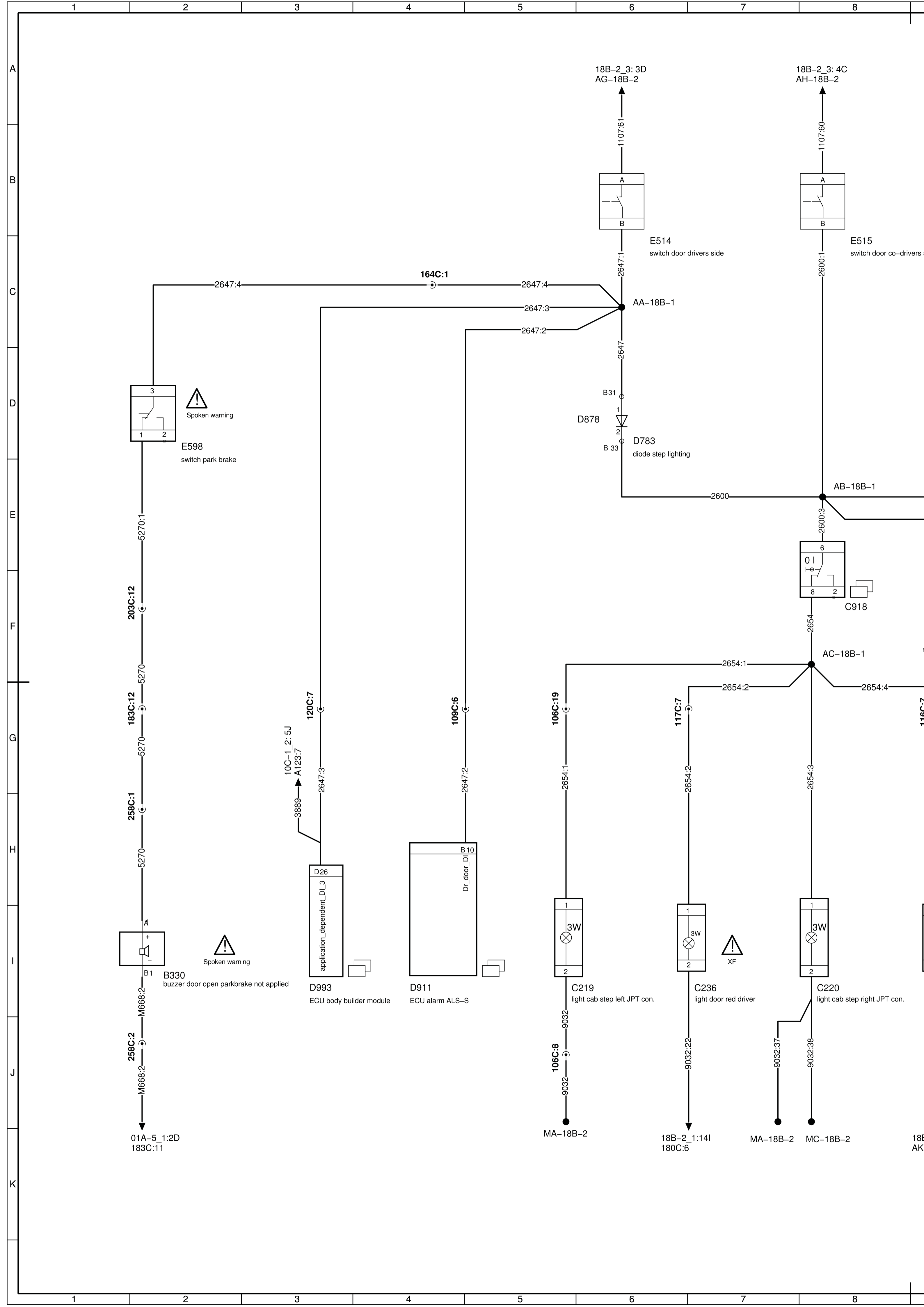


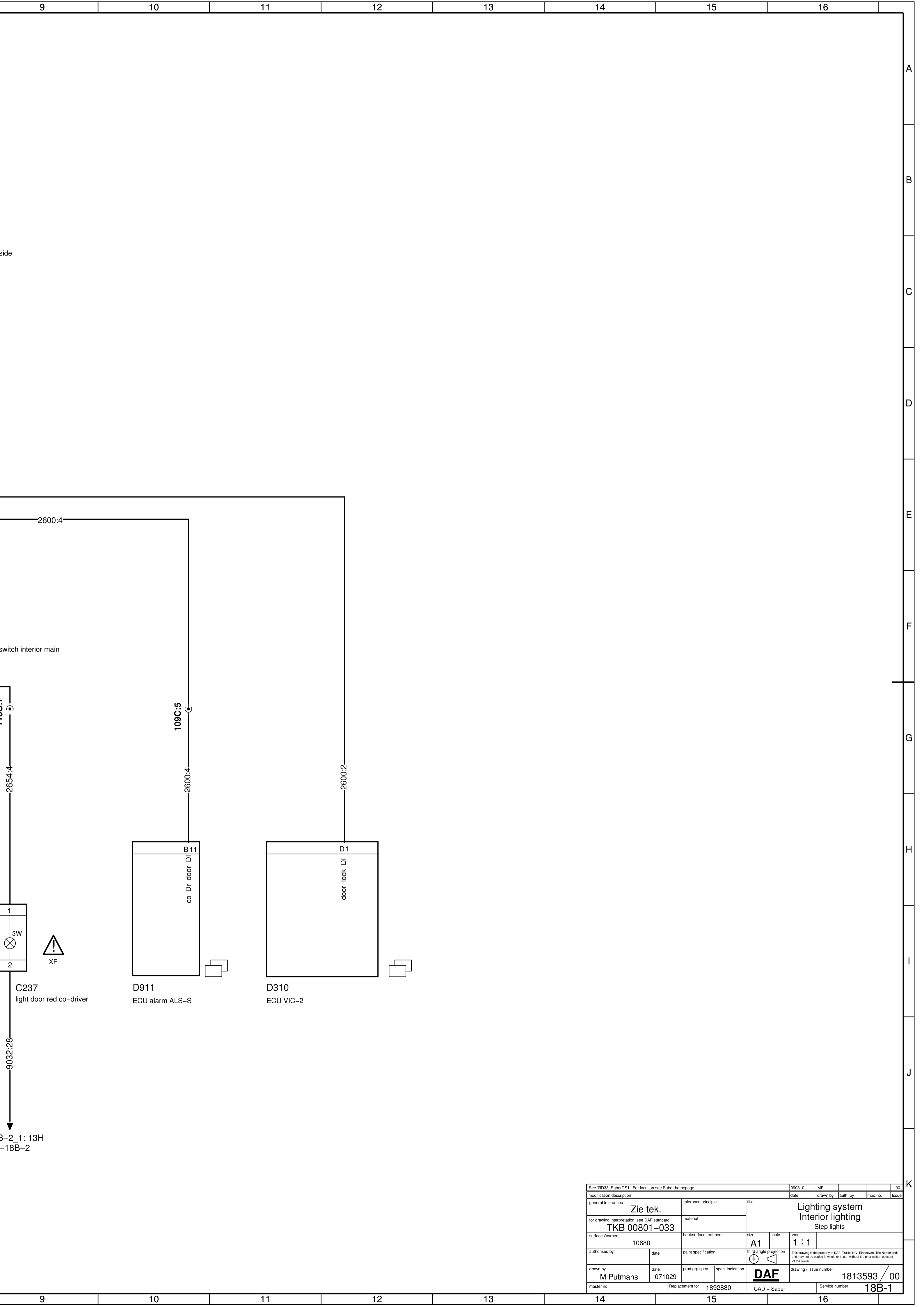


connector application superstructure 8-pole

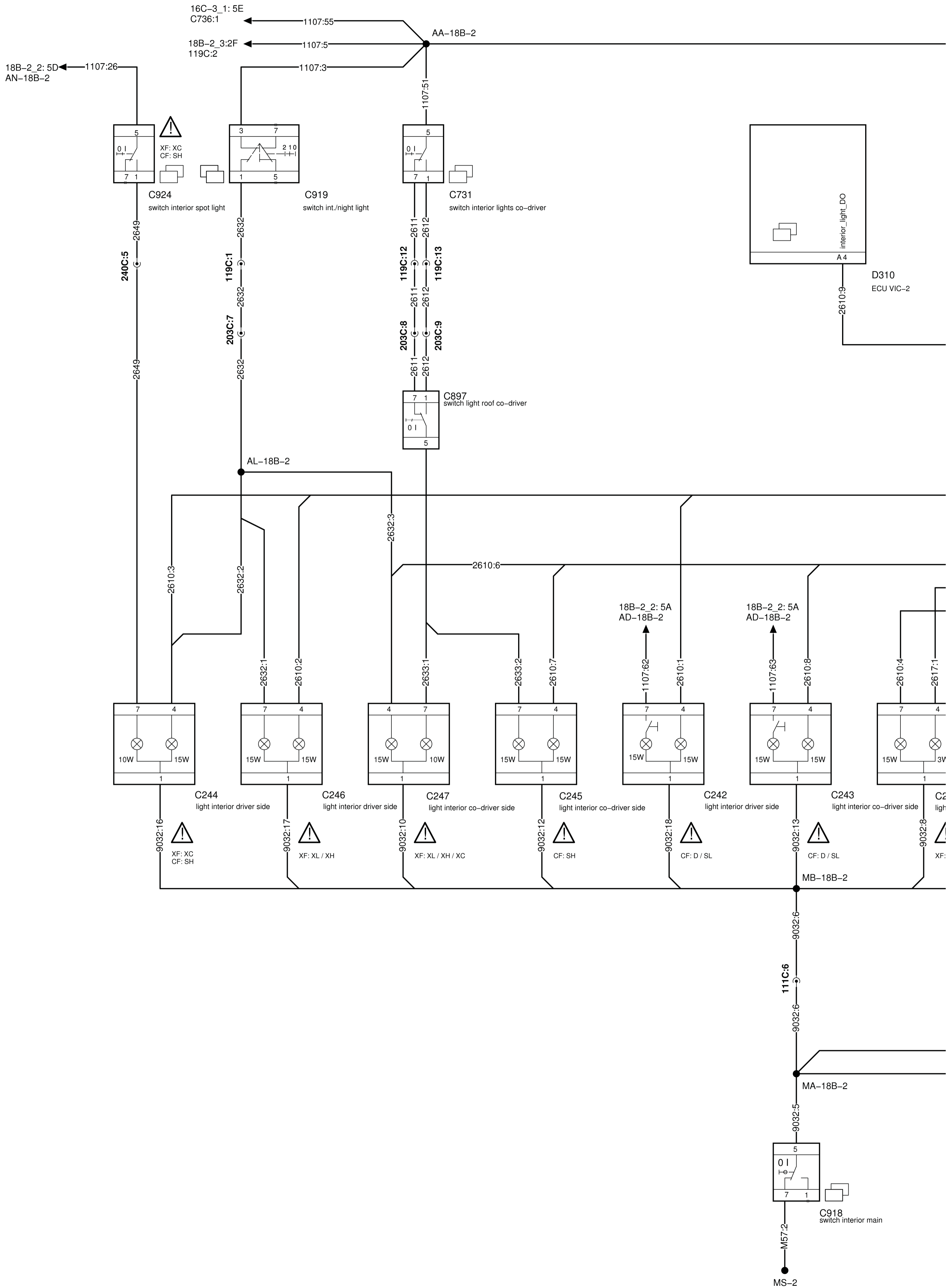
D310
ECU VIC-2

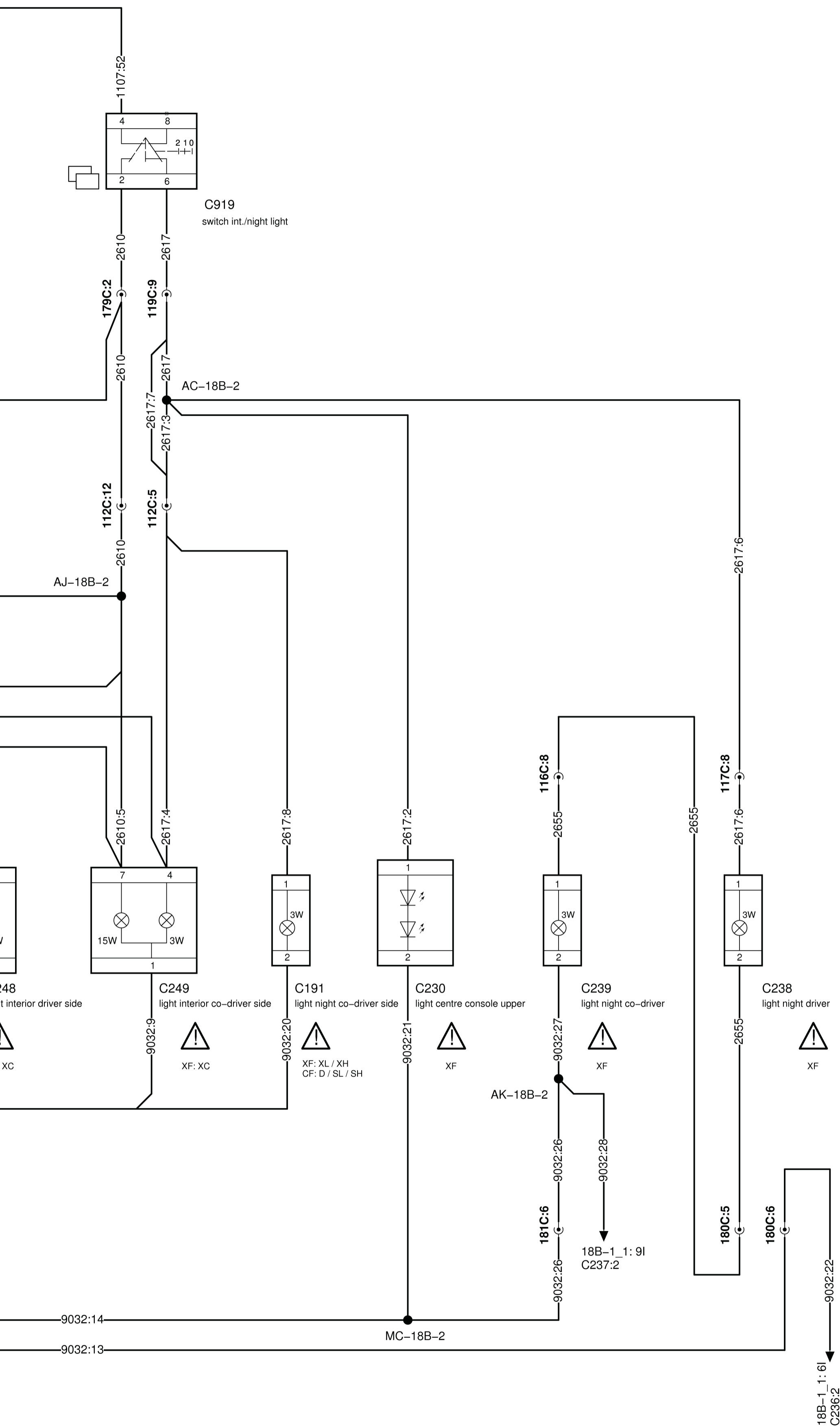
See 'RD27_SaberOS1' For location see Saber homepage				071030	EvH			00
modification description		date		drawn by	auth. by	mod. no.		Issue
general tolerances		tolerance principle		title				
Zie tek.				Lighting system Drive Work lights				
for drawing interpretation, see DAF standard:		material						
TKB 00801-033								
surfaces/corners		heat/surface treatment		size	scale	sheet		
				A1	1 : 1			
authorised by		date	paint specification		third angle projection		This drawing is the property of DAF-Tuuske N.V., Eindhoven. The Netherlands and may not be copied in whole or in part without the prior written consent of the owner.	
drawn by		date	prod.grp.spec.	spec. indication		drawing / issue number		
E. v Hunsel		071030				1791263 / 00		
master no.		Replacement for		CAD - Saber		Service number		
		1781641				18A-7		



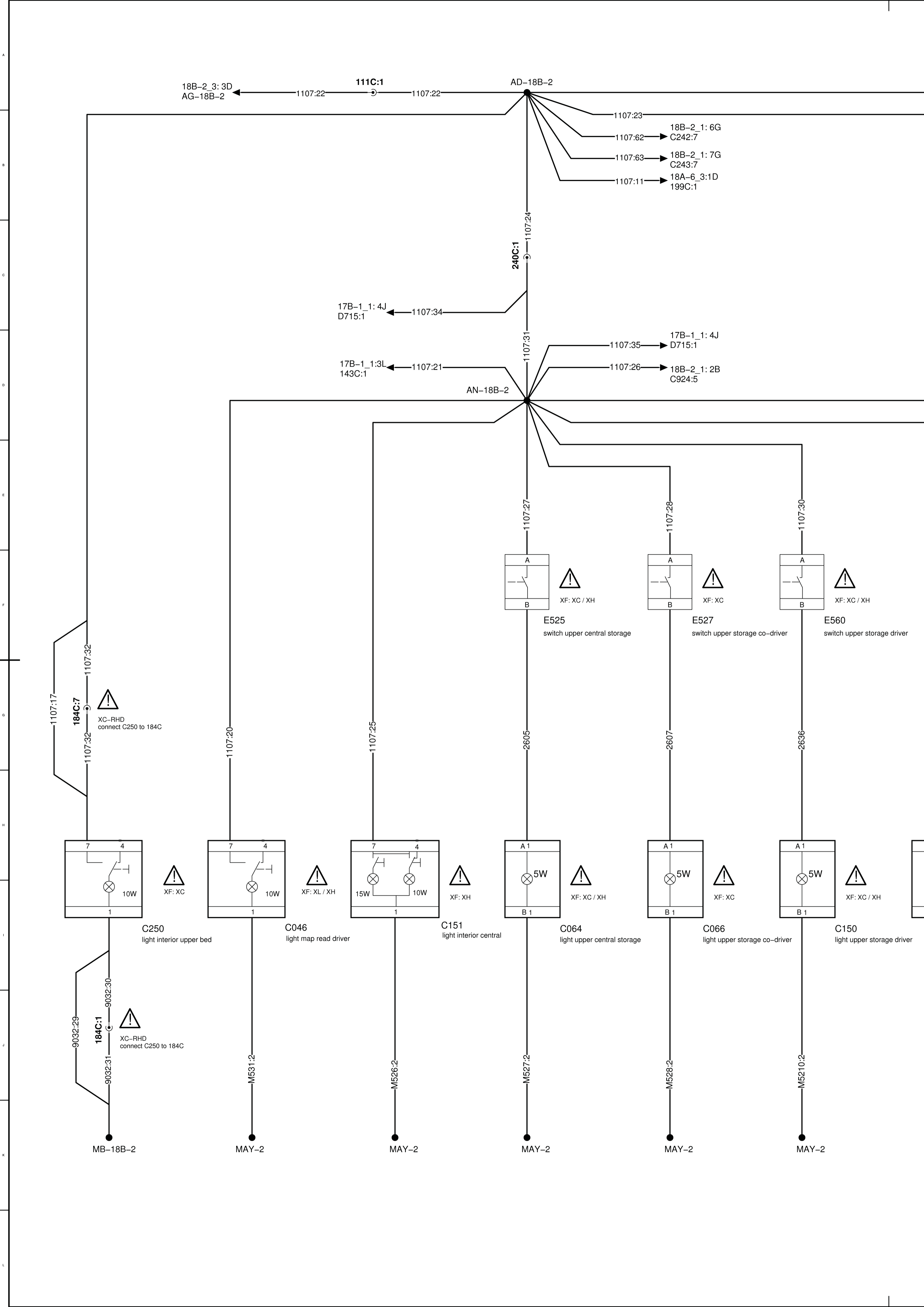


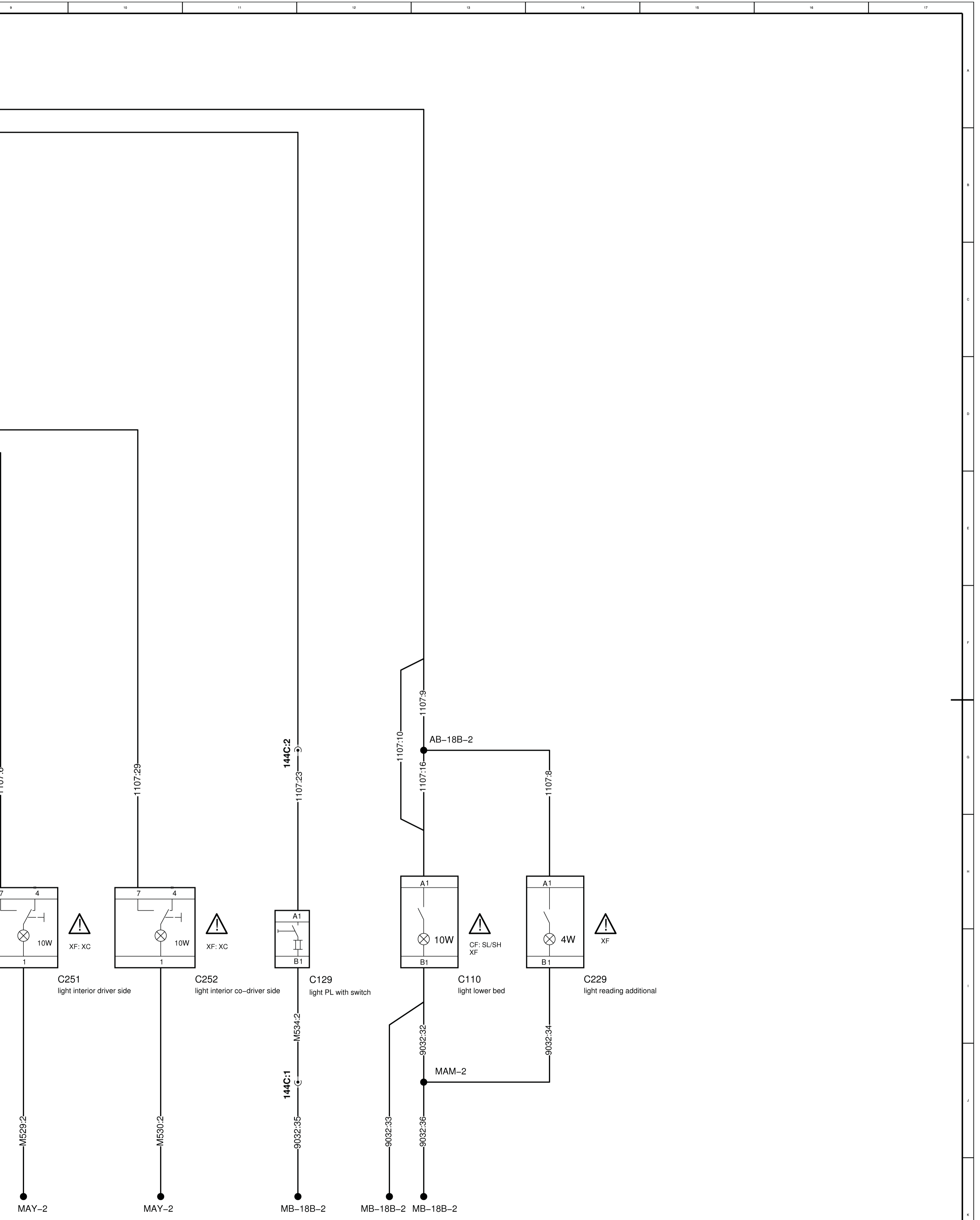
See 'RD33_SaberOS1' For location see Saber homepage				090310	MP			00
modification description		date		drawn by		auth. by		mod. no.
general tolerances		tolerance principle		title				
Zie tek.				Lighting system Interior lighting Step lights				
for drawing interpretation, see DAF standard:		material						
TKB 00801-033								
surfaces/corners		heat/surface treatment		size	scale	sheet		
10680				A1	1 : 1			
authorised by		date		paint specification		third angle projection		This drawing is the property of DAF-Tuuske N.V., Eindhoven. The Netherlands and may not be copied in whole or in part without the prior written consent of the owner.
drawn by		date		prod.grp.spec.		spec. indication		
M Putmans		071029				DAF		drawing / issue number
1813593 / 00		Replacement for		1892880		CAD - Saber		Service number
18B-1								



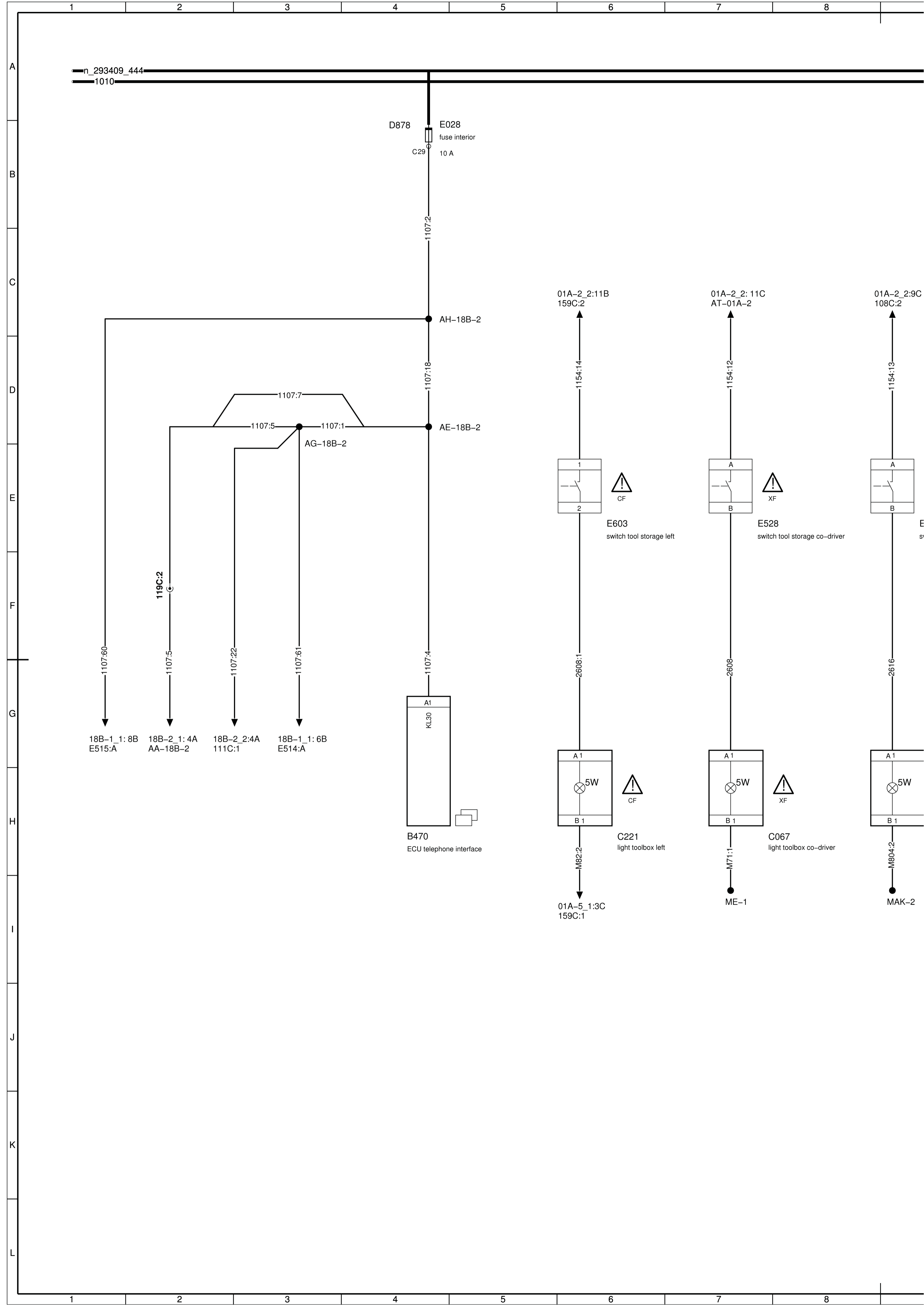


Wire MS7:2 splice MS-2 was MD-2.		080208	EvH	10877	01
See 'RD27 SaberDS1' For location see Saber homepage		070921	EvH		00
modification description		date	drawn by	auth. by	mod. no.
general tolerances		tolerance principle		title	
according drawing				Lighting system	
TKB 00801-033		material		Interior lighting	
surfaces/corners		heat/surface treatment		size	sheet
				A1	1:4
authorised by	date	paint specification	third angle projection		
for drawing interpretation, see DAF standard:		prod. grp. spec.		spec. indication	
E v Hunsel		070921		DAF	
drawing / issue number		1791326 / 01		Service number	
18B-2		Replacement for		1784156	
CAD - Saber					





See sheet 01	080208	EvH	10877	01
See 'RD27' SaberDS1' For location see Saber homepage	070921	EvH		00
modification description	date	drawn by	auth. by	mod. no.
general tolerances	tolerance principle	title		
according drawing		Lighting system		
for drawing interpretation, see DAF standard:	material	Interior lighting		
TKB 00801-033	heat/surface treatment	size	scale	sheet
surfaces/corners		A1	2:4	
authorised by	date	paint specification	third angle projection	
			This drawing is the property of DAF-Trucks N.V. Eindhoven. The Netherlands and may not be copied in whole or in part without the prior written consent of the owner.	
drawn by	date	prod.grp.spec.	spec. indication	drawing / issue number
E v Hunsel	070921		DAF	1791326 / 01
master no.	Replacement for	1784156	CAD - Saber	Service number
				18B-2



9	10	11	12	13	14	15	16	17
								A
								B
								C
								D
								E
								F
								G
								H
								I
								J
								K
								L



XF

:529
switch tool storage driver



XF

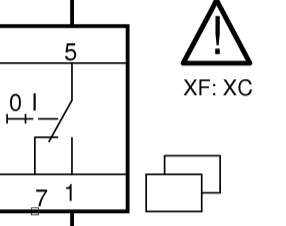
C068
light toolbox driver

See sheet 01		080208	EvH	10877	01
See 'RD27 SaberDS1' For location see Saber homepage		070921	EvH		00
modification description		date	drawn by	auth. by	mod. no.
general tolerances	according drawing	tolerance principle	title		
for drawing interpretation, see DAF standard:	TKB 00801-033	material	Lighting system Interior lighting Interior lights		
surfaces/corners		heat/surface treatment	size	scale	sheet
			A1	3 : 4	
authorised by	date	paint specification	third angle projection		This drawing is the property of DAF-Trucks N.V. Eindhoven. The Netherlands and may not be copied in whole or in part without the prior written consent of the owner.
drawn by	date	prod. grp. spec.	DAF		
E v Hunsel	070921	spec. indication	drawing / issue number		1791326 / 01
master no.	Replacement for	1784156	CAD - Saber		Service number
					18B-2

9	10	11	12	13	14	15	16	17
---	----	----	----	----	----	----	----	----

01A-3_5:8F
240C:2

1258:17



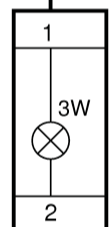
XF: XC

C922
switch roof lights

2634

AF-18B-2

2634:1



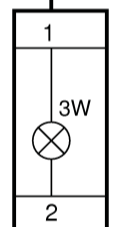
XF: XC

C232
light roof console

M521:2

MAY-2

2634:2



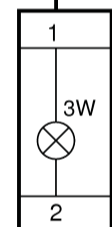
XF: XC

C233
light roof console

M522:2

MAY-2

2634:3

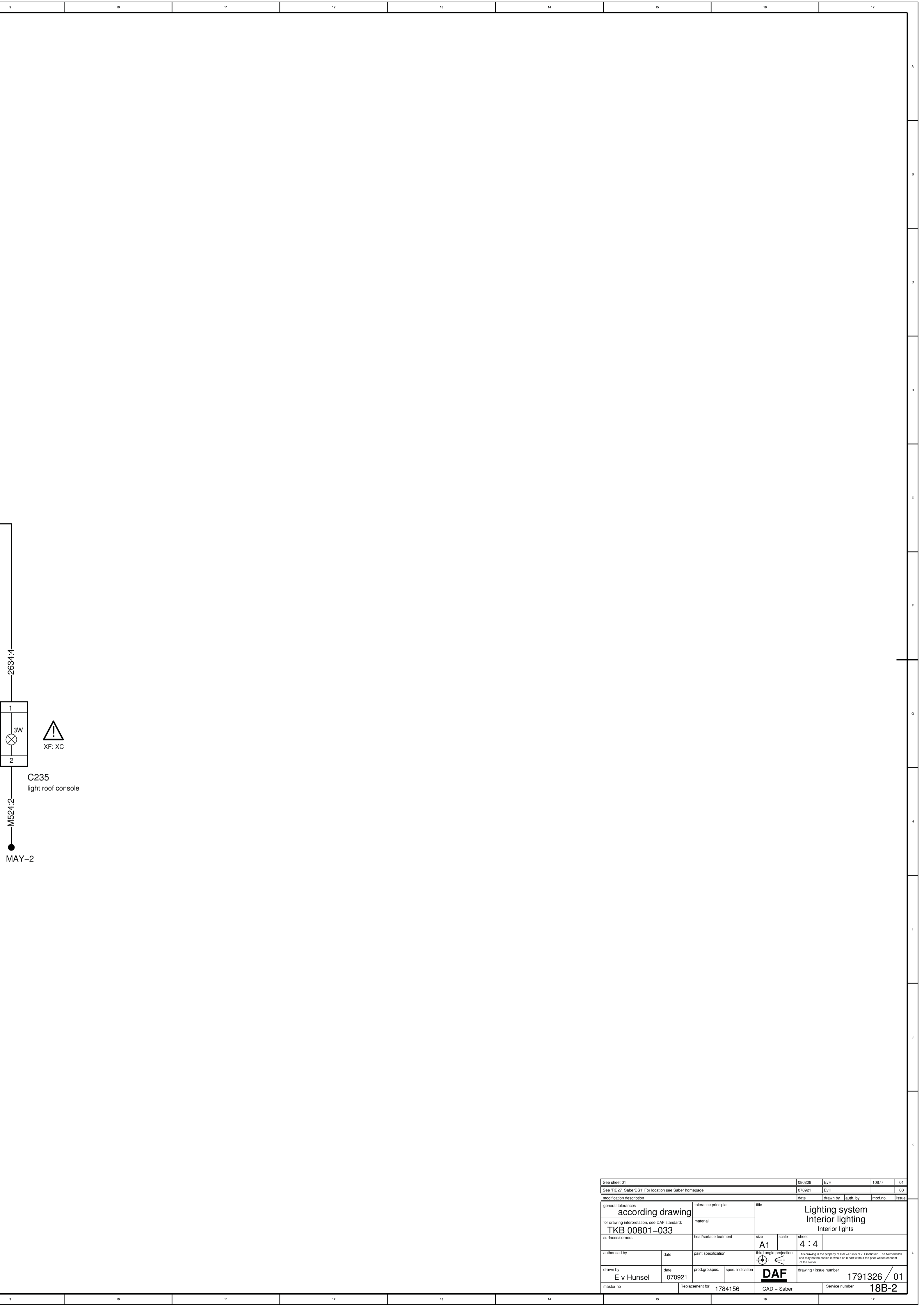


XF: XC

C234
light roof console

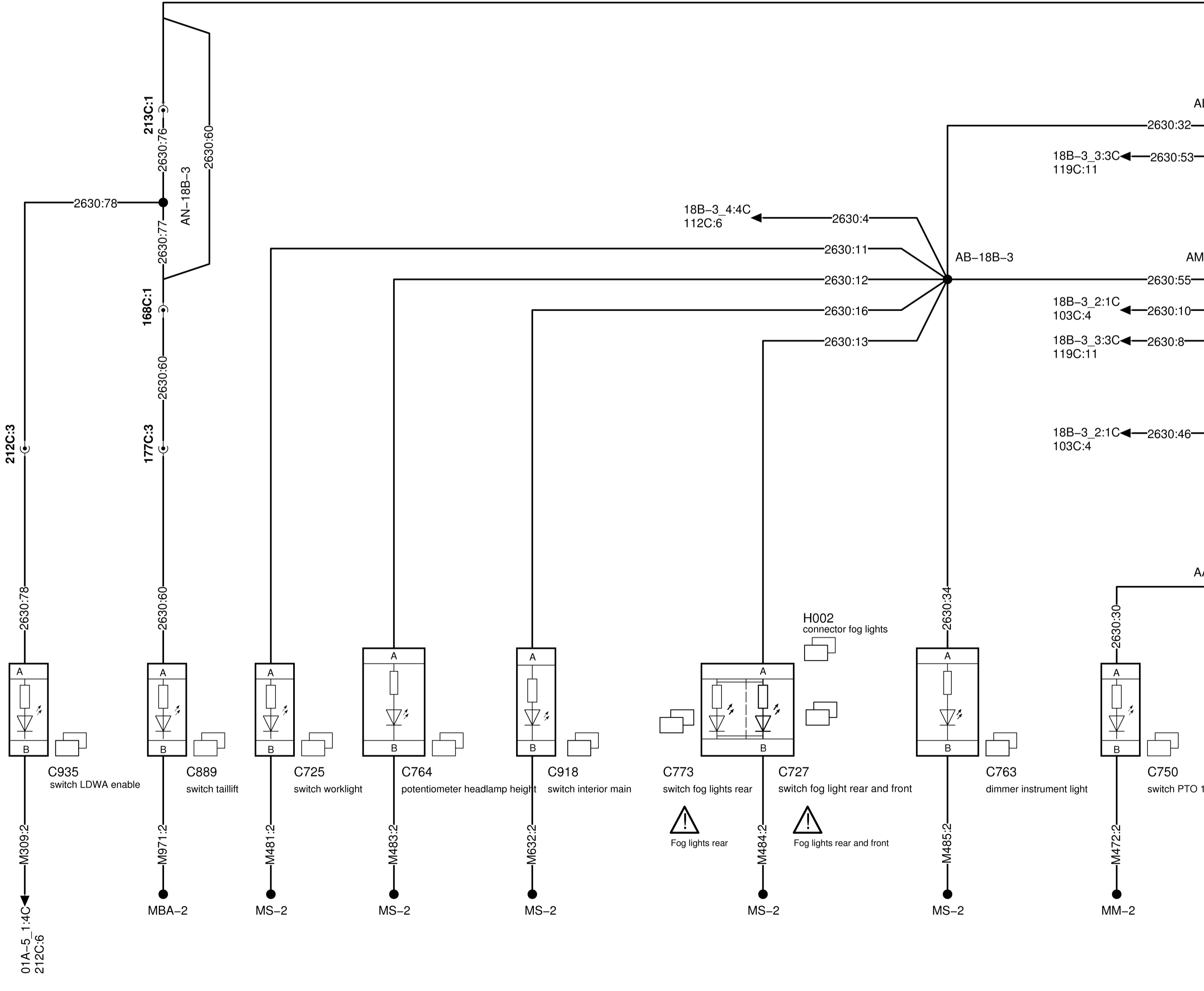
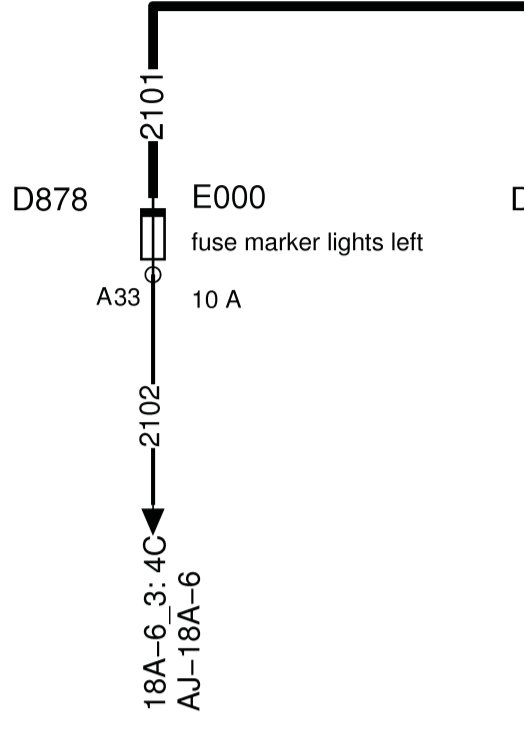
M523:2

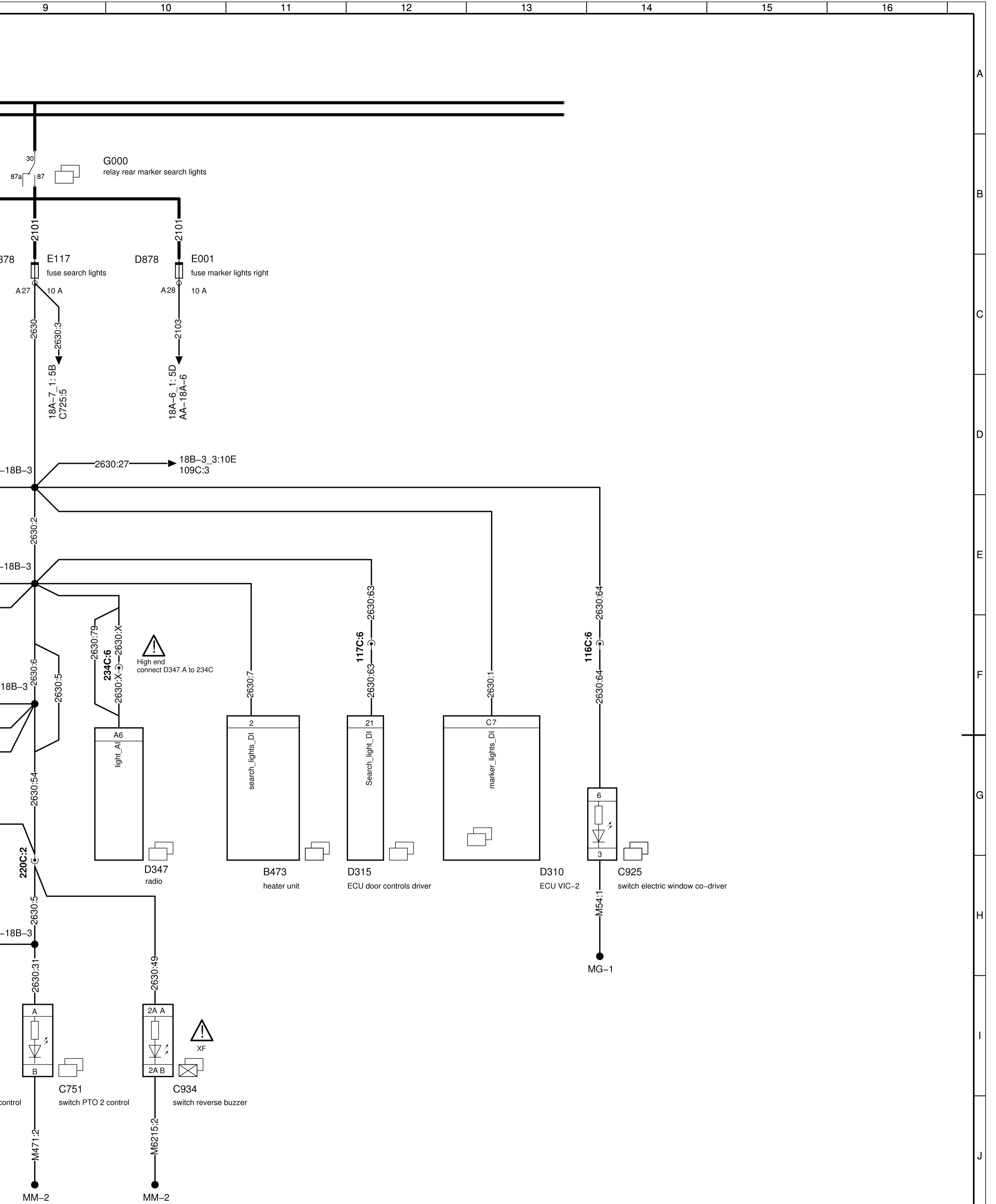
MAY-2



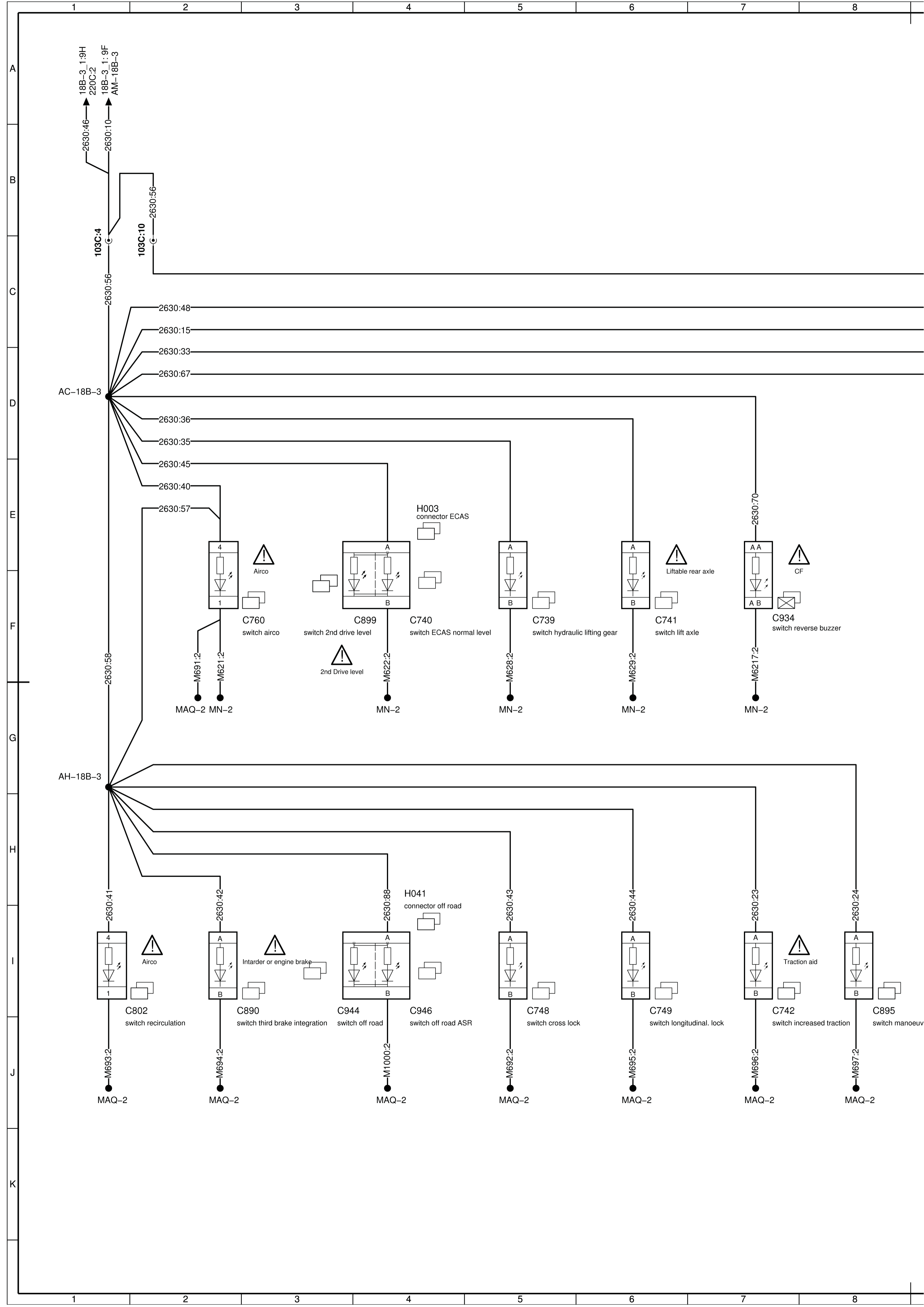
See sheet 01		080208	EvH	10877	01
See 'RD27 SaberDS1' For location see Saber homepage		070921	EvH		00
modification description		date	drawn by	auth. by	mod.no.
general tolerances	according drawing	tolerance principle	title		
for drawing interpretation, see DAF standard:	TKB 00801-033	material	Lighting system Interior lighting		
surfaces/corners		heat/surface treatment	size	scale	sheet
			A1	4 : 4	
authorised by	date	paint specification	third angle projection		This drawing is the property of DAF-Trucks N.V. Eindhoven. The Netherlands and may not be copied in whole or in part without the prior written consent of the owner.
drawn by	date	prod.grp.spec.	drawing / issue number		
E v Hunsel	070921	spec. indication	DAF		1791326 / 01
master no.	Replacement for	1784156	CAD - Saber		Service number
					18B-2

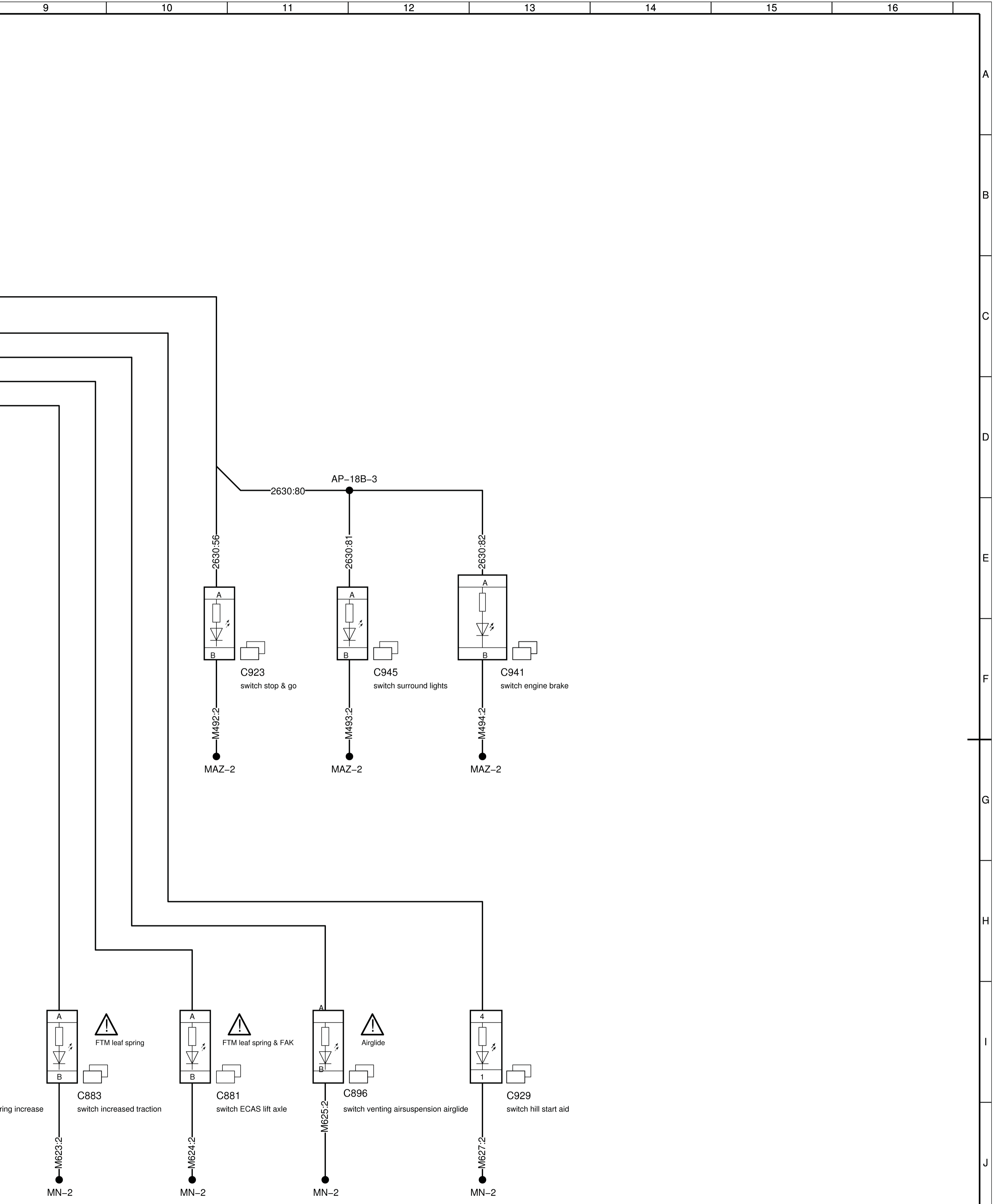
n_293409_444
1010



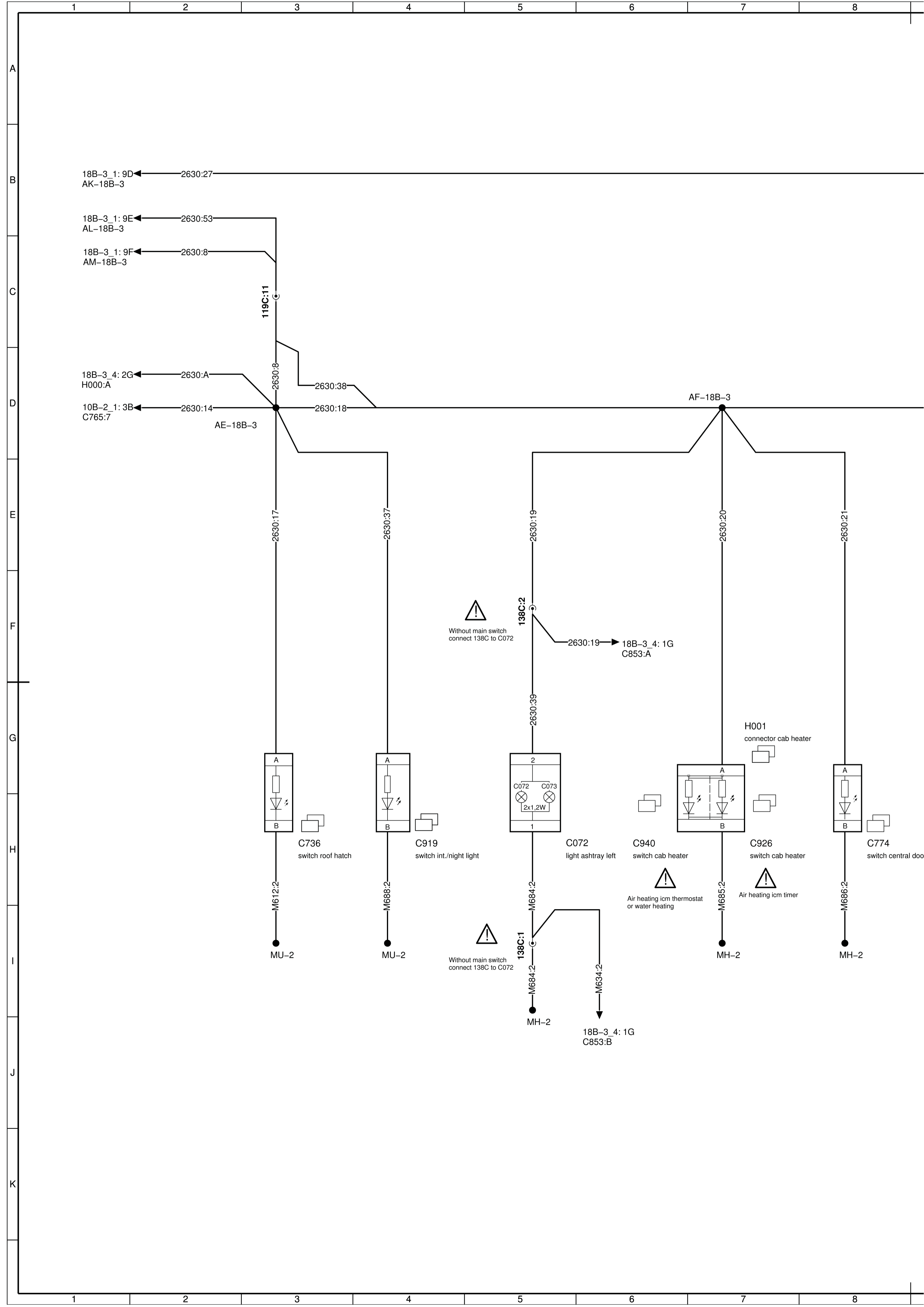


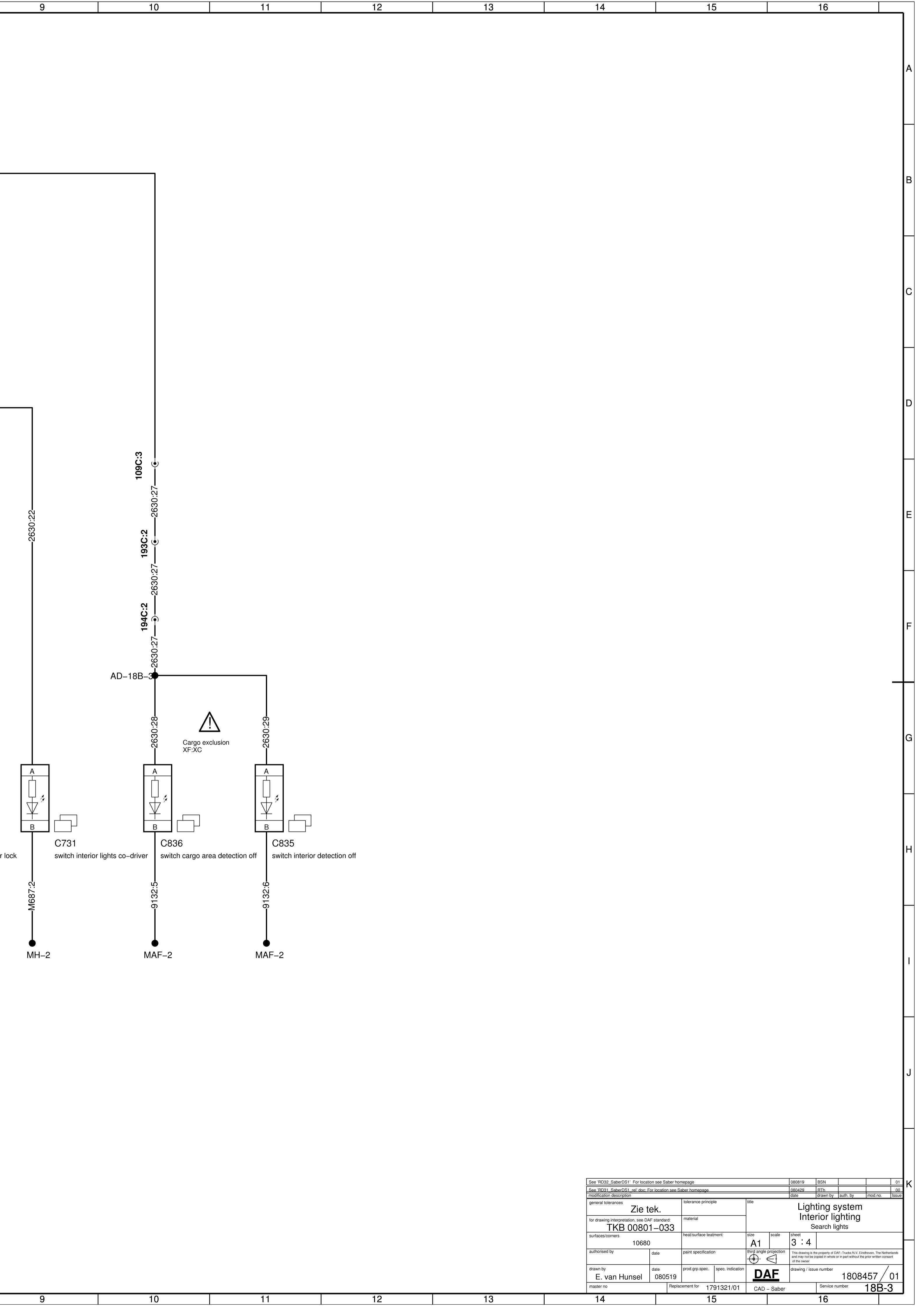
See RD32_SaberOS1 For location see Saber homepage		080819	BSN			01
See RD31_SaberOS1_ref.doc For location see Saber homepage		080429	BTh			00
modification description		date	auth. by	mod. no.	issue	
general tolerances	Zie tek.	tolerance principle	title			
for drawing interpretation, see DAF standard:	TKB 00801-033	material	Lighting system Interior lighting Search lights			
surfaces/corners	10680	heat/surface treatment	size	scale	sheet	
authorised by		paint specification	A1	1 : 4		
date		prod.grp.spec.	Blind angle projection		This drawing is the property of DAF - Trucks N.V., Eindhoven, The Netherlands and may not be copied in whole or in part without the prior written consent of the owner.	
drawn by	E. van Hunsel	date	080519	spec. indication	DAF	drawing / issue number
master no		Replacement for	1791321/01	CAD - Saber	Service number	1808457 / 01
						18B-3





See RD32_SaberOS1 For location see Saber homepage		080819	BSN			01
See RD31_SaberOS1_ref.doc For location see Saber homepage		080429	BTB			00
modification description		date	drawn by	auth. by	mod. no.	issue
general tolerances	Zie tek.	tolerance principle	title			
for drawing interpretation, see DAF standard:	TKB 00801-033	material	Lighting system Interior lighting Search lights			
surfaces/corners	10680	heat/surface treatment	size	scale	sheet	
authorised by	date	paint specification	A1	2 : 4		
drawn by	date	prod.grp.spec.	blind angle projection		This drawing is the property of DAF - Trucks N.V., Eindhoven, The Netherlands and may not be copied in whole or in part without the prior written consent of the owner.	
E. van Hunsel	080519	spec. indication	DAF		drawing / issue number	1808457 / 01
master no.	Replacement for	1791321/01	CAD - Saber	Service number	18B-3	





See RD32_SaberOS1 For location see Saber homepage		080819	BSN			01
See RD31_SaberOS1_ref.doc For location see Saber homepage		080429	BTh			00
modification description		date	drawn by	auth. by	mod. no.	issue
general tolerances	Zie tek.	tolerance principle	title			
for drawing interpretation, see DAF standard:	TKB 00801-033	material	Lighting system Interior lighting Search lights			
surfaces/corners	10680	heat/surface treatment	size	scale	sheet	
authorised by		paint specification	A1	3 : 4		
drawn by	E. van Hunsel	date	prod.grp.spec.	spec. indication	This drawing is the property of DAF - Trucks N.V., Eindhoven. The Netherlands and may not be copied in whole or in part without the prior written consent of the owner.	
master no.		080519			DAF	drawing / issue number
	Replacement for	1791321/01	CAD - Saber	Service number	1808457 / 01	
					18B-3	

18B-3_3:5F
138C:2


18B-3_3:3D
AE-18B-3

18B-3_1:7F
AB-18B-3

AG-18B-3

185C:2

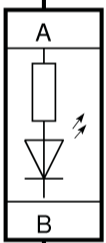
Toll Collect
connect B525.A to 185C



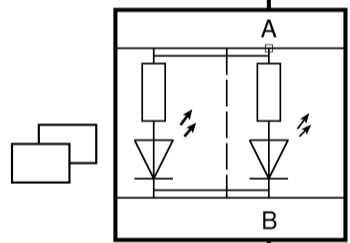
B525
tachograph



light_DI



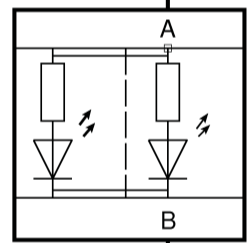
C853
main switch cab



C737
switch ASR



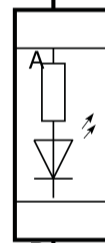
ASR icw ABS



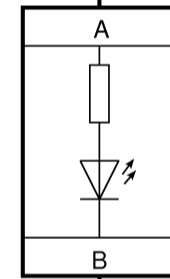
C900
switch ASR



ASR icw EBS



C927
switch light auxiliary driving roof



C953
switch rotating beacon

2630:19

2630:A

2630:66

2630:83

M634:2

M635:2

M713:2

M715:2

M705:2

18B-3_3:5I
138C:1

MU-2

MBC-2 MO-2

MO-2

112C:6

2630:4

2630:52

183C:4

2630:66

2630:66

2630:66

MBC-2

MO-2

2630:59

2630:51

2630:50

2630:83

M705:2

2630:65

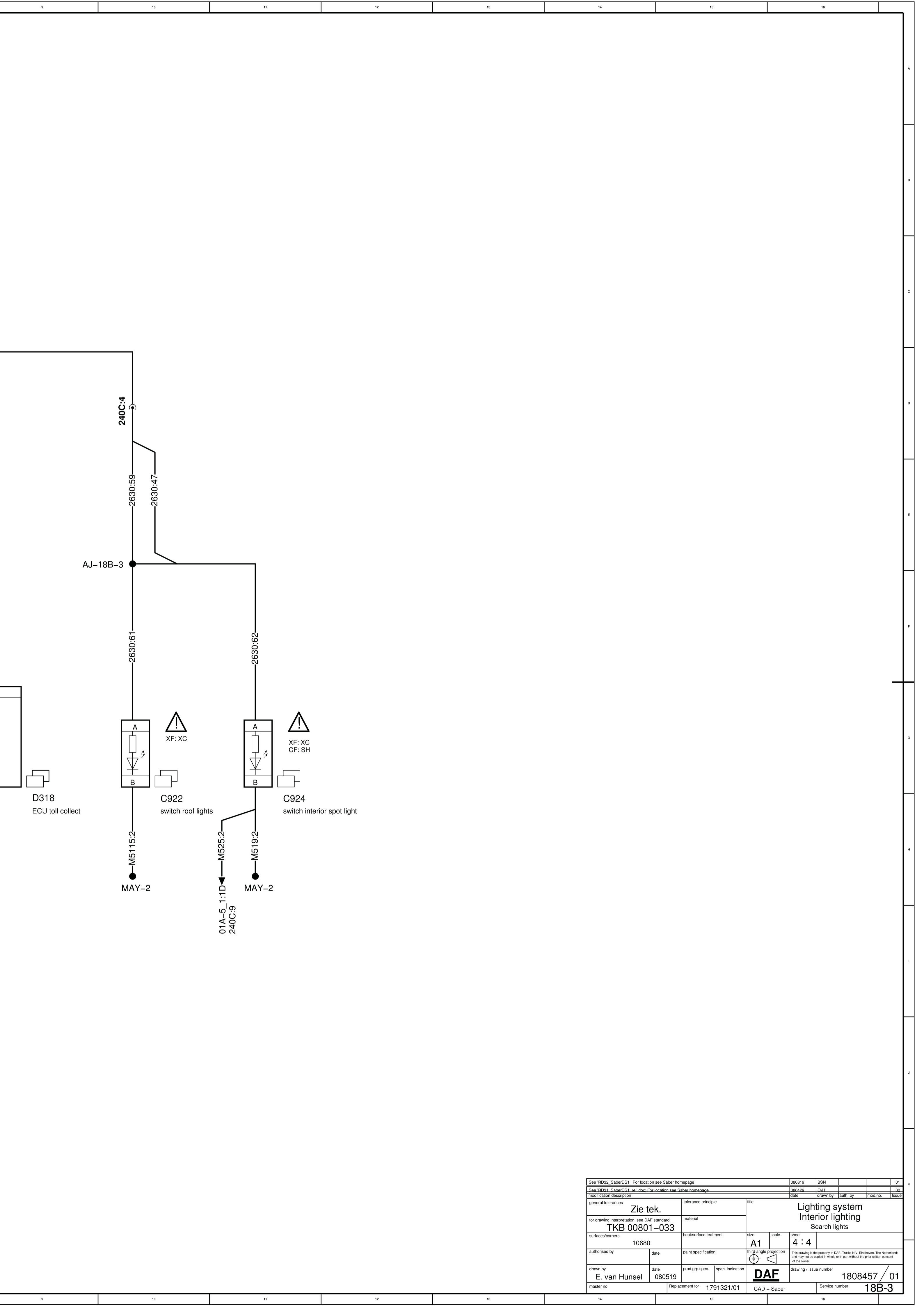
A 2
display_dimming_DI

A 2
light_DI

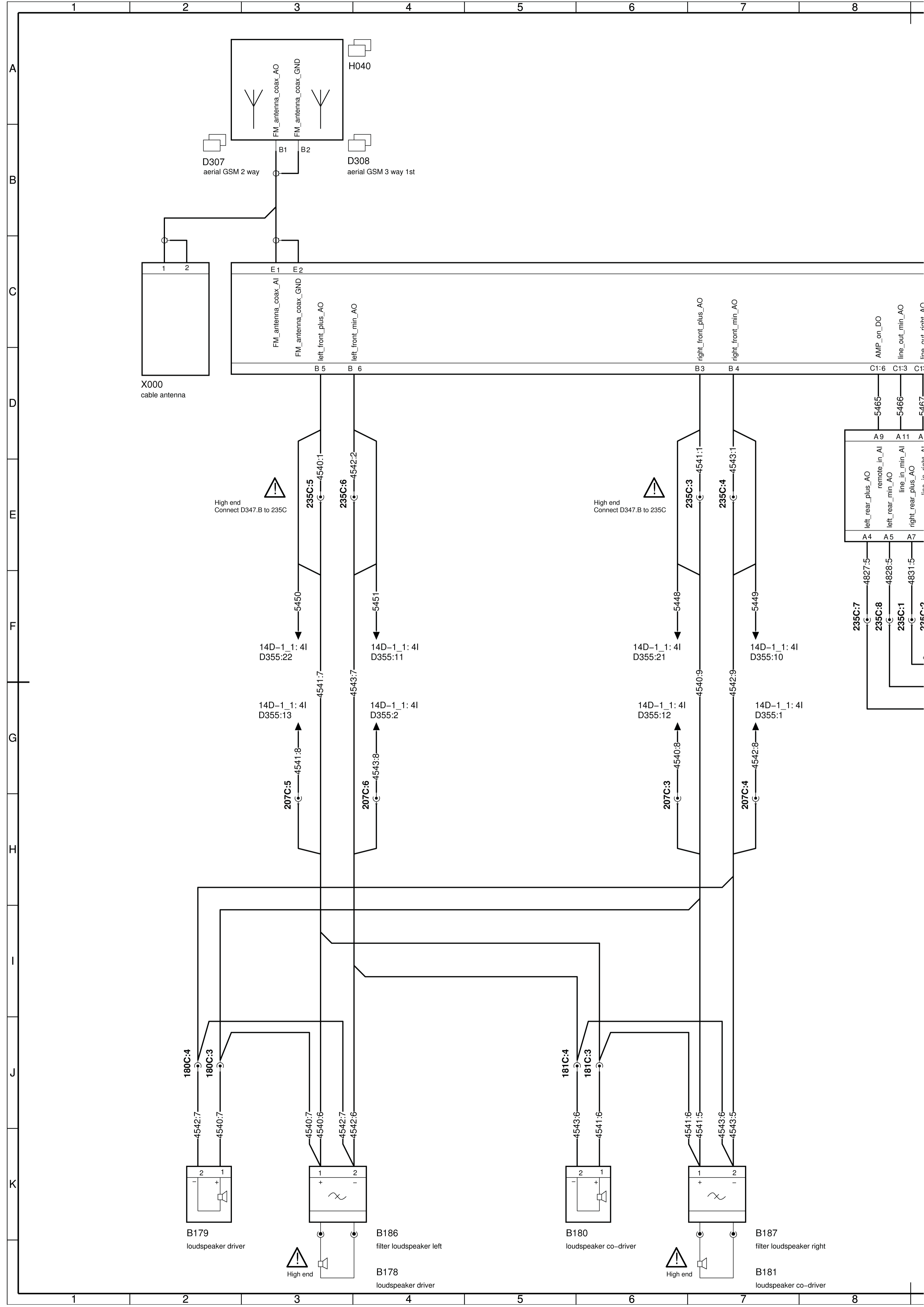
A
B
C
D
E
F
G
H
I
J
K

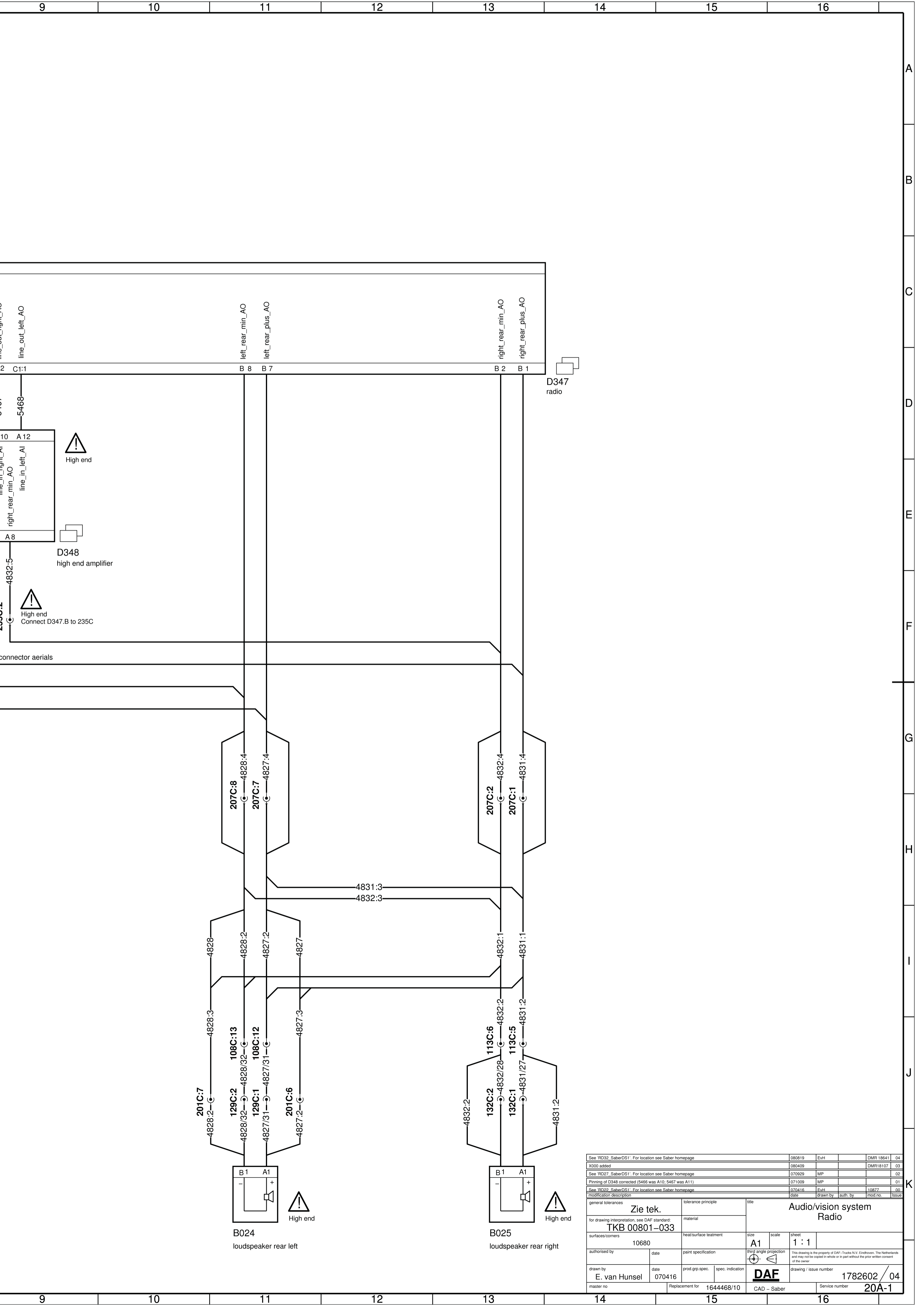
1 2 3 4 5 6 7 8

1 2 3 4 5 6 7 8

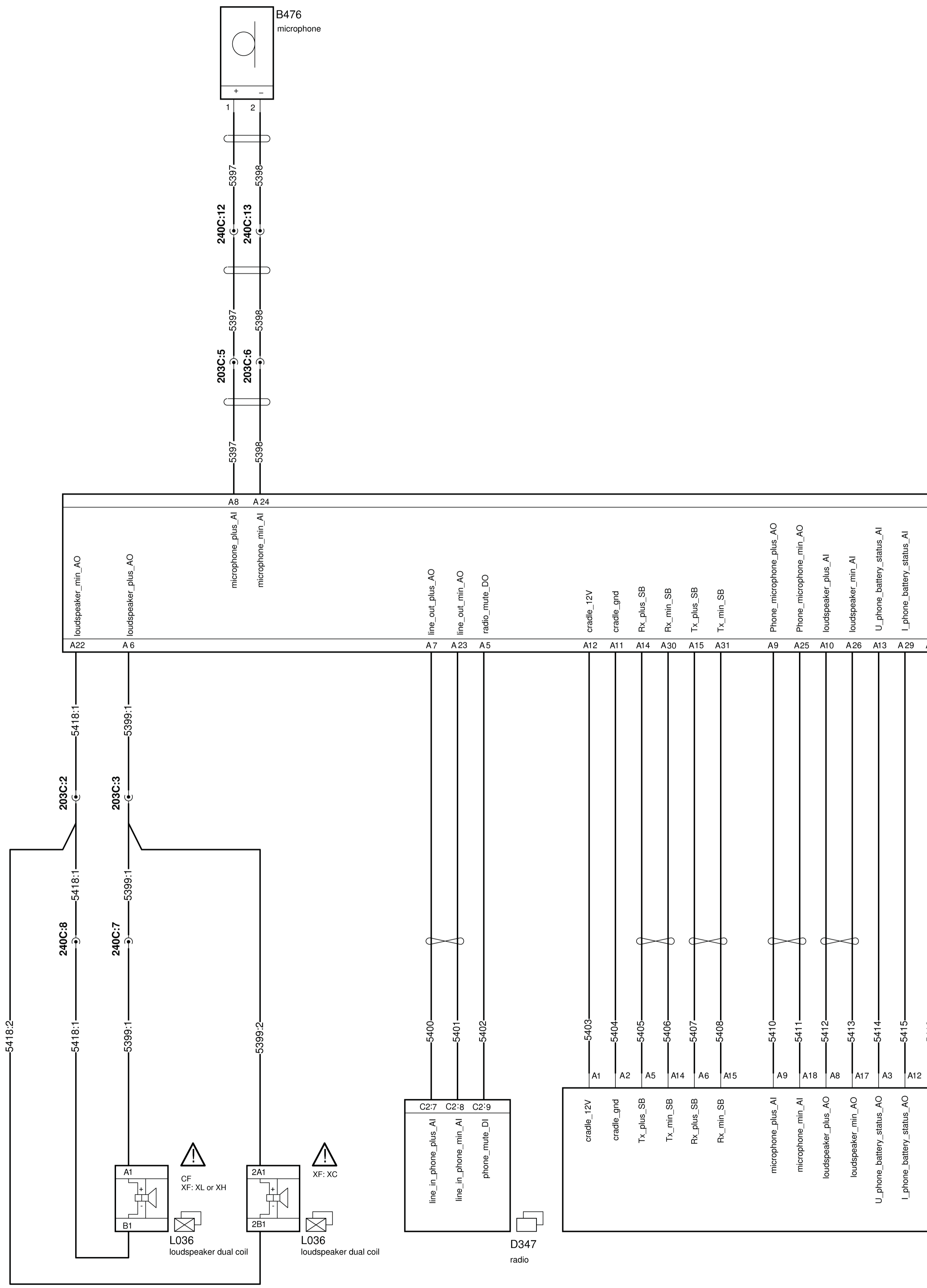


See RD32_SaberOS1 For location see Saber homepage		080819	BSN		01
See RD31_SaberOS1_rel.doc For location see Saber homepage		080429	EvH		00
modification description		date	drawn by	auth. by	mod. no.
general tolerances	Zie tek.	tolerance principle	title		
for drawing interpretation, see DAF standard:	TKB 00801-033	material	Lighting system Interior lighting Search lights		
surfaces/corners	10680	heat/surface treatment	size	scale	sheet
authorised by		paint specification	A1	4 : 4	
drawn by	E. van Hunsel	date	blind angle projection		This drawing is the property of DAF - Trucks N.V., Eindhoven. The Netherlands and may not be copied in whole or in part without the prior written consent of the owner.
master no.		080519			
		prod.grp.spec.	DAF		drawing / issue number
		spec. indication	CAD - Saber		1808457 / 01
		Replacement for	1791321/01		Service number
					18B-3



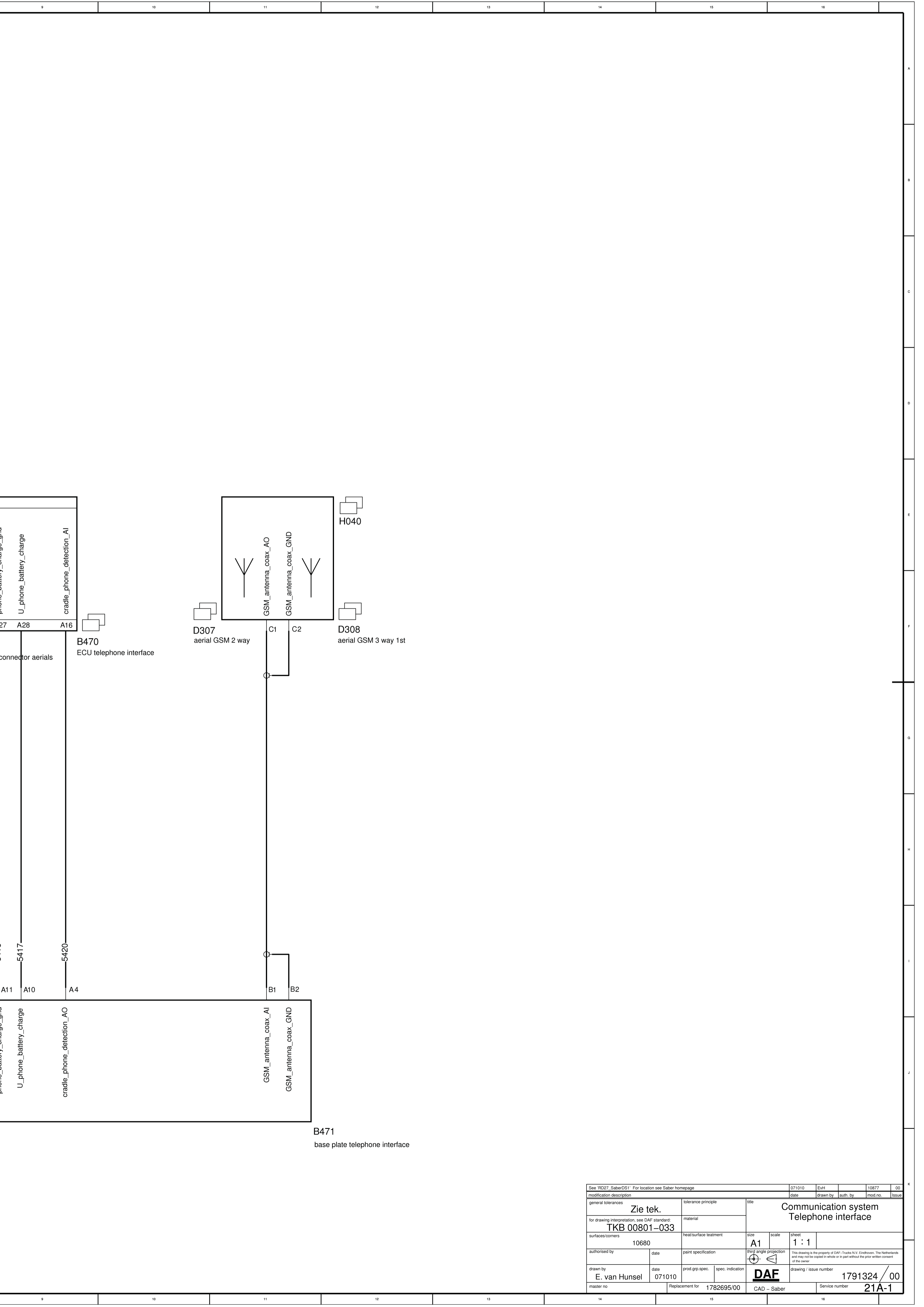


See RD32_SaberOS1: For location see Saber homepage	080819	EVH		DMR 18641	04
X000 added	080409			DMR18107	03
See RD27_SaberOS1: For location see Saber homepage	070929	MP			02
Pinning of D348 corrected (5466 was A10; 5467 was A11)	071009	MP			01
See RD22_SaberOS1: For location see Saber homepage	070416	EVH		10877	00
modification description	date	drawn by	auth. by	mod. no.	issue
general tolerances	Zie tek.		tolerance principle	title	
for drawing interpretation, see DAF standard:	TKB 00801-033		material	Audio/vision system Radio	
surfaces/corners	10680	heat/surface treatment	size	scale	sheet
authorised by	date	paint specification	A1	1 : 1	
drawn by	date	prod.grp.spec.	third angle projection		This drawing is the property of DAF-Tuuka N.V., Eindhoven, The Netherlands and may not be copied in whole or in part without the prior written consent of the owner.
E. van Hunsel	070416	spec. indication	DAF		
master no.	Replacement for 1644468/10		CAD - Saber	Service number	1782602 / 04
					20A-1



1
2
3
4
5
6
7
8

A
B
C
D
E
F
G
H
I
J
K

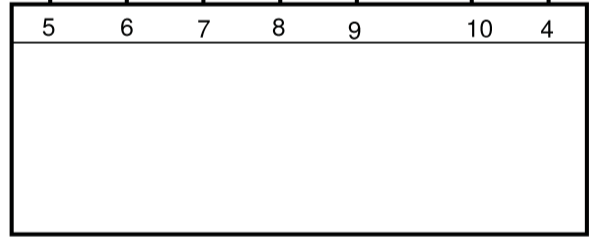
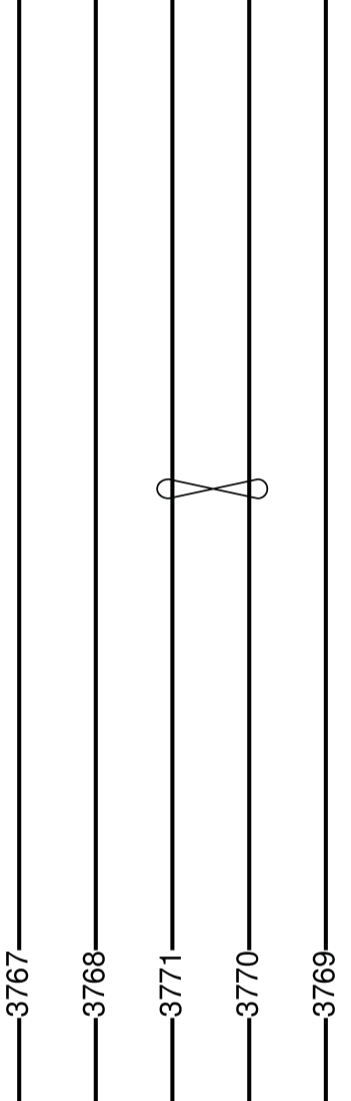
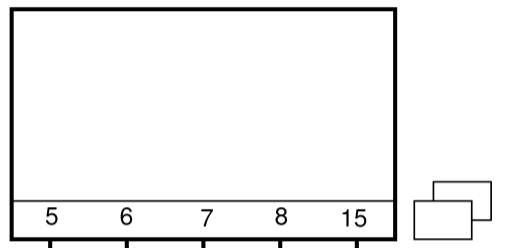


See 'RD27_SaberOS1' For location see Saber homepage		071010	EvH		10877	00
modification description		date	drawn by	auth. by	mod. no.	issue
general tolerances	Zie tek.	tolerance principle	title Communication system Telephone interface			
for drawing interpretation, see DAF standard:	TKB 00801-033	material				
surfaces/corners	10680	heat/surface treatment	size A1	scale 1:1	sheet	
authorised by		paint specification	third angle projection		This drawing is the property of DAF - Trucks N.V., Eindhoven. The Netherlands and may not be copied in whole or in part without the prior written consent of the owner.	
drawn by	E. van Hunsel	date	071010	prod.grp.spec.	spec. indication	DAF
master no.		Replacement for	1782695/00	CAD - Saber	drawing / issue number	1791324 / 00
					Service number	21A-1

1 2 3 4 5 6 7 8

A
B
C
D
E
F
G
H
I
J
K

A098
connector FMS 18-pole



A097
connector FMS 21-pole

1 2 3 4 5 6 7 8

See 'RD33_SaberOS1' For location see Saber homepage				081127	BS				00	
modification description		date		drawn by		auth. by		mod. no.		issue
general tolerances		tolerance principle		title						
Zie tek.				Communication system FMS						
for drawing interpretation, see DAF standard:		material								
TKB 00801-033										
surfaces/corners		heat/surface treatment		size		scale		sheet		
10680				A1		1 : 1				
authorised by		date		paint specification		blind angle projection		This drawing is the property of DAF - Trucks N.V., Eindhoven. The Netherlands and may not be copied in whole or in part without the prior written consent of the owner.		
drawn by		date		prod.grp.spec.		spec. indication		drawing / issue number		
B Salden		081127				DAF		1819616 / 00		
master no.		Replacement for		1644469		CAD - Saber		Service number		21B-1

1 2 3 4 5 6 7 8

A

B

C

D

E

F

G


H

I


J

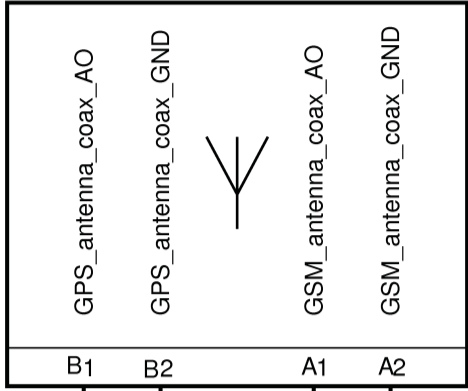
K

1 2 3 4 5 6 7 8



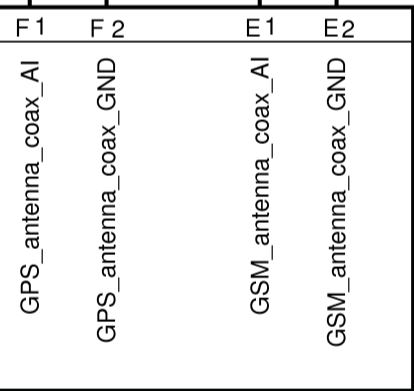
D319





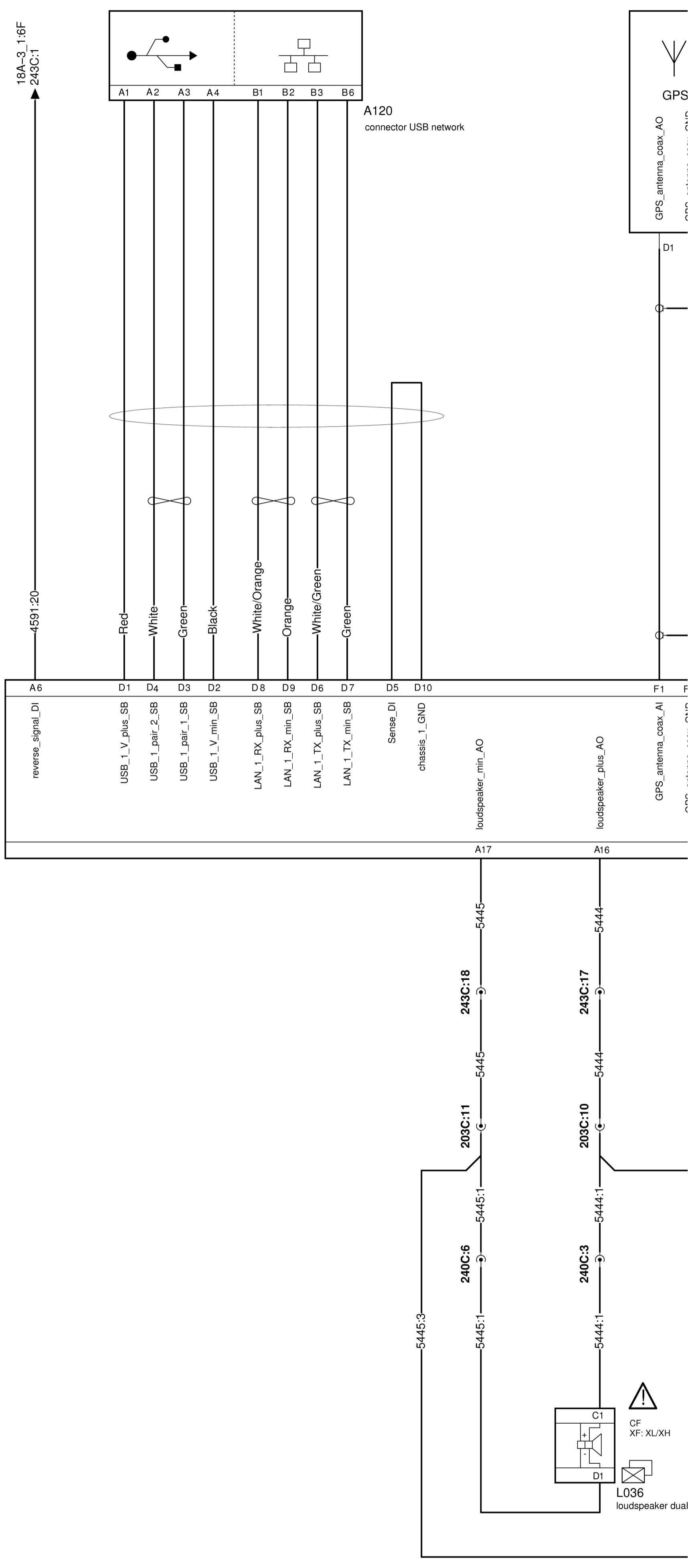
D345
aerial toll collect

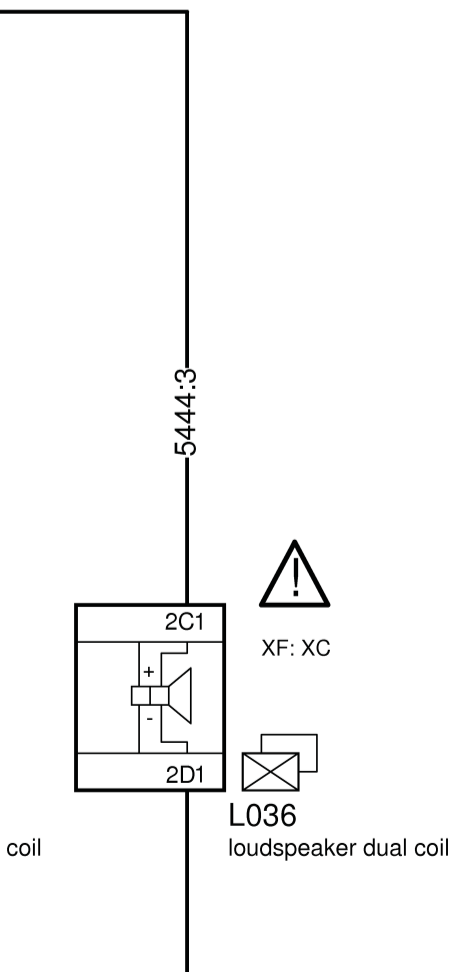
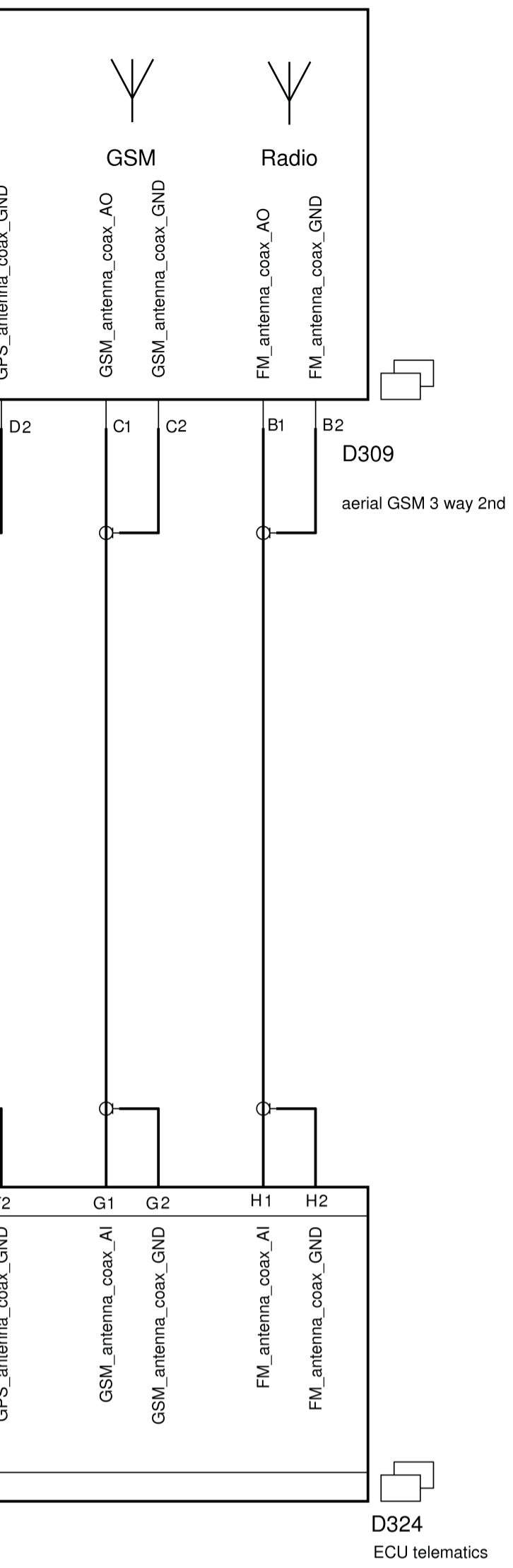
radar toll collect



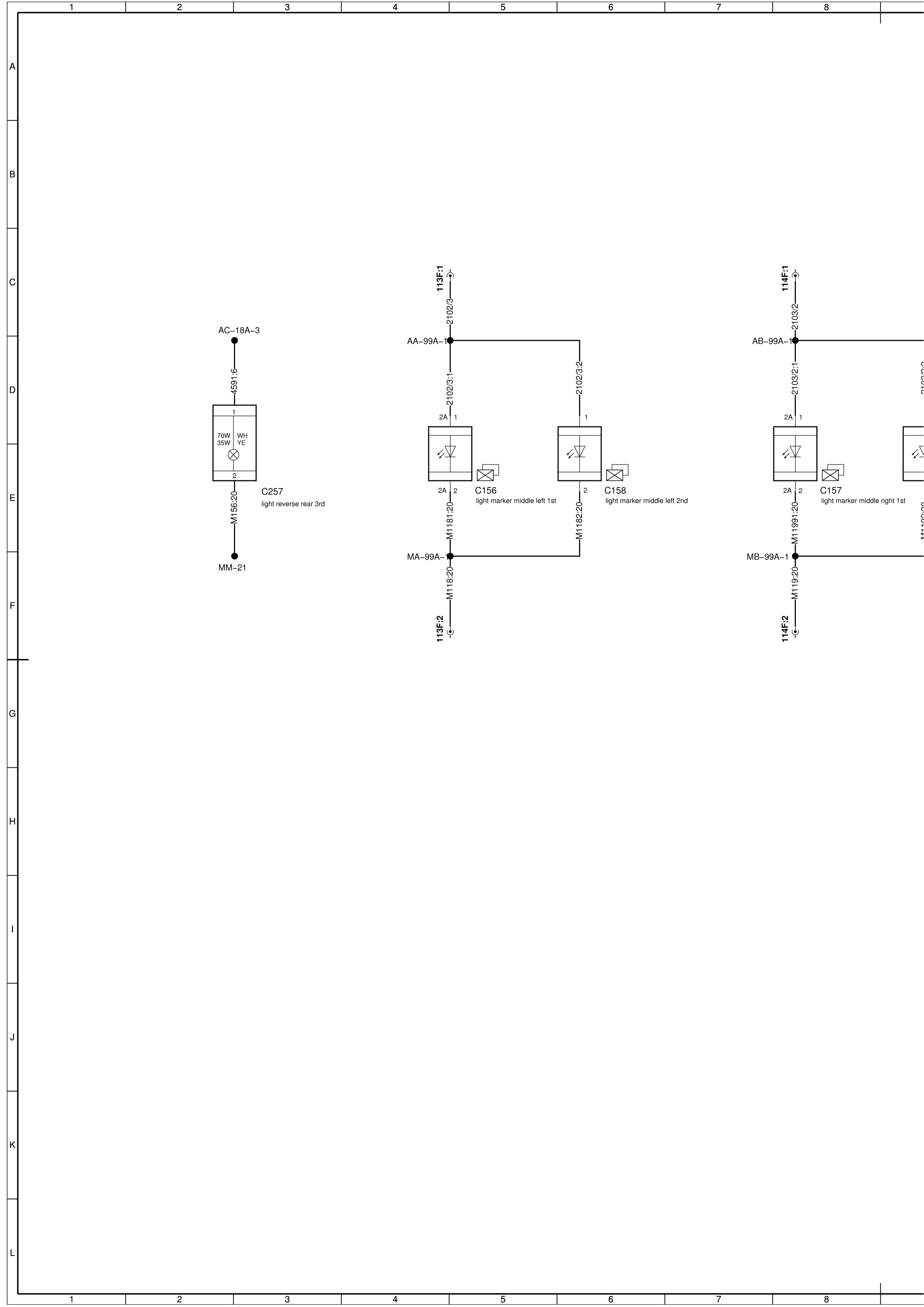
D318
ECU toll collect


See RD27_SaberDS1 For location see Saber homepage				071018	MP			00
modification description				date	drawn by	auth. by	mod.no.	Issue
general tolerances according drawing		tolerance principle		title Communication system Toll collect				
for drawing interpretation, see DAF standard: TKB 00801-033		material						
surfaces/corners		heat/surface treatment		size A1	scale 1 : 1	sheet		
authorised by	date	paint specification		third angle projection 		This drawing is the property of DAF-Trucks N.V. Eindhoven. The Netherlands and may not be copied in whole or in part without the prior written consent of the owner		
drawn by M Putmans	date 050407	prod.grp.spec.	spec. indication	DAF		drawing / issue number 1785317 / 00		
master no.		Replacement for 1683391/02		CAD - Saber		Service number 21C-1		





See 'RD27 SaberDS1' For location see Saber homepage		071010	EvH			00
modification description		date	drawn by	auth. by	mod. no.	issue
according drawing		Communication system				
TKB 00801-033		DAF telematics system (DTS)				
surfaces/corners	material	heat/surface treatment	size	scale	sheet	
			A1	1:1	1:1	
authorised by	date	paint specification	third angle projection		This drawing is the property of DAF-Trucks N.V. Eindhoven. The Netherlands and may not be copied in whole or in part without the prior written consent of the owner.	
E. van Hunsel	071010				drawing / issue number 1791325 / 00	
master no.	Replacement for	1742197/02	DAF		Service number 21D-1	
		CAD - Saber				





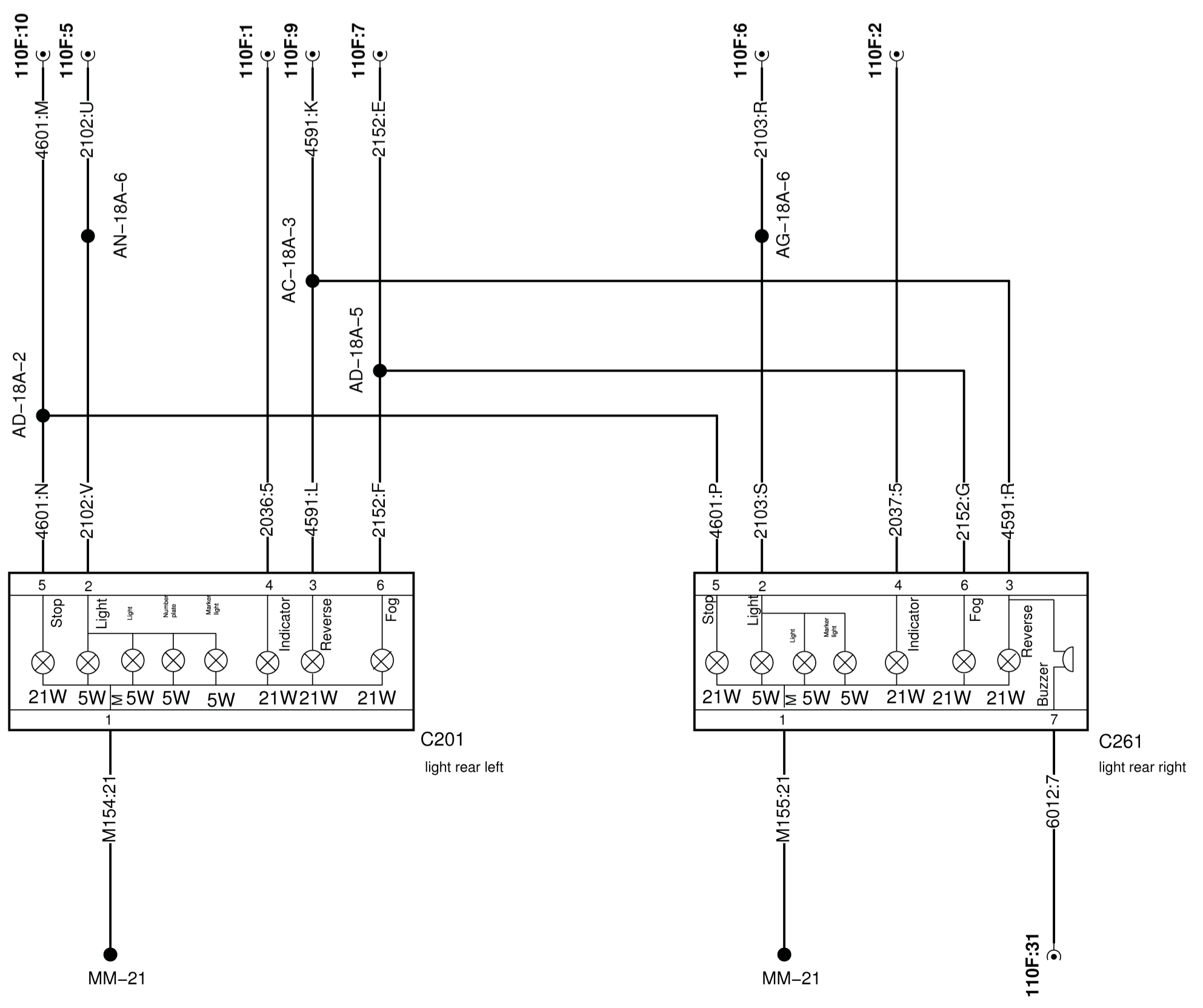
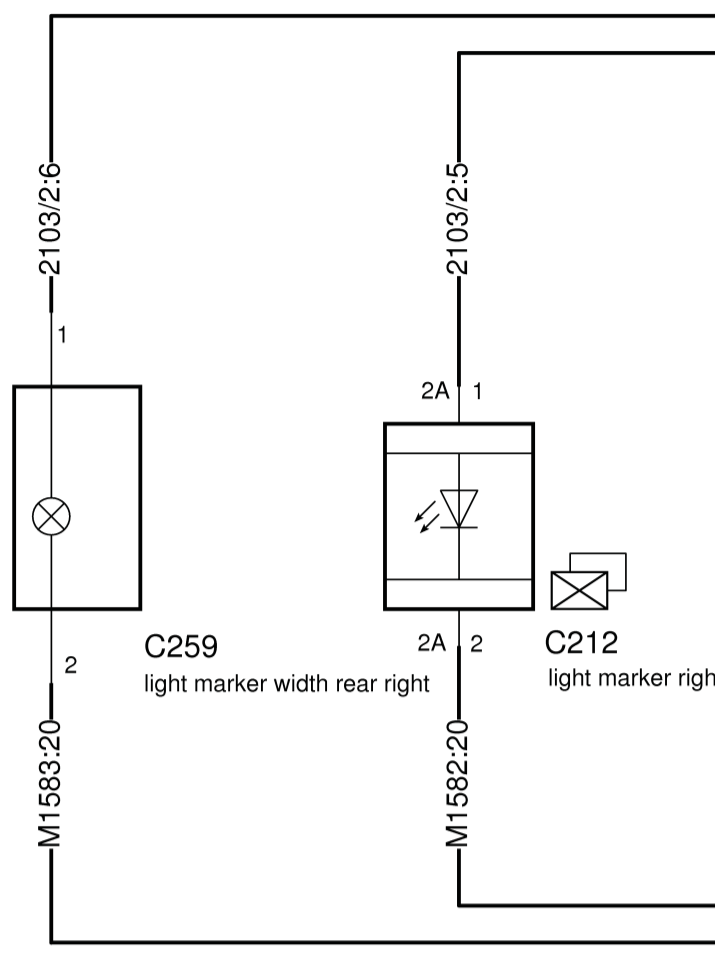
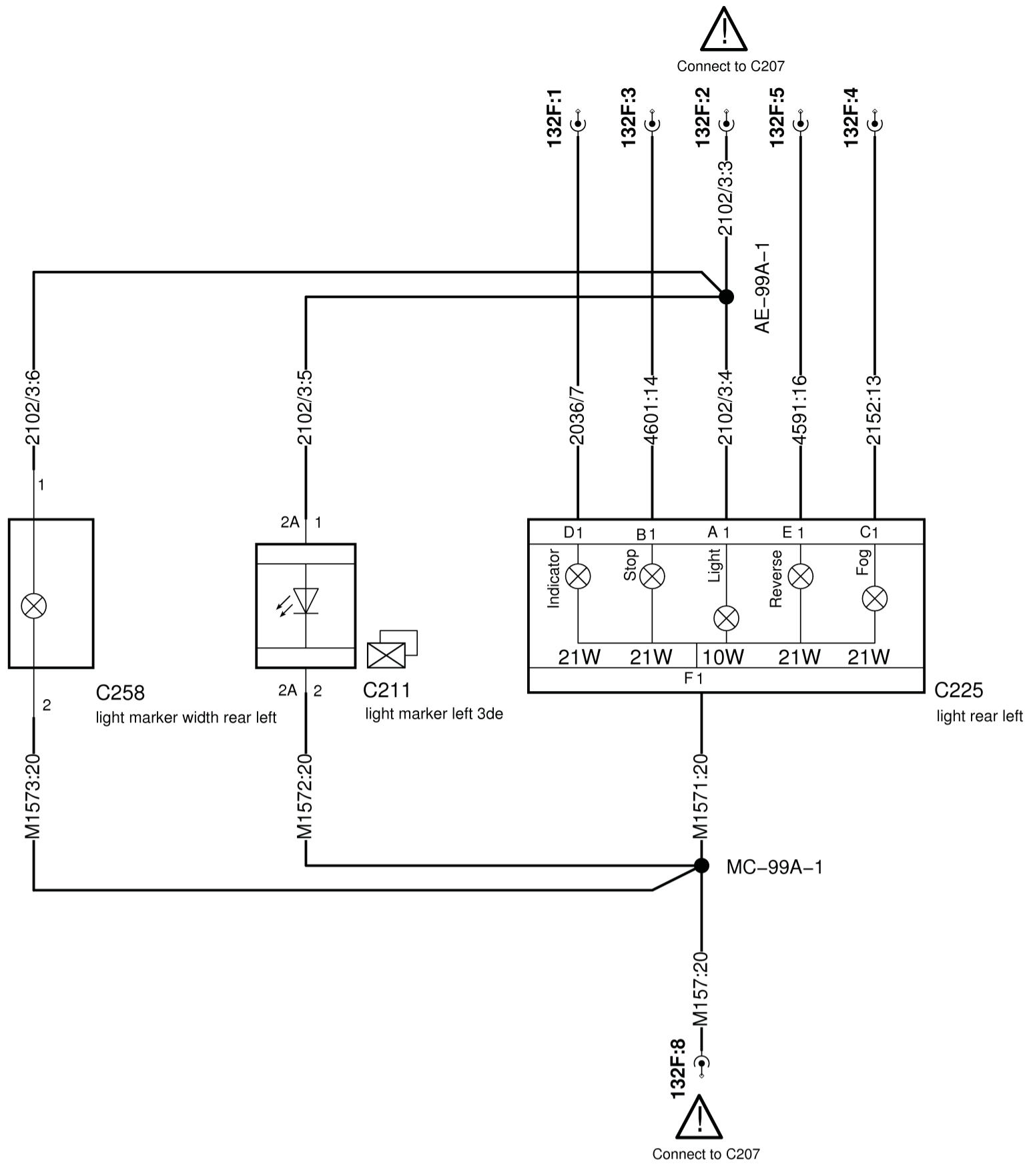
2100/2.2
1
2
M1192.20

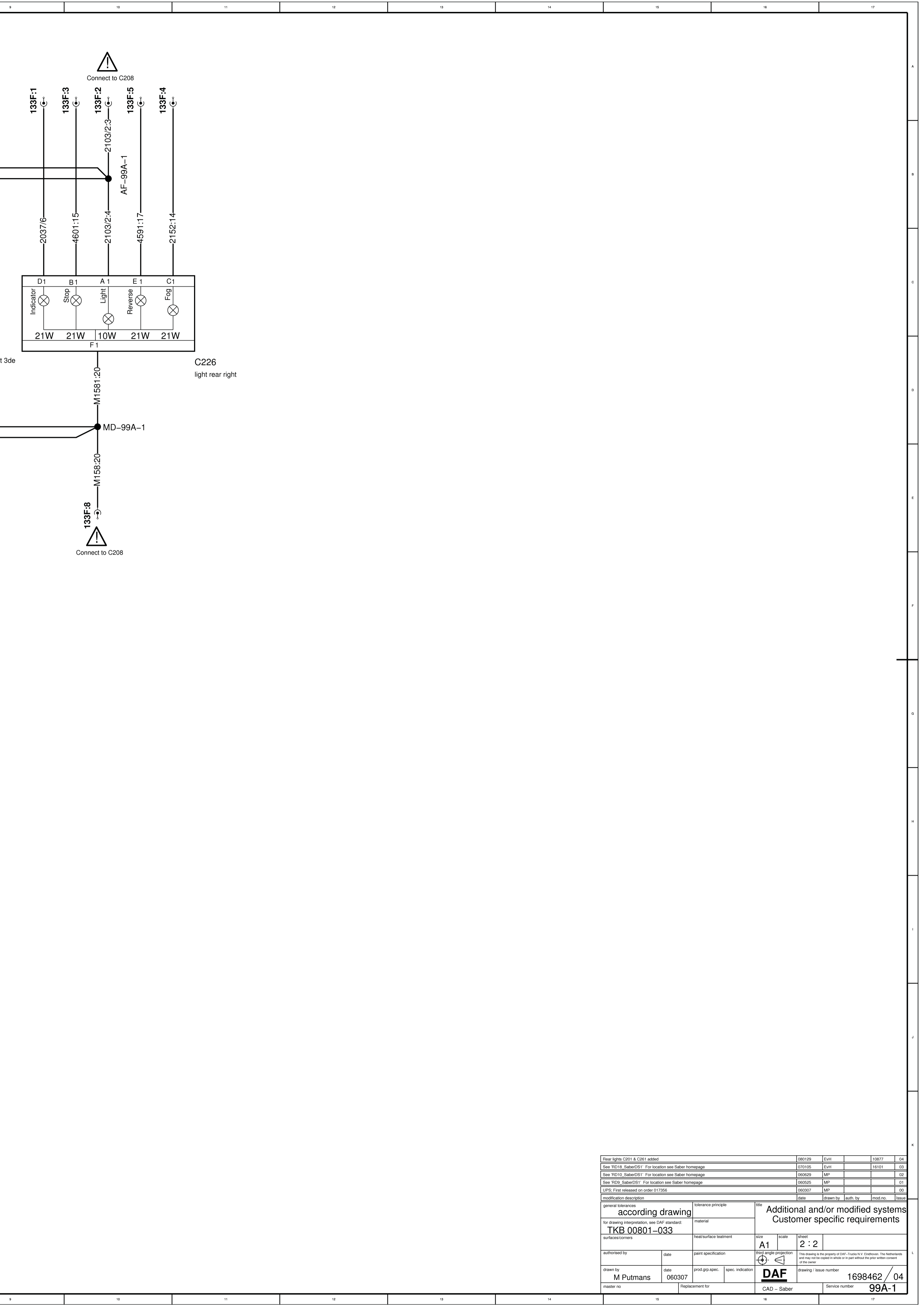
C159
light marker middle right 2nd

See sheet 2	080129	EvH		10877	04
See 'RD18_SaberDS1' For location see Saber homepage	070105	EvH		16101	03
See 'RD10_SaberDS1' For location see Saber homepage	060629	MP			02
See 'RD9_SaberDS1' For location see Saber homepage	060601	EvH		10112	01
UPS: First released on order 017356	060307	MP			00
modification description	date	drawn by	auth. by	mod.no.	issue
general tolerances	according drawing		tolerance principle	title	
for drawing interpretation, see DAF standard:	TKB 00801-033		material	Additional and/or modified systems Customer specific requirements	
surfaces/corners	heat/surface treatment	size	scale	sheet	
		A1	1 : 2	1	
authorised by	date	paint specification	third angle projection	This drawing is the property of DAF-Trucks N.V. Eindhoven. The Netherlands and may not be copied in whole or in part without the prior written consent of the owner.	
drawn by	date	prod.grp.spec.	spec. indication	drawing / issue number	
M Putmans	060307			DAF	1698462 / 04
master no.	Replacement for	CAD - Saber		Service number	99A-1

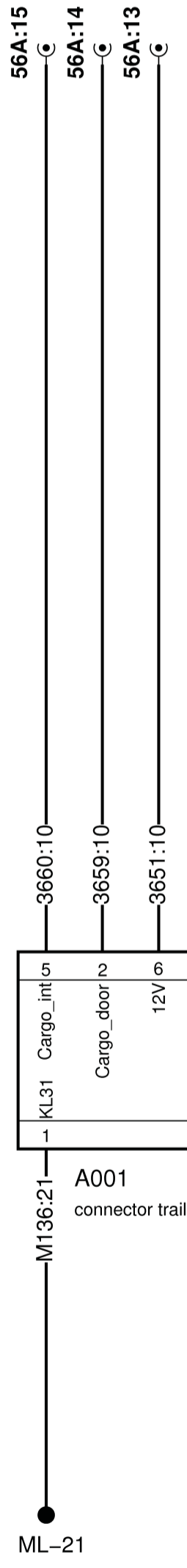
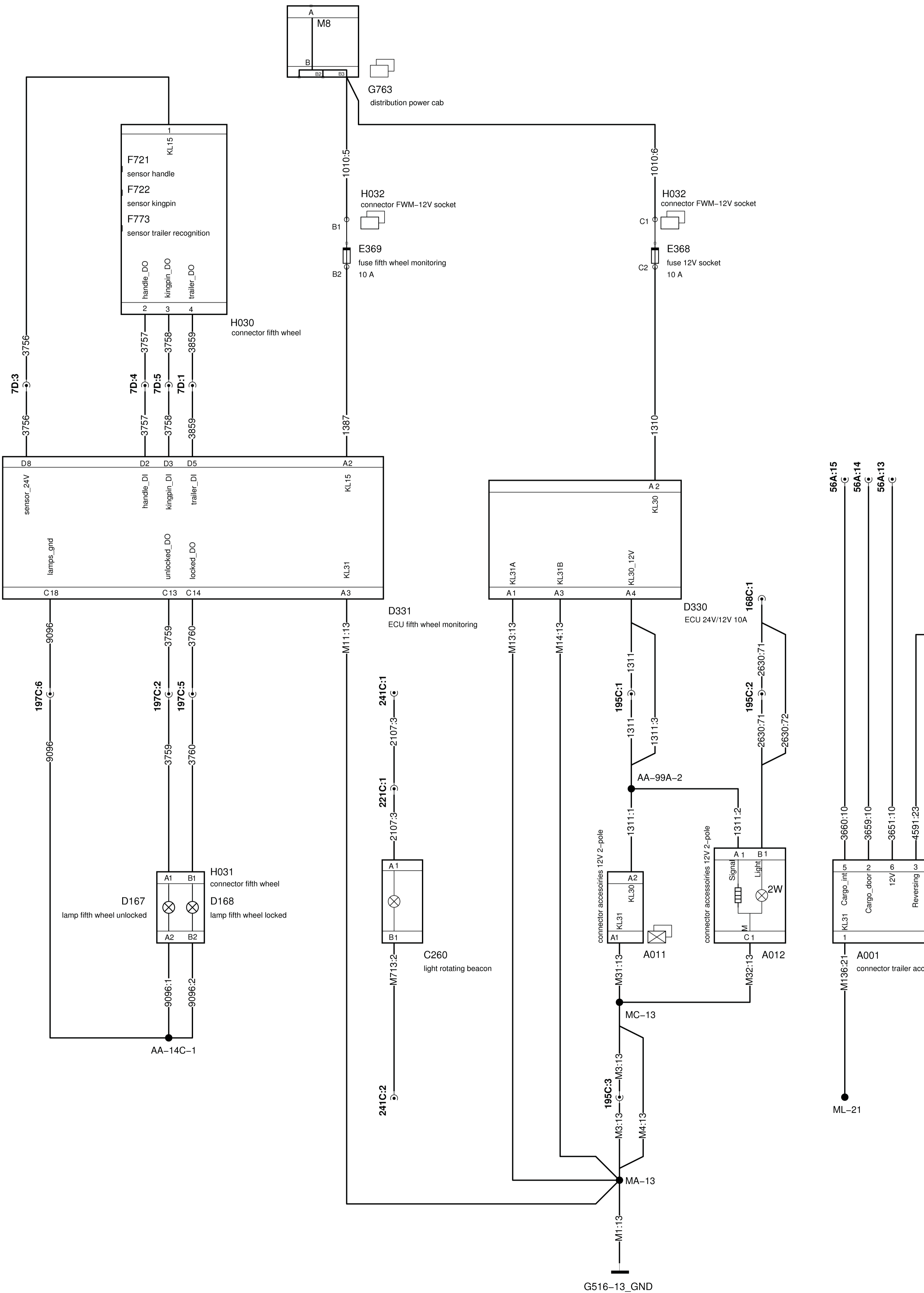
9 10 11 12 13 14 15 16 17

A
B
C
D
E
F
G
H
I
J
K
L

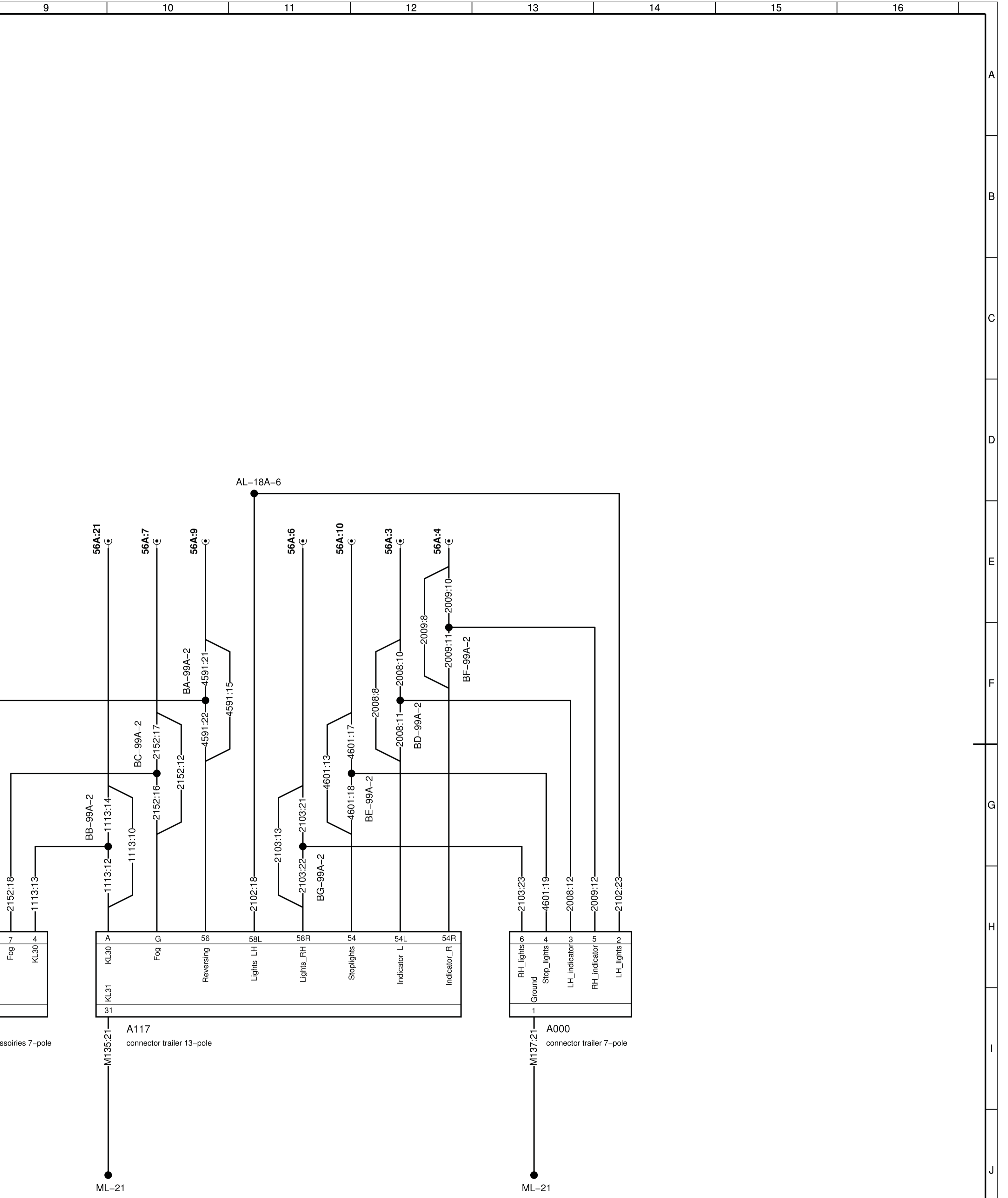




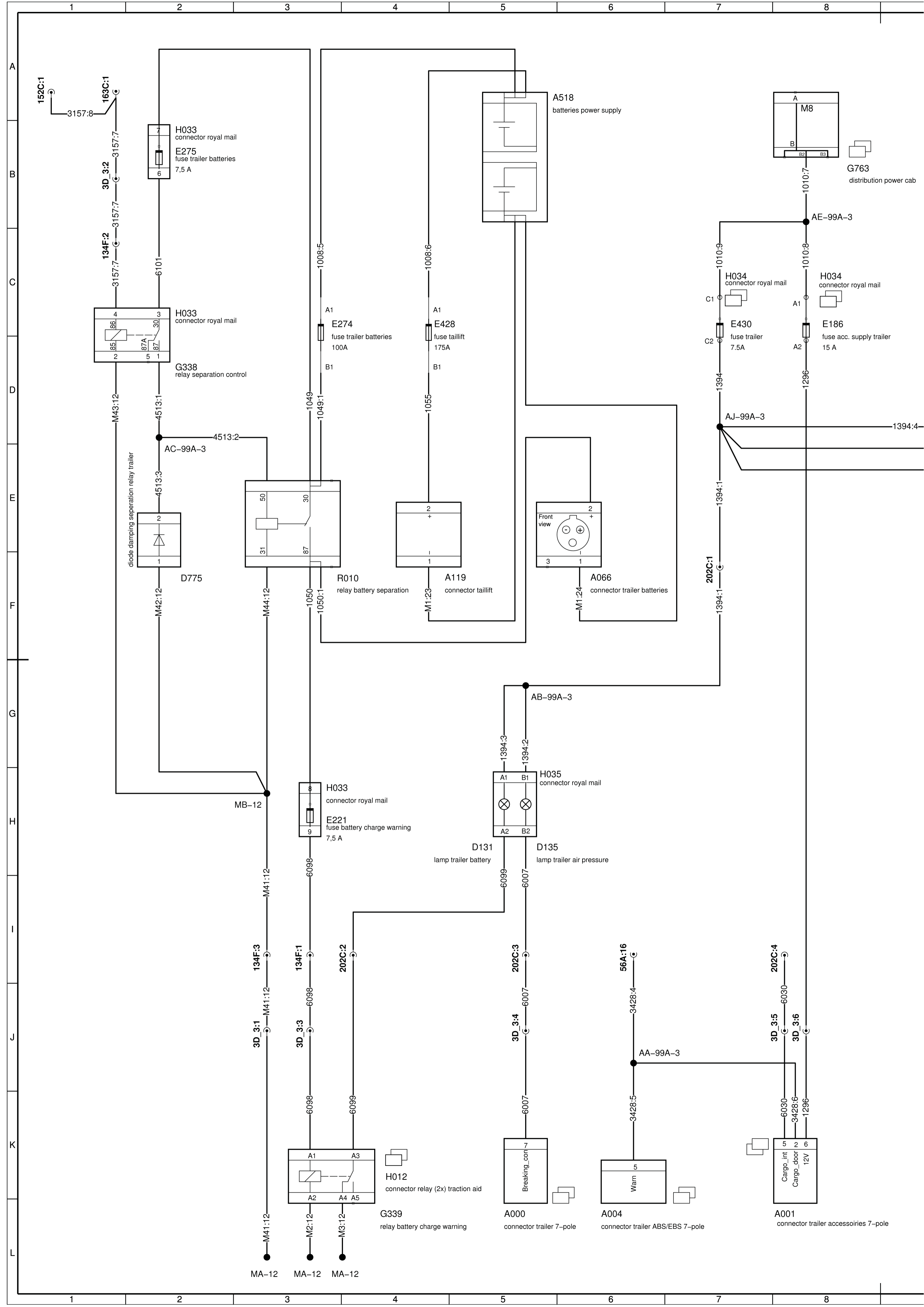
Rear lights C201 & C261 added	080129	EvH		10877	04
See 'RD18_SaberDS1' For location see Saber homepage	070105	EvH		16101	03
See 'RD10_SaberDS1' For location see Saber homepage	060629	MP			02
See 'RD9_SaberDS1' For location see Saber homepage	060525	MP			01
LPS: First released on order 017356	060307	MP			00
modification description	date	drawn by	auth. by	mod.no.	issue
general tolerances	tolerance principle		title		
according drawing			Additional and/or modified systems		
for drawing interpretation, see DAF standard:	material		Customer specific requirements		
TKB 00801-033	heat/surface treatment		size	scale	sheet
surfaces/corners			A1	2:2	
authorised by	date	paint specification	third angle projection		This drawing is the property of DAF-Trucks N.V. Eindhoven. The Netherlands and may not be copied in whole or in part without the prior written consent of the owner.
drawn by	date	prod.grp.spec.	spec. indication		
M Putmans	060307		DAF		drawing / issue number
master no.	Replacement for		CAD - Saber		1698462 / 04
			Service number		99A-1

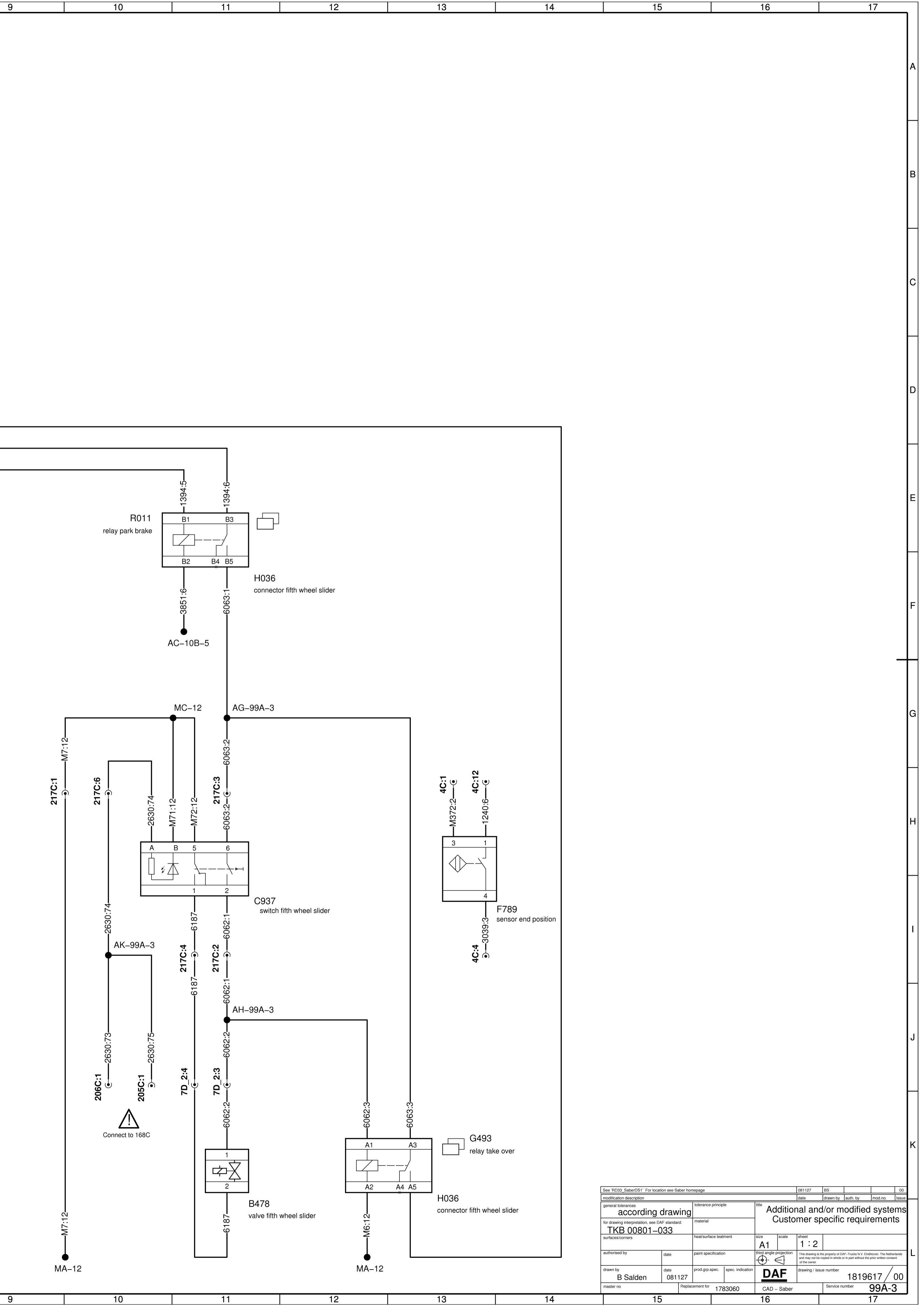


G516-13_GND

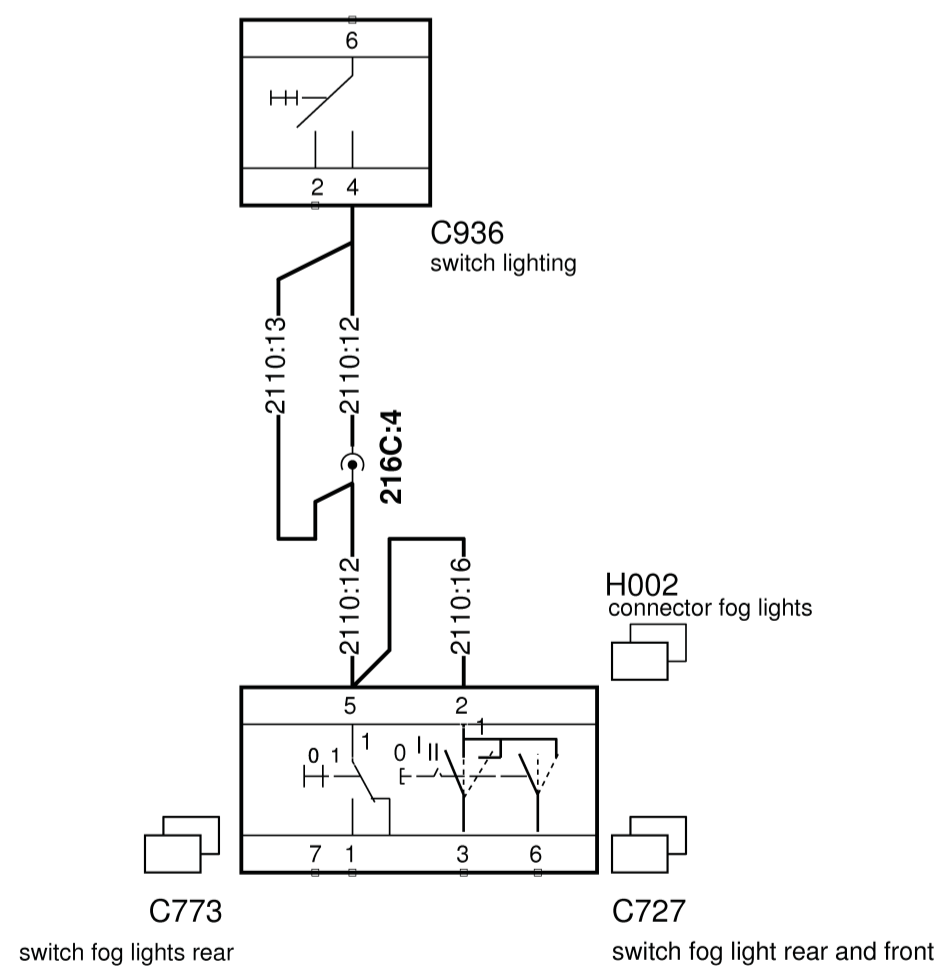
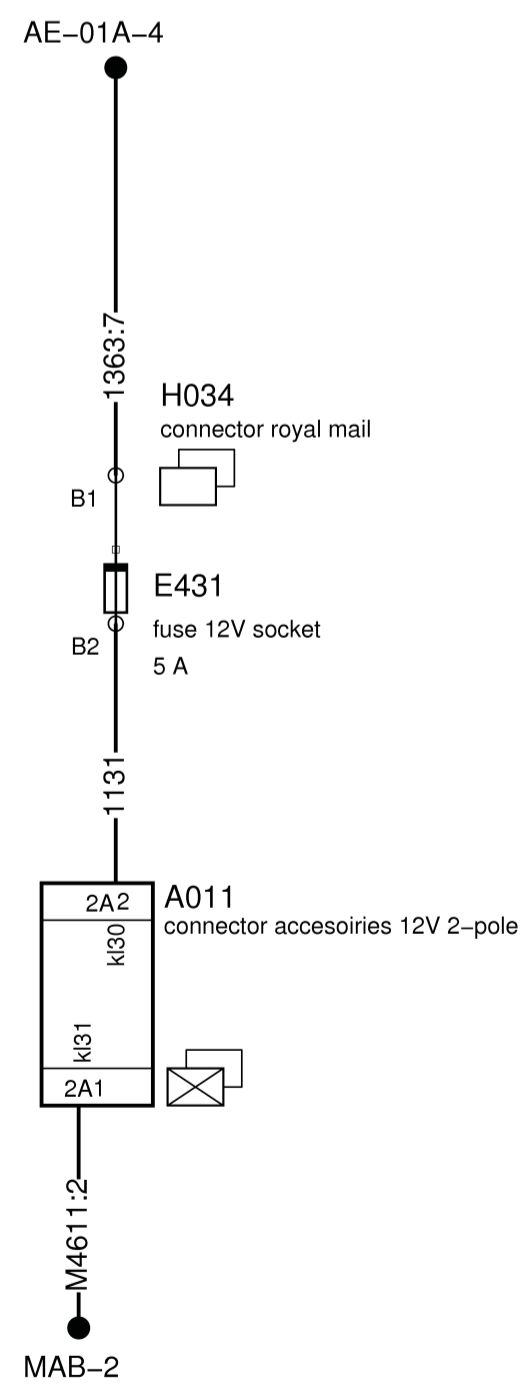


See 'RD29_SaberDS1' For location see Saber homepage	071211	MP			01
See 'RD27_SaberDS1' For location see Saber homepage	071019	EVH		10877	00
modification description	date	drawn by	auth. by	mod. no.	issue
general tolerances	tolerance principle		title		
according drawing			Additional and/or modified systems Customer specific requirements		
for drawing interpretation, see DAF standard:	material				
TKB 00801-033					
surfaces/corners	heat/surface treatment	size	scale	sheet	
		A1	1 : 1		
authorised by	date	paint specification	third angle projection		
			This drawing is the property of DAF-Trucks N.V., Eindhoven, The Netherlands and may not be copied in whole or in part without the prior written consent of the owner.		
drawn by	date	prod.grp.spec.	spec. indication	drawing / issue number	
E. v Hunsel	071019			DAF 1793620 / 01	
master no.	Replacement for	Service number		99A-2	
	1687769/04	CAD - Saber			

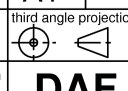


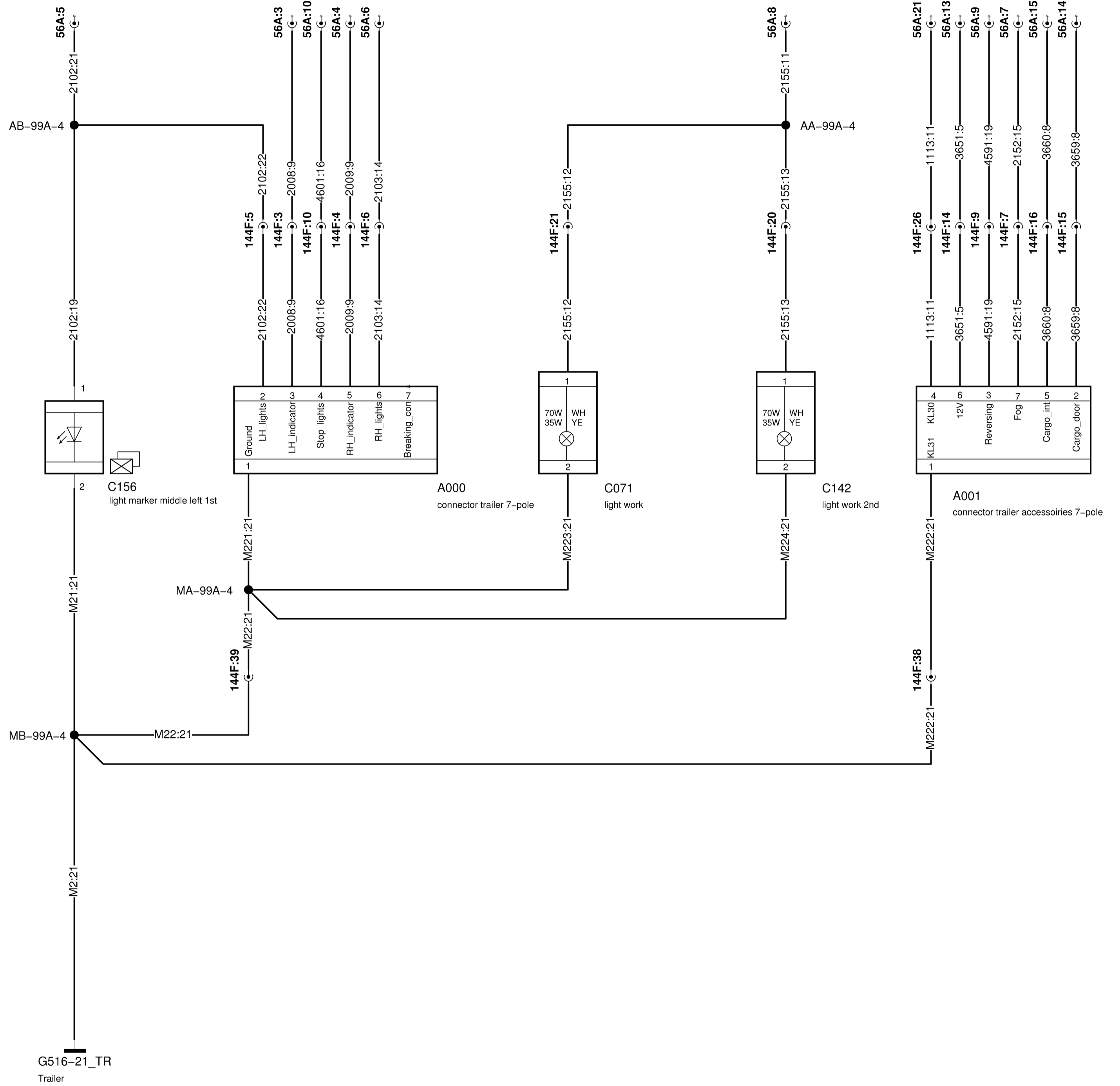


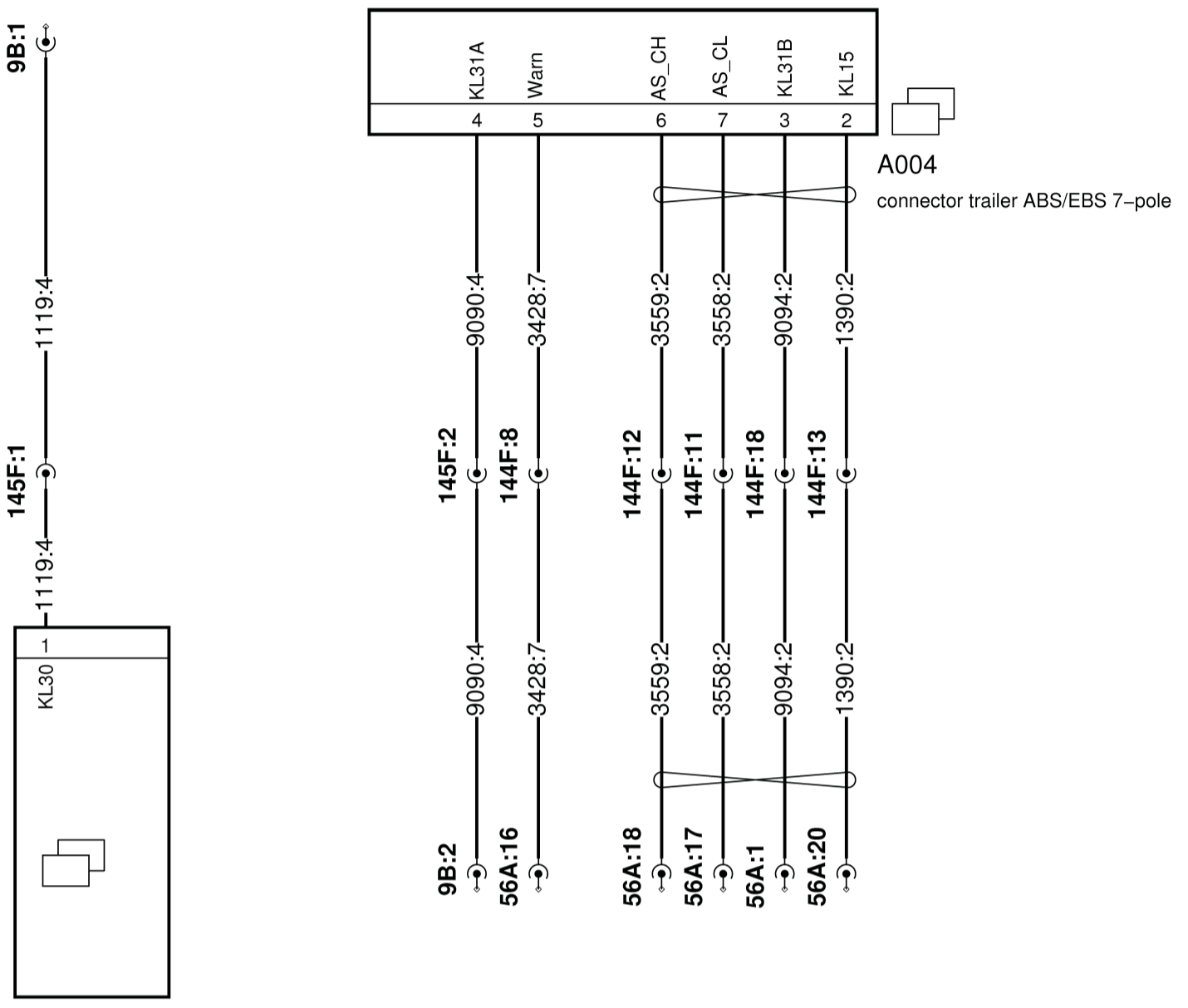
See 'RD33 SaberDS1' For location see Saber homepage		081127	BS			00
modification description		date	drawn by	auth. by	mod. no.	issue
general tolerances		tolerance principle		title		
according drawing				Additional and/or modified systems		
TKB 00801-033		material		Customer specific requirements		
surfaces/corners		heat/surface treatment		size	scale	sheet
				A1	1:2	
authorised by	date	paint specification		third angle projection		
drawn by	date	prod. grp. spec.	spec. indication	drawing / issue number		
B Salden	081127			DAF 1819617 / 00		
master no.	Replacement for	1783060		CAD - Saber		Service number
						99A-3



9	10	11	12	13	14	15	16	17
								A
								B
								C
								D
								E
								F
								G
								H
								I
								J
								K
								L
9	10	11	12	13	14	15	16	17

See 'RD33 SaberDS1' For location see Saber homepage		081127	BS				00
modification description		date	drawn by	auth. by	mod.no.	issue	
general tolerances according drawing		tolerance principle		title Additional and/or modified systems Customer specific requirements			
for drawing interpretation, see DAF standard: TKB 00801-033		material		sheet			
surfaces/corners		heat/surface treatment		size A1	scale 2 : 2	sheet	
authorised by	date	paint specification		third angle projection 		This drawing is the property of DAF-Trucks N.V. Eindhoven. The Netherlands and may not be copied in whole or in part without the prior written consent of the owner.	
drawn by B Salden	date 081127	prod.grp.spec.	spec. indication	DAF		drawing / issue number 1819617 / 00	
master no.	Replacement for	1783060		CAD - Saber		Service number 99A-3	

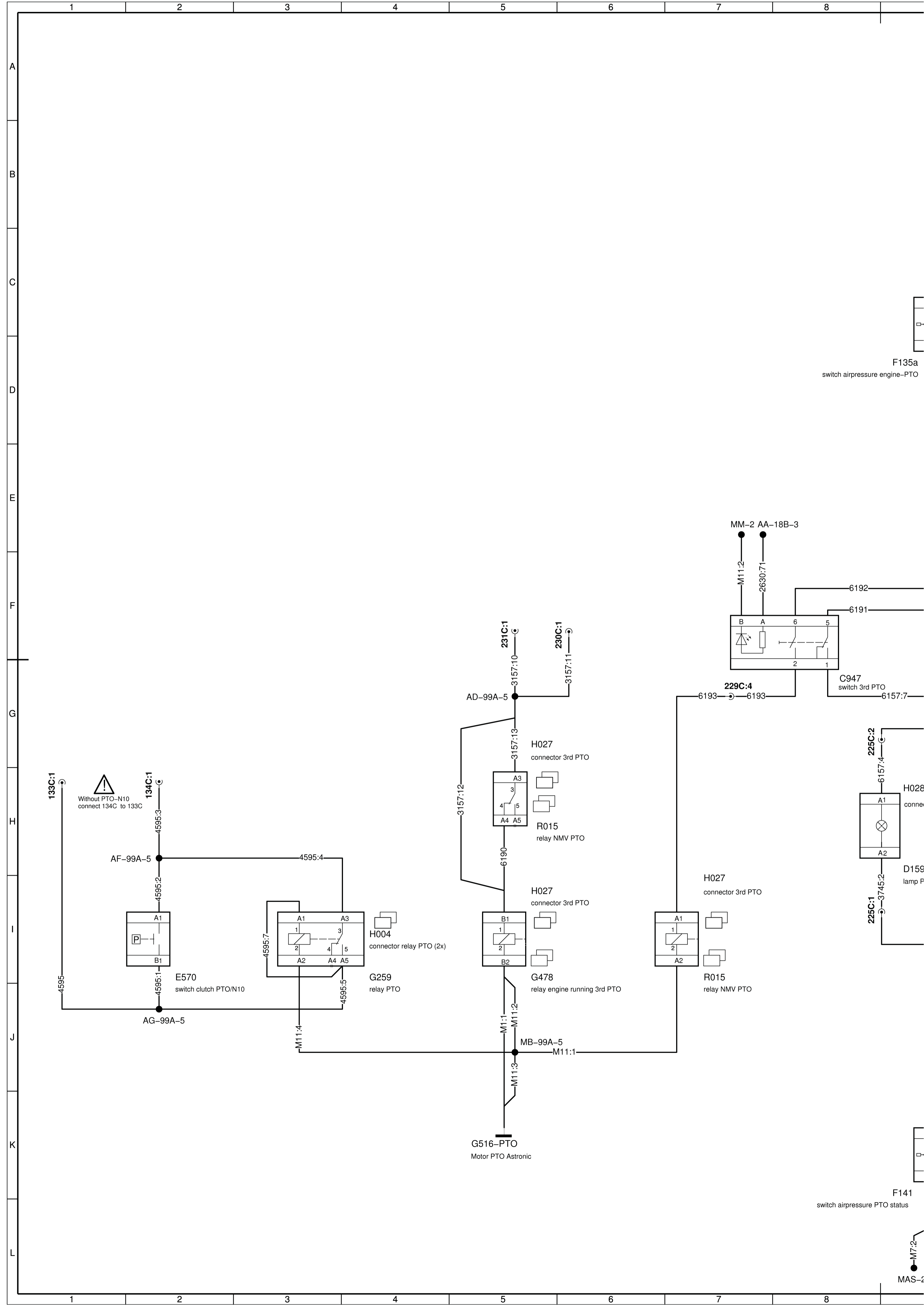




A004
connector trailer ABS/EBS 7-pole

A004
connector trailer ABS/EBS 7-pole

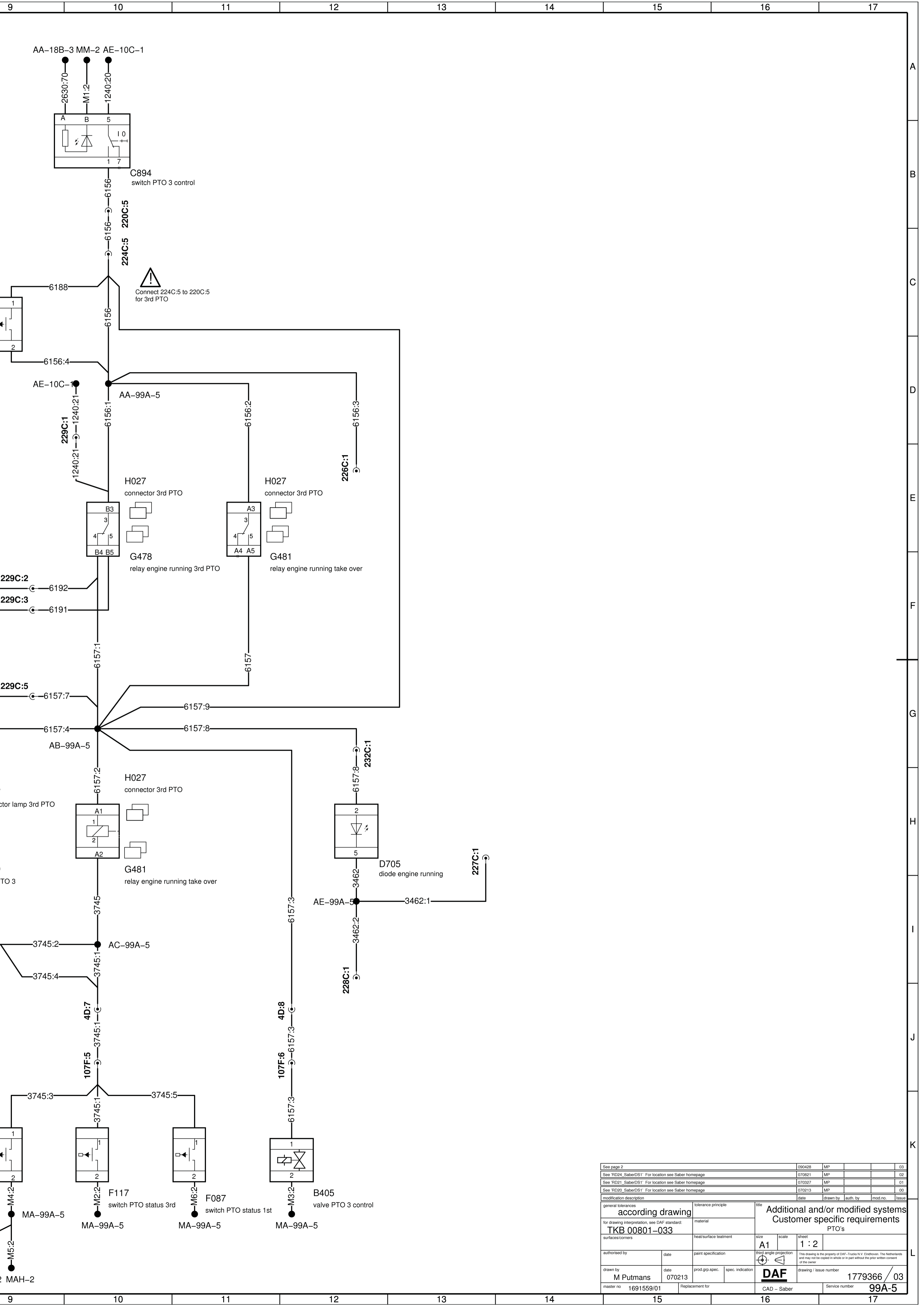
See 'RD22 SaberDS1' For location see Saber homepage				070427	MP			01
new 39p connector				070425	MP			00
modification description				date	drawn by	auth. by	mod. no.	issue
general tolerances		tolerance principle		title				
according drawing		material		Additional and/or modified systems Customer specific requirements				
for drawing interpretation, see DAF standard: TKB 00801-033		heat/surface treatment		size	scale	sheet		
surfaces/corners		paint specification		A1	1:1	1:1		
authorised by	date	third angle projection		This drawing is the property of DAF-Trucks N.V. Eindhoven. The Netherlands and may not be copied in whole or in part without the prior written consent of the owner.				
drawn by	date	prod.grp.spec.	spec.indication	DAF		drawing / issue number		
M. Putmans	070425			CAD - Saber		1781640 / 01		
master no.	Replacement for		1739900/00	Service number			99A-4	



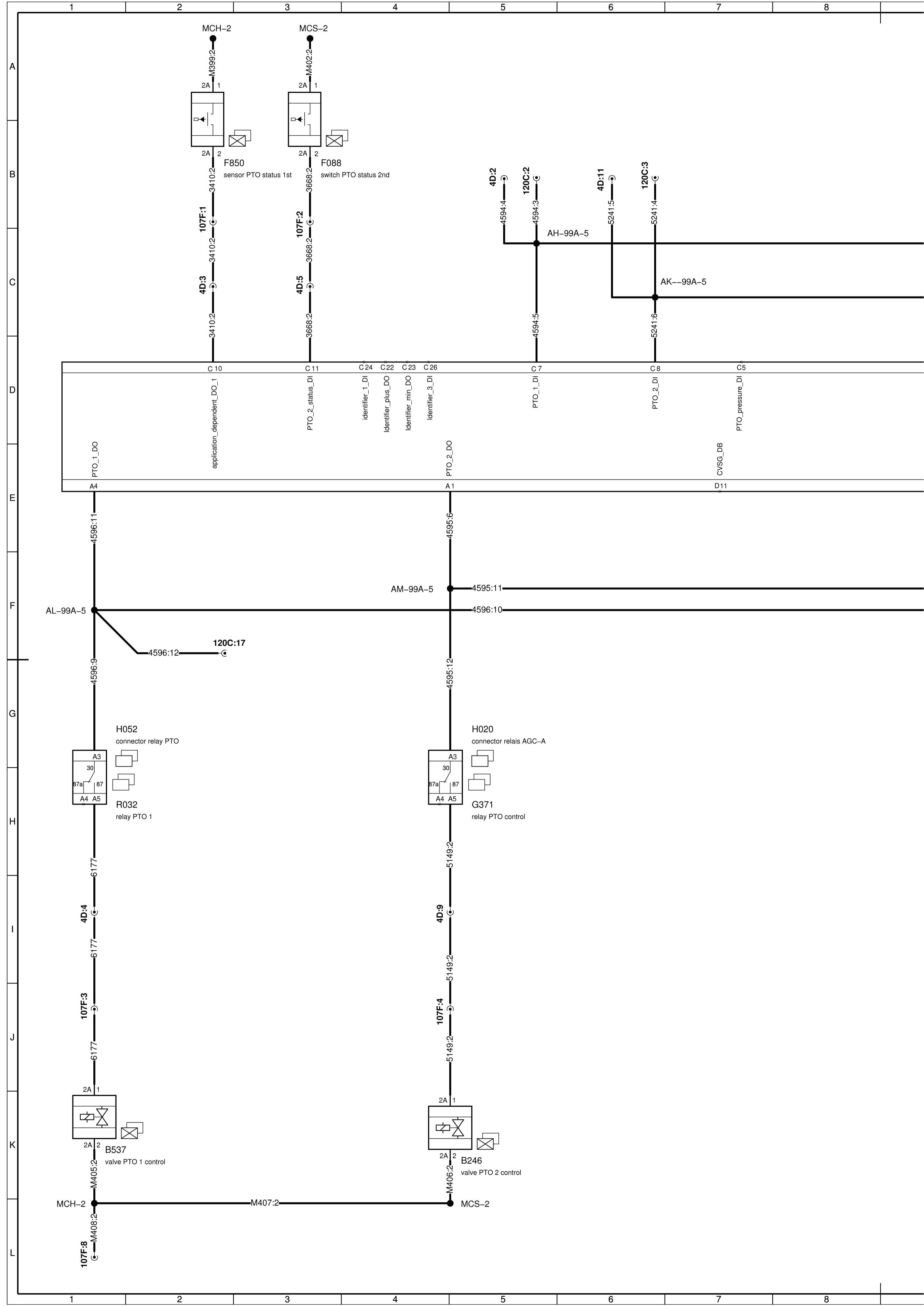
F135a
switch airpressure engine-PTO

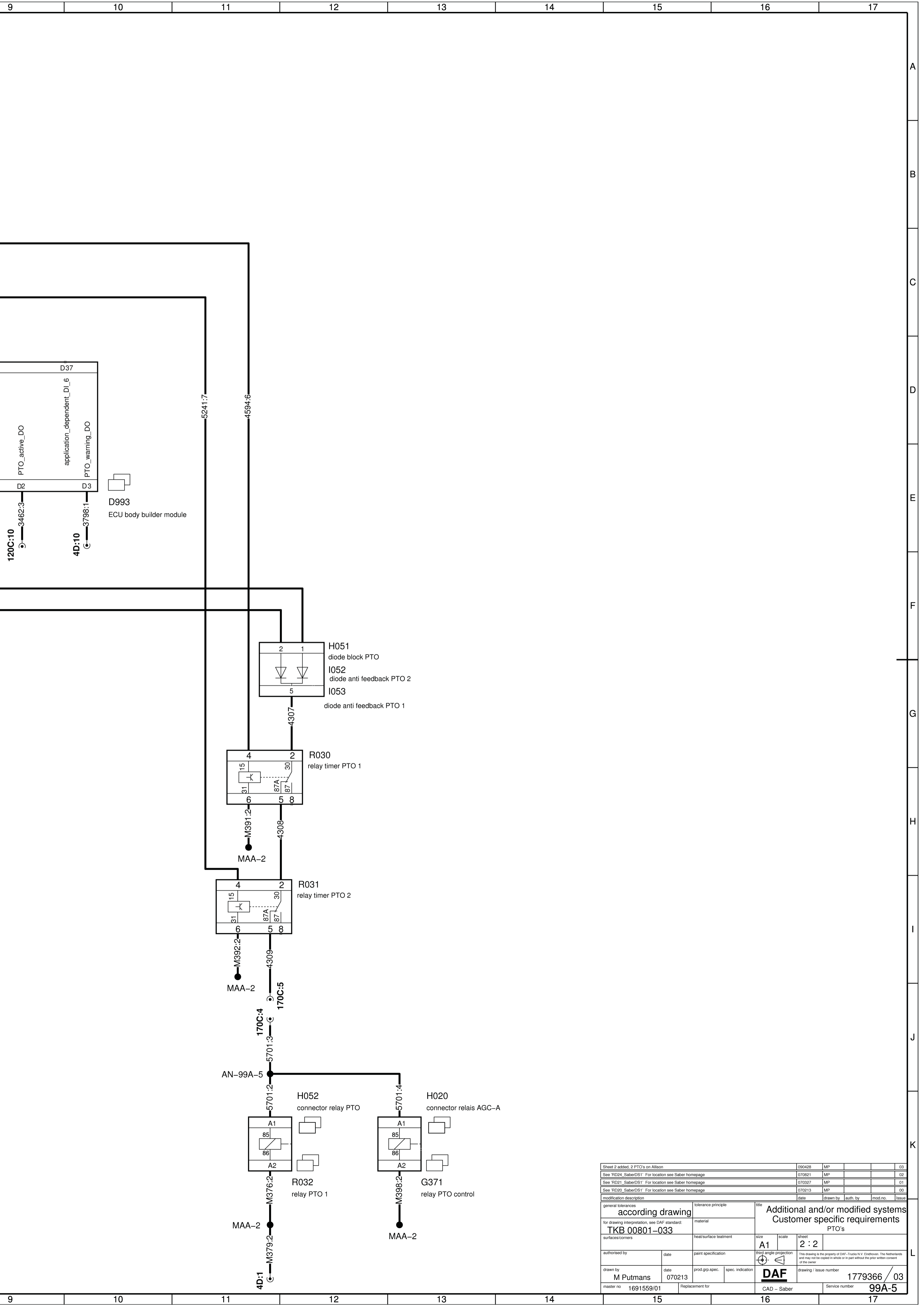
F141
switch airpressure PTO status

M7:2
MAS-2

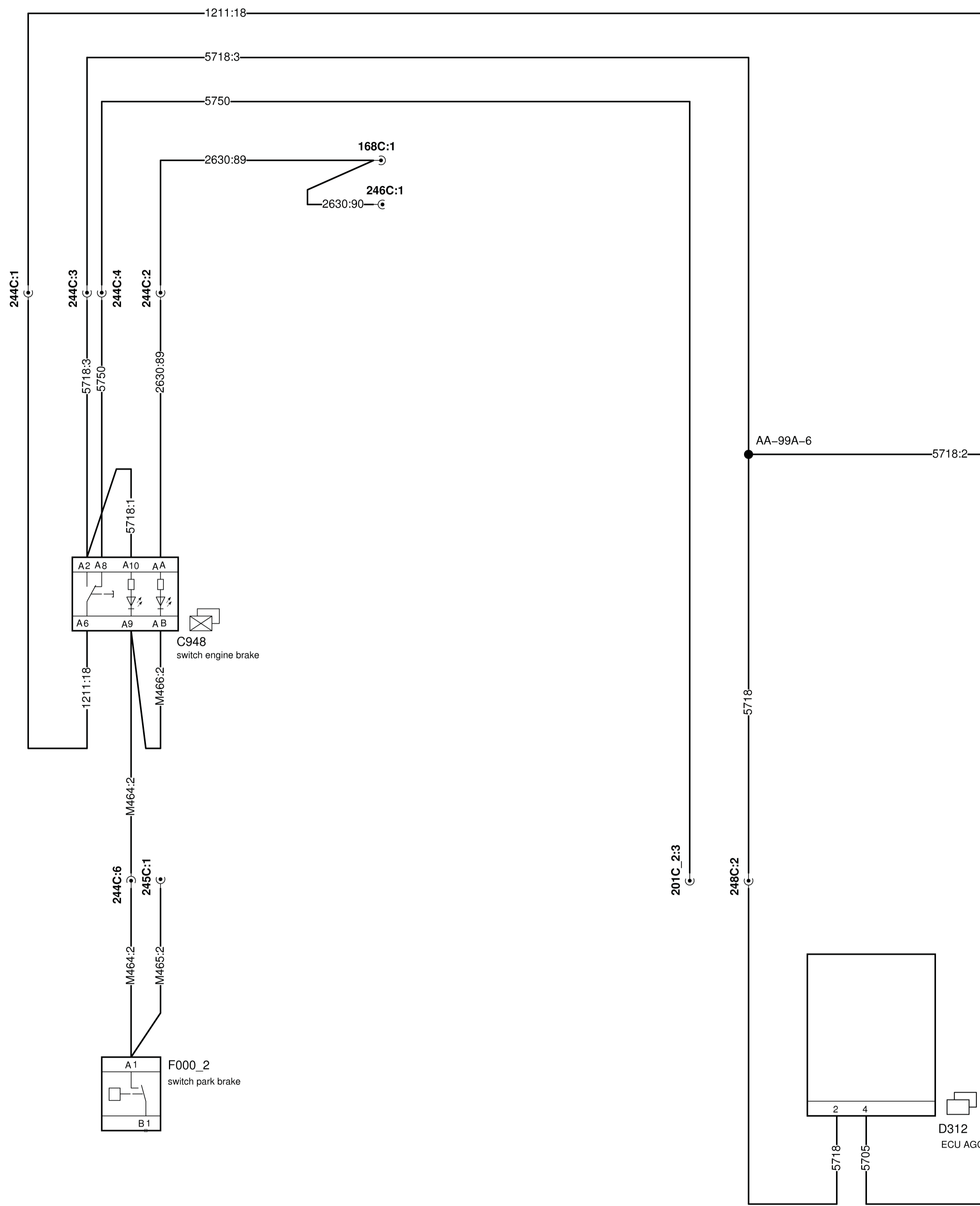


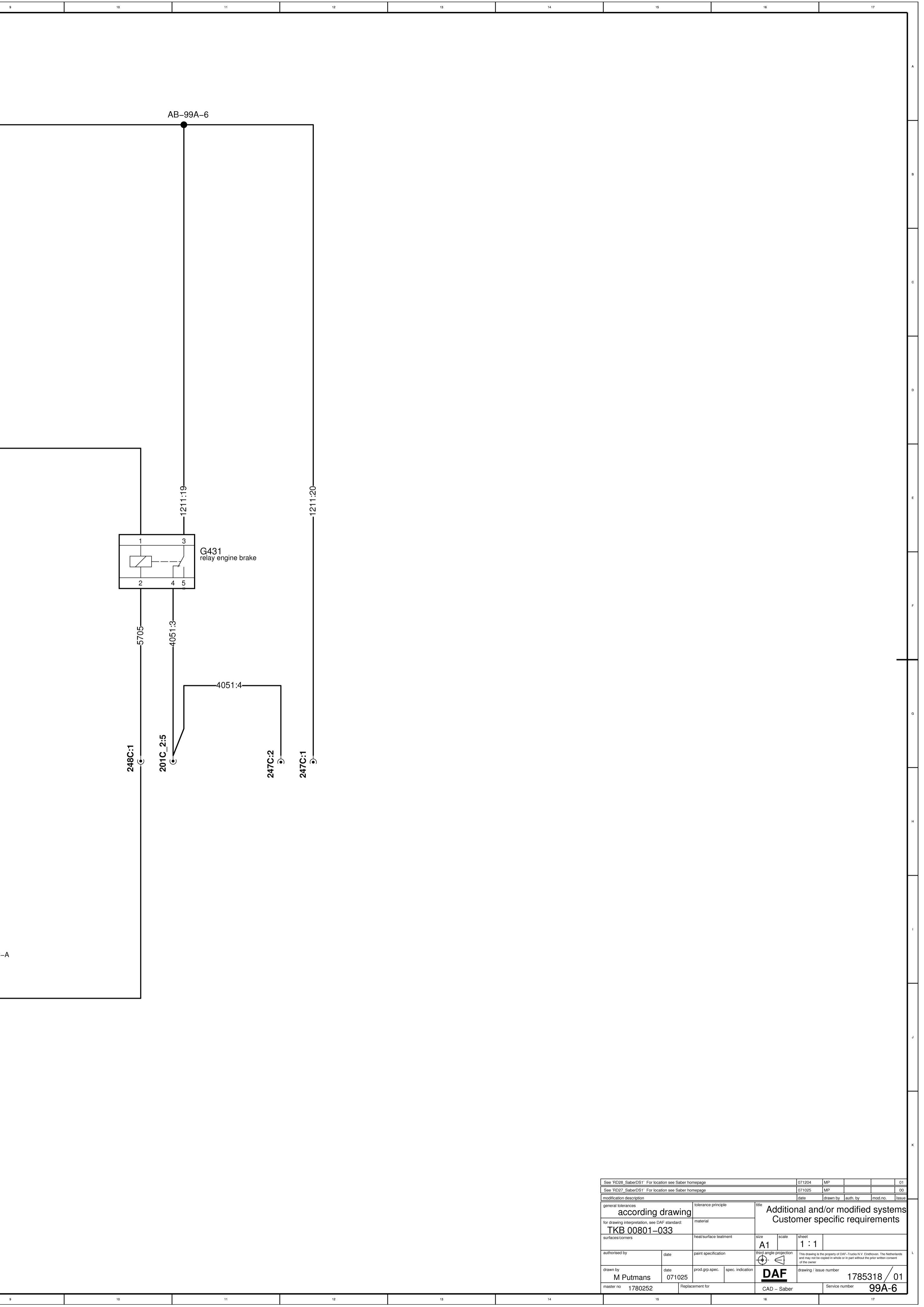
See page 2	090428	MP		03
See 'RD24 SaberDS1' For location see Saber homepage	070621	MP		02
See 'RD21 SaberDS1' For location see Saber homepage	070327	MP		01
See 'RD20 SaberDS1' For location see Saber homepage	070213	MP		00
modification description	date	drawn by	auth. by	mod. no.
general tolerances	tolerance principle	title		
according drawing		Additional and/or modified systems		
TKB 00801-033	material	Customer specific requirements		
surfaces/corners	heat/surface treatment	size	scale	sheet
		A1	1:2	1:2
authorised by	date	paint specification	third angle projection	This drawing is the property of DAF-Trucks N.V. Eindhoven, The Netherlands and may not be copied in whole or in part without the prior written consent of the owner.
drawn by	date	prod.grp.spec.	spec. indication	
M Putmans	070213			drawing / issue number
master no	1691559/01	Replacement for	CAD - Saber	Service number
				1779366 / 03
				99A-5





Sheet 2 added, 2 PTO's on Allison	090428	MP		03
See 'RD24 SaberDS1' For location see Saber homepage	070621	MP		02
See 'RD21 SaberDS1' For location see Saber homepage	070327	MP		01
See 'RD20 SaberDS1' For location see Saber homepage	070213	MP		00
modification description	date	drawn by	auth. by	mod. no.
general tolerances	according drawing		tolerance principle	title
for drawing interpretation, see DAF standard:	TKB 00801-033		material	Additional and/or modified systems Customer specific requirements PTO's
surfaces/corners	heat/surface treatment	size	scale	sheet
		A1	2:2	
authorised by	date	paint specification	third angle projection	This drawing is the property of DAF-Trucks N.V. Eindhoven, The Netherlands and may not be copied in whole or in part without the prior written consent of the owner.
drawn by	date	prod.grp.spec.	spec. indication	
M Putmans	070213		DAF	drawing / issue number
master no	1691559/01	Replacement for	CAD - Saber	Service number
				99A-5





See RD28 SaberOS1* For location see Saber homepage	071204	MP			01
See RD27 SaberOS1* For location see Saber homepage	071025	MP			00
modification description	date	drawn by	auth. by	mod. no.	issue
general tolerances	according drawing		tolerance principle	title	
for drawing interpretation, see DAF standard:	TKB 00801-033		material	Additional and/or modified systems Customer specific requirements	
surfaces/corners	heat/surface treatment	size	scale	sheet	
		A1	1:1	1	
authorised by	date	paint specification	third angle projection	This drawing is the property of DAF-Trucks N.V. Eindhoven. The Netherlands and may not be copied in whole or in part without the prior written consent of the owner.	
drawn by	date	prod.grp.spec.	spec. indication	DAF	drawing / issue number
M Putmans	071025				1785318 / 01
master no	1780252	Replacement for	CAD - Saber	Service number	99A-6