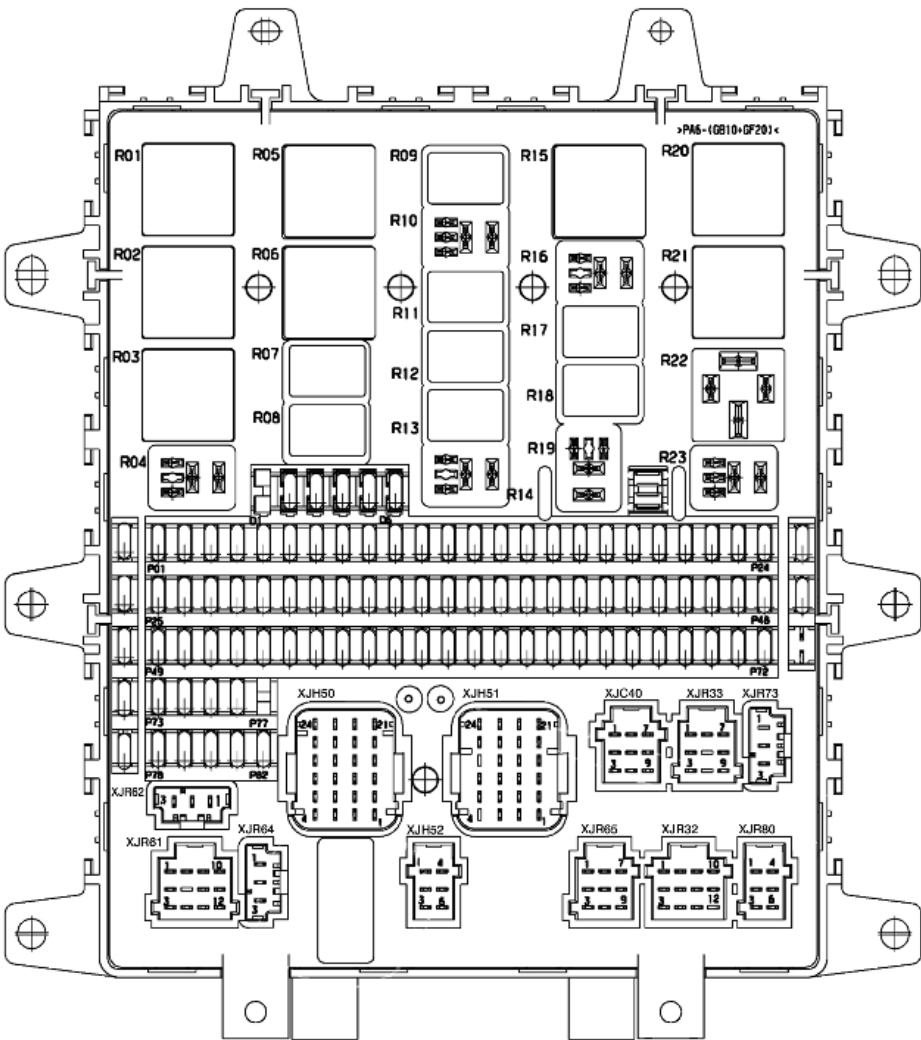


# Table of fuses on electrical distribution box



70 6832

F68	F34	F28	F67	F16	
F08	F03	F48	F24	F23	
F26	F29	F19	F106	F39	
F70	F10	F93	F64	F11	
F108		F94	F06	F59	
		F20	F36	F58	
		F92	F105	F97	
		F91	F75	F76	
		F31	F103	F96	
		F21	F43	F25	
		F107	F05	F52	
		F32	F72	F90	
		F46	F17	F104	
		F102	F13	F18	
		F37	F71	F101	
		F66	F61	F49	
		F63	F35	F30	
		F27	F02	F07	
		F55	F41	F09	
		F47	F40	F04	
		F77	F14	F100	
		F15	F42	F57	
		F54	F12	F51	
		F33	F22	F38	

70 6834

## Table of fuses on electrical distribution box

Code	Function	Folio (code)	Fuse	Amperage	Folio (fuse)
M050	Front passenger's sun visor motor	I01	F02	10	A42
M051	Driver's sun visor motor	I01	F02	10	A42
M052	Front sun visor motor	I01	F02	10	A42
D001	Principal information display	B20	F03	7.5	A40
G001	Vehicle management ECU	B03	F03	7.5	A40
S300	Cab tilting safety and authorization relay	A40	F03	7.5	A40
S600	Cab tilting motor power supply relay	B01	F03	7.5	A40
D001	Principal information display	B20	F04	5	A44
D004	Tachograph	B40	F04	5	A44
M022	Headlamps wash pump motor	H05	F05	30	A43
D001	Principal information display	B20	F06	5	A40
D004	Tachograph	B40	F07	5	A41
G001	Vehicle management ECU	B03	F07	5	A41
D001	Principal information display	B20	F08	5	A41
G025	Engine immobilizer ECU	G01	F08	5	A41
G026	Alarm ECU	G20	F08	5	A41
G028	Doors central locking ECU	G01	F08	5	A41
G051	Air production management ECU	F40	F08	5	A41
G003	Bodybuilder pre-arrangement management ECU	J01	F09	5	A41
B131	Air conditioner control	I70	F10	20	A40
G017	Cab temperature regulation ECU	I42	F10	20	A40
S452	Air conditioning fan piloting relay	I70	F10	20	A40
G021	Hydraulic retarder ECU	D30/D31	F11	10	A41
G012	Lighting and signalling management ECU	H05	F13	20	A41
M020	Windscreen wipers drive motor	H05	F13	20	A41
S400	Windscreen wipers motor time-delay relay	A41	F13	20	A41
J001	Cigar lighter	I03	F14	15	A42
X913	Vehicle diagnostic socket	K01	F15	5	A45
G005	EBS braking management ECU	E01/E03	F16	10	A41
V010	PTO engagement electrovalve N° 1	B01	F16	10	A41
V018	PTO engagement electrovalve N° 2	J01	F16	10	A41

E502	<b>RH main beam headlight</b>	<b>H04</b>	<b>F17</b>	<b>10</b>	<b>A42</b>
L008	<b>Electric horn</b>	<b>H06</b>	<b>F18</b>	<b>10</b>	<b>A43</b>
V107	<b>Air horn</b>	<b>H06</b>	<b>F18</b>	<b>10</b>	<b>A43</b>
G001	<b>Vehicle management ECU</b>	<b>B03</b>	<b>F19</b>	<b>5</b>	<b>A40</b>
K003	<b>Air conditioning ECU</b>	<b>I70</b>	<b>F19</b>	<b>5</b>	<b>A40</b>
M200	<b>Air conditioning compressor electric clutch</b>	<b>I70</b>	<b>F19</b>	<b>5</b>	<b>A40</b>
G028	<b>Doors central locking ECU</b>	<b>G01</b>	<b>F20</b>	<b>10</b>	<b>A40</b>
G026	<b>Alarm ECU</b>	<b>G20</b>	<b>F20</b>	<b>10</b>	<b>A40</b>
X906	<b>ABS/EBS trailer socket</b>	<b>J40</b>	<b>F21</b>	<b>20</b>	<b>A45</b>
E007	<b>Bunk lower RH overhead light</b>	<b>H06</b>	<b>F22</b>	<b>10</b>	<b>A43</b>
E008	<b>Driver's side single overhead light</b>	<b>H06</b>	<b>F22</b>	<b>10</b>	<b>A43</b>
E009	<b>Bunk lower LH overhead light</b>	<b>H06</b>	<b>F22</b>	<b>10</b>	<b>A43</b>
E010	<b>Front passenger's side single overhead light</b>	<b>H06</b>	<b>F22</b>	<b>10</b>	<b>A43</b>
E012	<b>RH upper overhead lighting (door)</b>	<b>H06</b>	<b>F22</b>	<b>10</b>	<b>A43</b>
E025	<b>Driver's reading spotlight</b>	<b>H06</b>	<b>F22</b>	<b>10</b>	<b>A43</b>
E026	<b>Front passenger's reading spotlight</b>	<b>H06</b>	<b>F22</b>	<b>10</b>	<b>A43</b>
E033	<b>LH upper overhead lighting (door)</b>	<b>H06</b>	<b>F22</b>	<b>10</b>	<b>A43</b>
E034	<b>LH overhead lighting (ambience)</b>	<b>H06</b>	<b>F22</b>	<b>10</b>	<b>A43</b>
E035	<b>RH overhead lighting (ambience)</b>	<b>H06</b>	<b>F22</b>	<b>10</b>	<b>A43</b>
E038	<b>Row 1 lighting</b>	<b>H06</b>	<b>F22</b>	<b>10</b>	<b>A43</b>
E039	<b>Row 2 lighting</b>	<b>H06</b>	<b>F22</b>	<b>10</b>	<b>A43</b>
E040	<b>Row 3 lighting</b>	<b>H06</b>	<b>F22</b>	<b>10</b>	<b>A43</b>
E041	<b>Row 4 lighting</b>	<b>H06</b>	<b>F22</b>	<b>10</b>	<b>A43</b>
E042	<b>Upper left-hand side overhead lamp lighting</b>	<b>H06</b>	<b>F22</b>	<b>10</b>	<b>A43</b>
E043	<b>Upper right-hand side overhead lamp lighting</b>	<b>H06</b>	<b>F22</b>	<b>10</b>	<b>A43</b>
E102	<b>Driver's side stepwell lighting</b>	<b>H06</b>	<b>F22</b>	<b>10</b>	<b>A43</b>
E103	<b>Front passenger's side stepwell lighting</b>	<b>H06</b>	<b>F22</b>	<b>10</b>	<b>A43</b>
G004	<b>Air suspension ECU</b>	<b>F01/F02/F03</b>	<b>F23</b>	<b>5</b>	<b>A41</b>
G027	<b>Piloted axle ECU</b>	<b>F20</b>	<b>F23</b>	<b>5</b>	<b>A41</b>
G104	<b>Tyre pressures monitoring ECU</b>	<b>G60</b>	<b>F23</b>	<b>5</b>	<b>A41</b>
N001	<b>Fuel heater resistor N° 2</b>	<b>C01</b>	<b>F24</b>	<b>20</b>	<b>A41</b>
A230	<b>Available power supply (equipment in "road" position warning pictogram)</b>	<b>J20</b>	<b>F25</b>	<b>10</b>	<b>A45</b>
A240	<b>Available power supply (lighting)</b>	<b>J20</b>	<b>F25</b>	<b>10</b>	<b>A45</b>
D001	<b>Principal information display</b>	<b>B20</b>	<b>F25</b>	<b>10</b>	<b>A45</b>

X900	15-pin trailer socket	J40	F25	10	A45
A205	Available power supply (after ignition)	J21	F26	15	A41
M056	Driver's door window winder motor	I01	F27	20	A42
M057	Front passenger's door window winder motor	I01	F27	20	A42
G005	EBS braking management ECU	E01/E03	F28	20	A42
G018	Onboard management interface ECU	B60	F29	10	A40
G100	Datamax gateway ECU	B61	F29	10	A40
G103	Positioning module ECU	B61	F29	10	A40
G012	Lighting and signalling management ECU	H05	F30	30	A43
D001	Principal information display	B20	F31	20	A43
G017	Cab temperature regulation ECU	I42	F31	20	A43
K001	Air/water add-on heater	I42	F31	20	A43
K002	Air/air add-on heater	I40	F31	20	A43
A204	Available power supply (after master switch)	J21	F32	10	A42
M102	Cab tilting motor	B01	F33	30	A45
G018	Onboard management interface ECU	B60	F34	3	A40
G100	Datamax gateway ECU	B61	F34	3	A40
A308	Pre-arrangement for onboard management (screen and keyboard)	J21	F35	20	A42
G012	Lighting and signalling management ECU	H04	F36	10	A40
A013	Voltage converter (24V / 12V - 15A) for audio communication system	I20	F37	10	A42
B207	Emergency flashing lights control	B63	F37	10	A42
G018	Onboard management interface ECU	B63	F37	10	A42
D001	Principal information display	B20	F38	10	A43
E510	Working spotlight	H06	F38	10	A43
G001	Vehicle management ECU	B03	F39	15	A41
M080	RH rearview mirror horizontal swivelling motor	I02	F39	15	A41
M081	RH rearview mirror vertical swivelling motor	I02	F39	15	A41
M082	LH rearview mirror horizontal swivelling motor	I02	F39	15	A41
M083	LH rearview mirror vertical swivelling motor	I02	F39	15	A41
N008	LH defrosting rearview mirror resistor	I02	F39	15	A41
N009	RH defrosting rearview mirror resistor	I02	F39	15	A41
S500	Heated and swivelling rearview mirror power supply relay	A41	F39	15	A41

C077	<b>Nitrogen oxides gases concentration sensor</b>	<b>C30</b>	<b>F40</b>	<b>30</b>	<b>A41</b>
G002	<b>Engine management ECU</b>	<b>C01</b>	<b>F40</b>	<b>30</b>	<b>A41</b>
G030	<b>AdBlue supply management pump module</b>	<b>C30</b>	<b>F40</b>	<b>30</b>	<b>A41</b>
M002	<b>Starter</b>	<b>A01/A20</b>	<b>F40</b>	<b>30</b>	<b>A41</b>
M205	<b>Water pump electromagnetic clutch</b>	<b>C02</b>	<b>F40</b>	<b>30</b>	<b>A41</b>
S020	<b>Starting relay</b>	<b>A41</b>	<b>F40</b>	<b>30</b>	<b>A41</b>
S501	<b>Air preheating relay</b>	<b>C01</b>	<b>F40</b>	<b>30</b>	<b>A41</b>
V020	<b>Exhaust brake solenoid valve unit</b>	<b>C01</b>	<b>F40</b>	<b>30</b>	<b>A41</b>
V021	<b>Engine brake N° 1 solenoid valve</b>	<b>C01</b>	<b>F40</b>	<b>30</b>	<b>A41</b>
V023	<b>Exhaust brake solenoid valve</b>	<b>C01</b>	<b>F40</b>	<b>30</b>	<b>A41</b>
V052	<b>Range change electrovalve</b>	<b>C01</b>	<b>F40</b>	<b>30</b>	<b>A41</b>
V053	<b>Splitter control electrovalve</b>	<b>C01</b>	<b>F40</b>	<b>30</b>	<b>A41</b>
V108	<b>Air dryer bleeding solenoid valve</b>	<b>C01</b>	<b>F40</b>	<b>30</b>	<b>A41</b>
V109	<b>Engine cooling fan speed regulation solenoid valve</b>	<b>C01</b>	<b>F40</b>	<b>30</b>	<b>A41</b>
V126	<b>Pistons cooling solenoid valve</b>	<b>C01</b>	<b>F40</b>	<b>30</b>	<b>A41</b>
V127	<b>Engine oil cooling solenoid valve</b>	<b>C01</b>	<b>F40</b>	<b>30</b>	<b>A41</b>
M002	<b>Starter</b>	<b>A01/A20</b>	<b>F41</b>	<b>15</b>	<b>A41</b>
M205	<b>Water pump electromagnetic clutch</b>	<b>C02</b>	<b>F41</b>	<b>15</b>	<b>A41</b>
S020	<b>Starting relay</b>	<b>A41</b>	<b>F41</b>	<b>15</b>	<b>A41</b>
V020	<b>Exhaust brake solenoid valve unit</b>	<b>C01</b>	<b>F41</b>	<b>15</b>	<b>A41</b>
V021	<b>Engine brake N° 1 solenoid valve</b>	<b>C01</b>	<b>F41</b>	<b>15</b>	<b>A41</b>
V023	<b>Exhaust brake solenoid valve</b>	<b>C01</b>	<b>F41</b>	<b>15</b>	<b>A41</b>
V052	<b>Range change electrovalve</b>	<b>C01</b>	<b>F41</b>	<b>15</b>	<b>A41</b>
V053	<b>Splitter control electrovalve</b>	<b>C01</b>	<b>F41</b>	<b>15</b>	<b>A41</b>
V108	<b>Air dryer bleeding solenoid valve</b>	<b>C01</b>	<b>F41</b>	<b>15</b>	<b>A41</b>
V126	<b>Pistons cooling solenoid valve</b>	<b>C01</b>	<b>F41</b>	<b>15</b>	<b>A41</b>
V127	<b>Engine oil cooling solenoid valve</b>	<b>C01</b>	<b>F41</b>	<b>15</b>	<b>A41</b>
S501	<b>Air preheating relay</b>	<b>C01</b>	<b>F42</b>	<b>10</b>	<b>A41</b>
V109	<b>Engine cooling fan speed regulation solenoid valve</b>	<b>C01</b>	<b>F42</b>	<b>10</b>	<b>A41</b>
A013	<b>Voltage converter (24V / 12V - 15A) for audio communication system</b>	<b>I20</b>	<b>F43</b>	<b>15</b>	<b>A43</b>
X902	<b>24 Volts power supply socket</b>	<b>I03</b>	<b>F43</b>	<b>15</b>	<b>A43</b>
A240	<b>Available power supply (lighting)</b>	<b>H30</b>	<b>F46</b>	<b>20</b>	<b>A45</b>
D001	<b>Principal information display</b>	<b>B20</b>	<b>F46</b>	<b>20</b>	<b>A45</b>

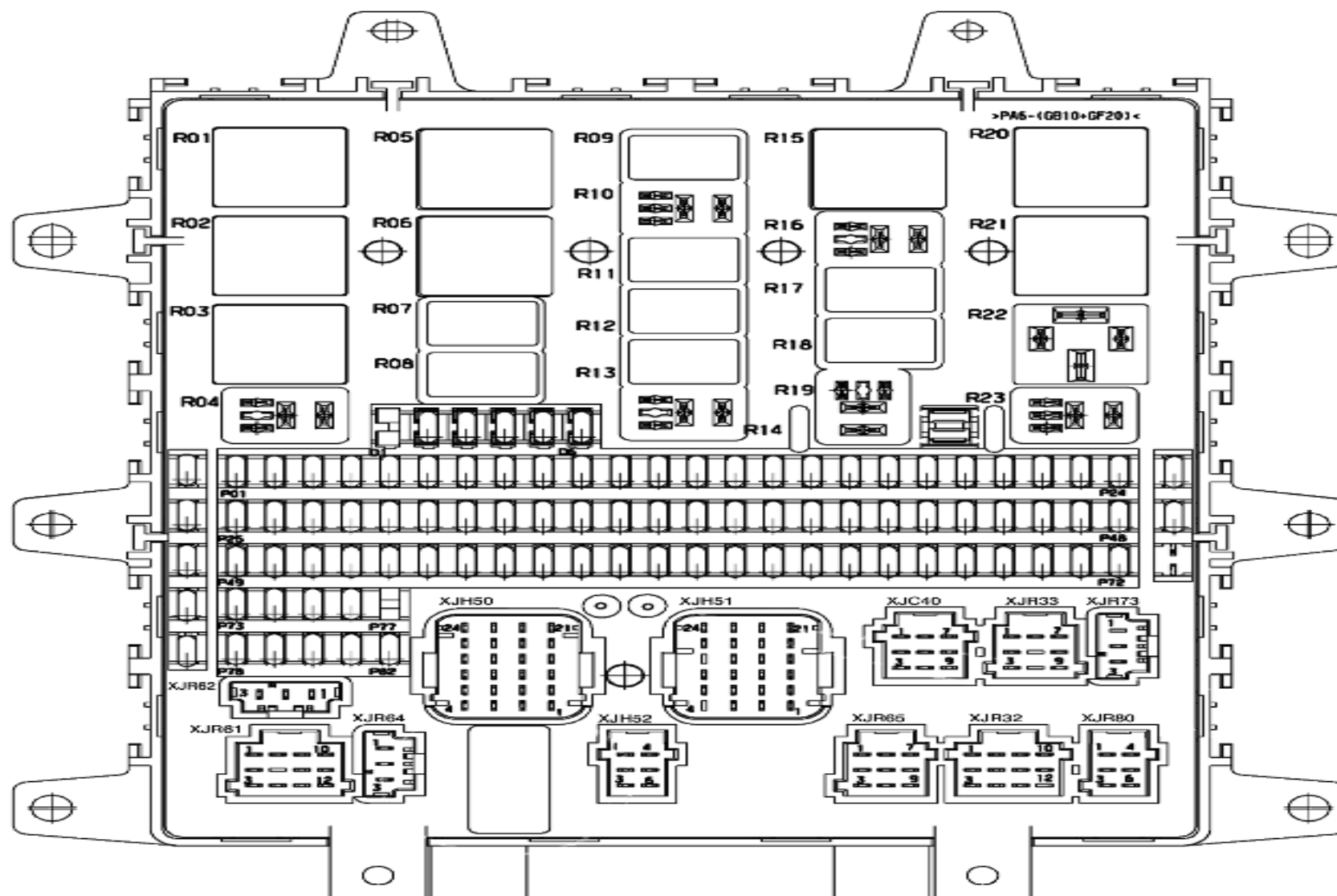
G051	<b>Air production management ECU</b>	<b>F40</b>	<b>F47</b>	<b>7,5</b>	<b>A40</b>
B186	<b>Brake holding enabling control</b>	<b>E01/E03</b>	<b>F48</b>	<b>3</b>	<b>A40</b>
G005	<b>EBS braking management ECU</b>	<b>E01/E03</b>	<b>F48</b>	<b>3</b>	<b>A40</b>
G004	<b>Air suspension ECU</b>	<b>F01/F02/F03</b>	<b>F49</b>	<b>5</b>	<b>A43</b>
G027	<b>Piloted axle ECU</b>	<b>F20</b>	<b>F51</b>	<b>5</b>	<b>A45</b>
G104	<b>Tyre pressures monitoring ECU</b>	<b>G60</b>	<b>F51</b>	<b>5</b>	<b>A45</b>
G001	<b>Vehicle management ECU</b>	<b>B03</b>	<b>F52</b>	<b>10</b>	<b>A40</b>
G025	<b>Engine immobilizer ECU</b>	<b>G01</b>	<b>F52</b>	<b>10</b>	<b>A40</b>
S001	<b>After ignition power supply relay N°1</b>	<b>A40</b>	<b>F52</b>	<b>10</b>	<b>A40</b>
S004	<b>Accessories power supply relay N° 1</b>	<b>A42</b>	<b>F52</b>	<b>10</b>	<b>A40</b>
X913	<b>Vehicle diagnostic socket</b>	<b>K01</b>	<b>F52</b>	<b>10</b>	<b>A40</b>
A303	<b>Pre-arrangement for onboard management (ECU)</b>	<b>B60</b>	<b>F54</b>	<b>10</b>	<b>A40</b>
G018	<b>Onboard management interface ECU</b>	<b>B63</b>	<b>F54</b>	<b>10</b>	<b>A40</b>
G102	<b>Onboard management ECU</b>	<b>B61/B63</b>	<b>F54</b>	<b>10</b>	<b>A40</b>
G021	<b>Hydraulic retarder ECU</b>	<b>D30/D31</b>	<b>F57</b>	<b>10</b>	<b>A40</b>
B170	<b>Cab emergency stop control</b>	<b>A21</b>	<b>F58</b>	<b>3</b>	<b>A40</b>
S021	<b>Alternator circuit earthing relay (ADR)</b>	<b>A40</b>	<b>F58</b>	<b>3</b>	<b>A40</b>
A303	<b>Pre-arrangement for onboard management (ECU)</b>	<b>B60</b>	<b>F59</b>	<b>10</b>	<b>A41</b>
G018	<b>Onboard management interface ECU</b>	<b>B63</b>	<b>F59</b>	<b>10</b>	<b>A41</b>
G102	<b>Onboard management ECU</b>	<b>B61</b>	<b>F59</b>	<b>10</b>	<b>A41</b>
S104	<b>Reversing lights power supply relay</b>	<b>A41</b>	<b>F59</b>	<b>10</b>	<b>A41</b>
M023	<b>LH headlamp ride correction motor</b>	<b>H04</b>	<b>F61</b>	<b>15</b>	<b>A42</b>
M024	<b>RH headlamp ride correction motor</b>	<b>H04</b>	<b>F61</b>	<b>15</b>	<b>A42</b>
X909	<b>Extra 24 Volts power supply socket</b>	<b>I03</b>	<b>F63</b>	<b>15</b>	<b>A42</b>
X900	<b>15-pin trailer socket</b>	<b>J40</b>	<b>F64</b>	<b>10</b>	<b>A41</b>
M023	<b>LH headlamp ride correction motor</b>	<b>H04</b>	<b>F66</b>	<b>10</b>	<b>A42</b>
M024	<b>RH headlamp ride correction motor</b>	<b>H04</b>	<b>F66</b>	<b>10</b>	<b>A42</b>
M060	<b>Electric roof air vent motor</b>	<b>I01</b>	<b>F66</b>	<b>10</b>	<b>A42</b>
G019	<b>Gear selector ECU</b>	<b>D01</b>	<b>F67</b>	<b>10</b>	<b>A41</b>
A011	<b>Voltage converter (24V / 12V) for information technology pack</b>	<b>I03</b>	<b>F68</b>	<b>20</b>	<b>A45</b>
A021	<b>Voltage converter (24 / 12V - 15A)</b>	<b>I03</b>	<b>F68</b>	<b>20</b>	<b>A45</b>
J007	<b>Refrigerator</b>	<b>I03</b>	<b>F68</b>	<b>20</b>	<b>A45</b>
X906	<b>ABS/EBS trailer socket</b>	<b>J40</b>	<b>F70</b>	<b>10</b>	<b>A41</b>

A205	Available power supply (after ignition)	J20	F71	15	A41
E503	LH dipped beam headlight	H04	F72	10	A42
D001	Principal information display	B20	F72	10	A42
A247	Available power supply (alternator information, engine running)	J20	F75	15	A40
J002	RH heated seat unit	I03	F75	15	A40
J003	LH heated seat unit	I03	F75	15	A40
J006	Refrigerated compartment	I03	F75	15	A40
K002	Air/air add-on heater	I40	F76	10	A40
S021	Alternator circuit earthing relay (ADR)	A40	F76	10	A40
A204	Available power supply (after master switch)	J20/J21	F77	15	A43
G012	Lighting and signalling management ECU	H04/H05	F90	3	A45
S101	Rear fog lights power supply relay	A42	F90	3	A45
S102	Main beam headlights power supply relay	A42	F90	3	A45
S103	Fog driving lights power supply relay	A42	F90	3	A45
S106	Switches night lighting power supply relay	A45	F90	3	A45
E124	LH front side/parking lights	H04	F91	10	A44
E128	LH clearance lights N° 3	H04	F91	10	A44
E129	LH clearance lights N° 4	H04	F91	10	A44
E133	LH clearance lights N° 1	H04	F91	10	A44
E134	LH clearance lights N° 2	H04	F91	10	A44
E138	LH rear side/parking lights	H04	F91	10	A44
E144	Roof LH side/parking lights	H04/H30	F91	10	A44
E150	Anti-glare strip-mounted RH marker lights	H30	F91	10	A44
E152	Left-hand side marker lamp N° 5	H04	F91	10	A44
A245	Available power supply (lighting and side/parking lights)	H30	F92	10	A44
E122	RH clearance light N° 1	H04	F92	10	A44
E123	RH clearance light N° 2	H04	F92	10	A44
E125	RH front side/parking lights	H04	F92	10	A44
E131	RH clearance lights N° 3	H04	F92	10	A44
E132	RH clearance lights N° 4	H04	F92	10	A44
E137	RH rear side/parking lights	H04	F92	10	A44
E145	Roof LH side/parking lights	H04/H30	F92	10	A44
E149	Anti-glare strip-mounted LH marker lights	H30	F92	10	A44
E151	Right-hand side marker lamp N° 5	H04	F92	10	A44



A295	Available power supply (RH rear marker light(s))	J21	F93	15	A44
X900	15-pin trailer socket	J40	F93	15	A44
A294	Available power supply (LH rear marker light(s))	J21	F94	15	A44
X900	15-pin trailer socket	J40	F94	15	A44
O000	Instruments and controls night lighting	-	F96	3	A45
A297	Available power supply (night lighting)	J21	F97	5	A45
D001	Principal information display	B20	F100	15	A42
E502	RH main beam headlight	H04	F100	15	A42
E503	LH dipped beam headlight	H04	F100	15	A42
E506	LH fog driving light	H05	F100	15	A42
E507	RH fog driving light	H05	F100	15	A42
D001	Principal information display	B20	F101	10	A42
E116	RH rear fog light	H04	F101	10	A42
E117	LH rear fog light	H04	F101	10	A42
X900	15-pin trailer socket	J40	F101	10	A42
G019	Gear selector ECU	D01	F102	10	A42
G020	Automatic transmission ECU	D01	F102	10	A42
A253	Available power supply (reversing information)	J20	F103	10	A41
B151	Reversing buzzer inhibition control	H04	F103	10	A41
E141	LH reversing lights	H04	F103	10	A41
E142	RH reversing lights	H04	F103	10	A41
L004	External horn	H04	F103	10	A41
X900	15-pin trailer socket	J40	F103	10	A41
E119	LH stop lights	H04	F104	10	A40
E120	RH stop lights	H04	F104	10	A40
X900	15-pin trailer socket	J40	F104	10	A40
C077	Nitrogen oxides gases concentration sensor	C30	F107	10	A41
G030	AdBlue supply management pump module	C30	F107	10	A41
K001	Air/water add-on heater	I42	F108	20	A40
K002	Air/air add-on heater	I40	F108	20	A40

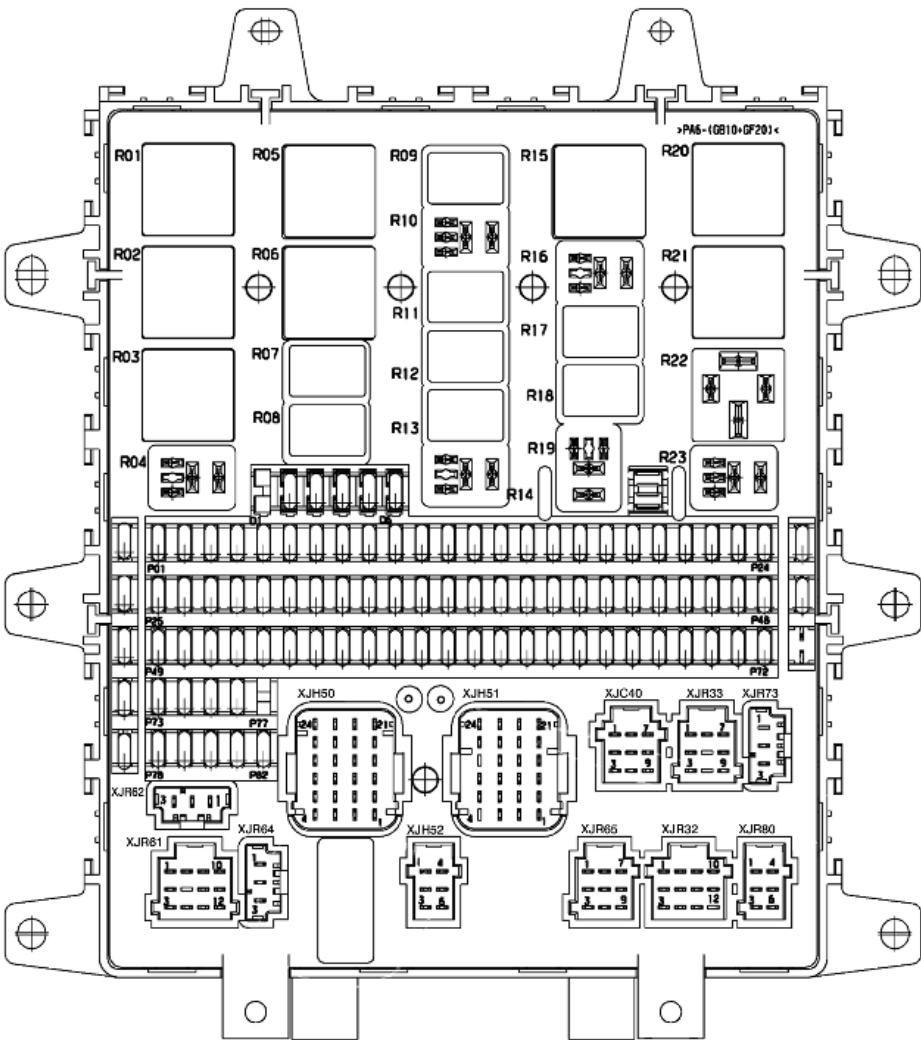
**Table of fuses on electrical distribution box**



F68	F34	F28	F67	F16	
F08	F03	F48	F24	F23	
F26	F29	F19	F106	F39	
F70	F10	F93	F64	F11	
F108		F94	F06	F59	
		F20	F36	F58	
		F92	F105	F97	
		F91	F75	F76	
		F31	F103	F96	
		F21	F43	F25	
		F107	F05	F52	
		F32	F72	F90	
		F46	F17	F104	
		F102	F13	F18	
		F37	F71	F101	
		F66	F61	F49	
		F63	F35	F30	
		F27	F02	F07	
		F55	F41	F09	
		F47	F40	F04	
		F77	F14	F100	
		F15	F42	F57	
		F54	F12	F51	
		F33	F22	F38	

70 6834

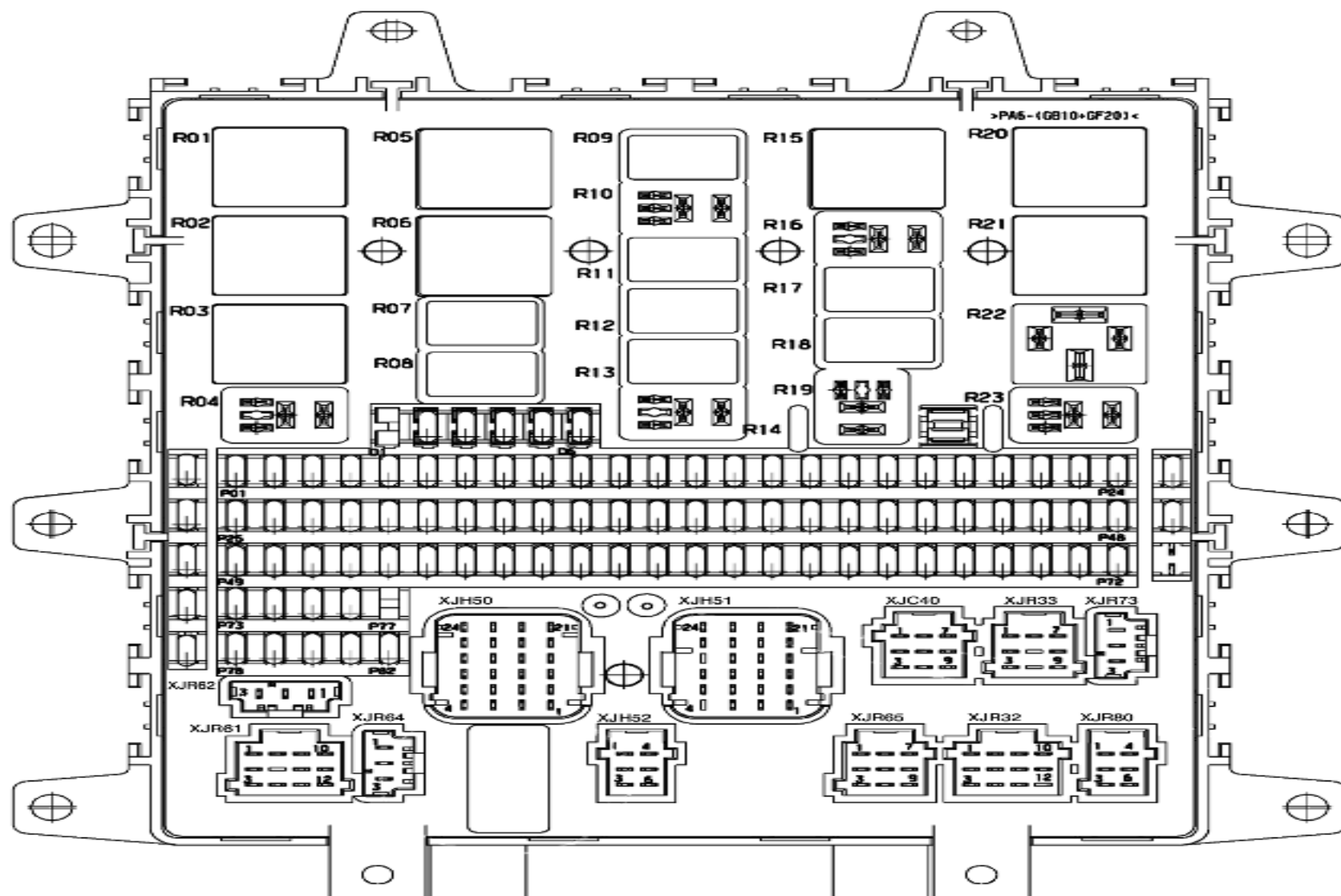
# Table of relays on distribution box



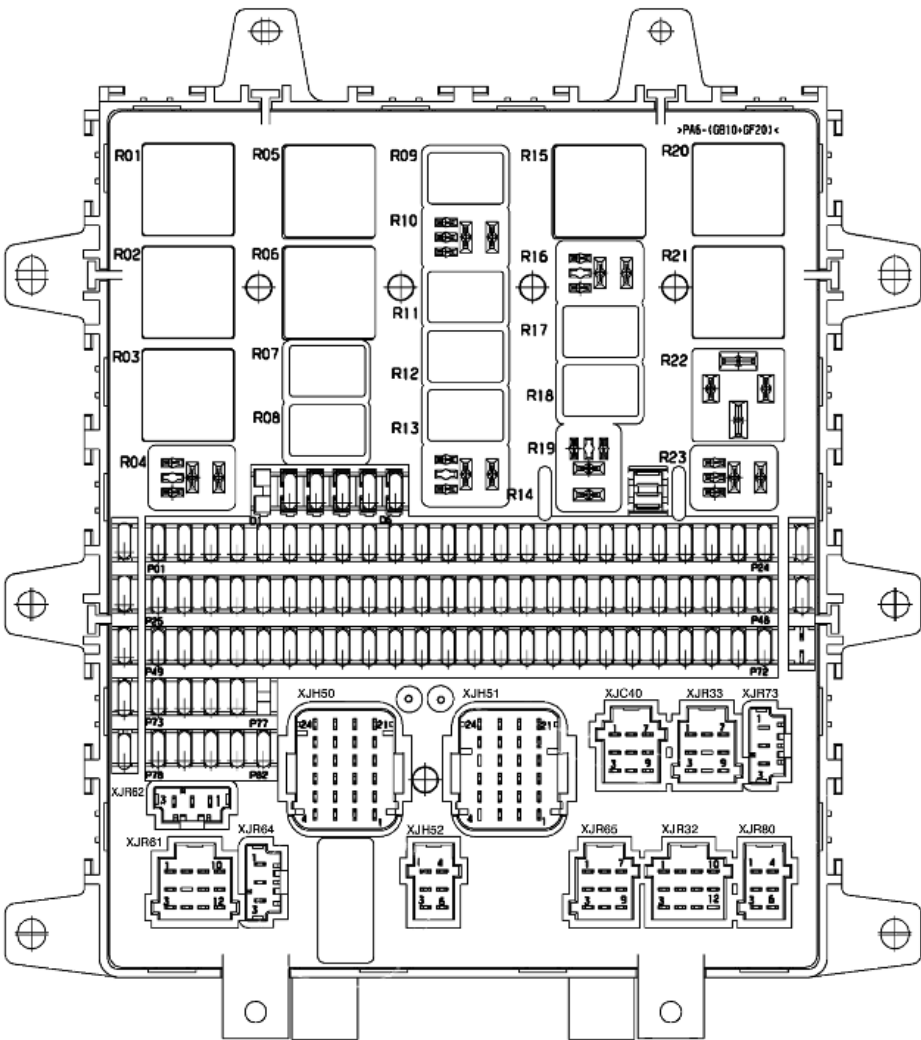
### Table of relays on distribution box

Code	Function	Relay item N°	Amperage	Diagram page N°
S001	After ignition power supply relay N°1	R01	50	A40
S002	After ignition power supply relay N°2	R02	50	A41
S003	After ignition power supply relay N° 3	R03	50	A41
S500	Heated and swivelling rearview mirror power supply relay	R04	10	A41
S022	Alternator controlled power supply relay (engine running)	R05	20	A40
S105	RH and LH side/parking and marker lights power supply relay	R06	20	A44
S106	Switches night lighting power supply relay	R07	10	A45
S104	Reversing lights power supply relay	R08	10	A41
S102	Main beam headlights power supply relay	R09	10	A42
S021	Alternator circuit earthing relay (ADR)	R10	10	A40
S453	Add-on heater power supply relay	R10	10	A43
S300	Cab tilting safety and authorization relay	R11	10	A40
S107	RH and LH side/parking and marker lights power supply relay (trailer and bodybuilder)	R12	10	A44
S100	Stop lights power supply relay	R13	10	A40
S200	Automatic transmission management ECU power supply relay	R14	10	A42
S400	Windscreen wipers motor time-delay relay	R15	20	A41
S451	Air conditioning compressor clutch power supply relay	R16	10	A43
S020	Starting relay	R17	10	A41
S101	Rear fog lights power supply relay	R18	10	A42
S202	Air suspension power supply relay	R19	10	A43
S201	Vehicle and engine ECUs power supply relay	R20	50	A41
S004	Accessories power supply relay N° 1	R21	50	A42
S005	Accessories power supply relay N° 2	R22	50	A42
S103	Fog driving lights power supply relay	R23	10	A42

### Table of relays on distribution box



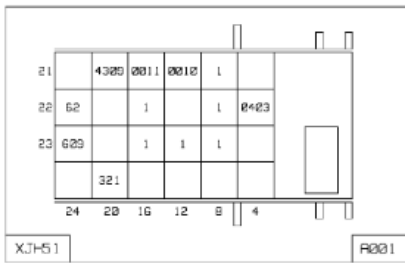
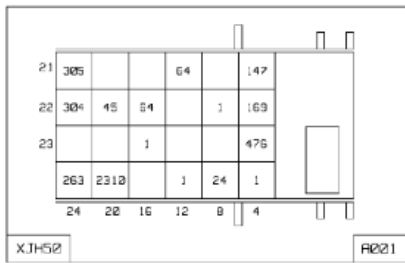
# Electrical distribution box -Face A connectors



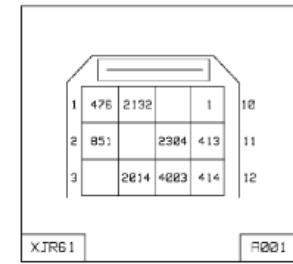
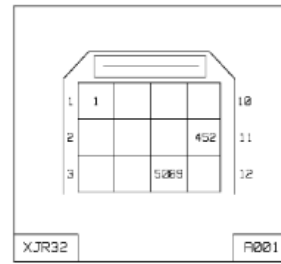
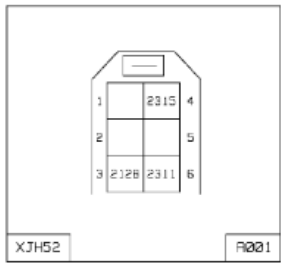
70 6832



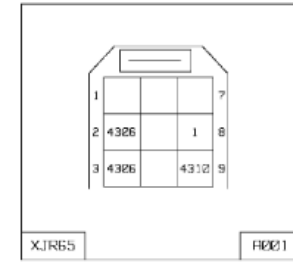
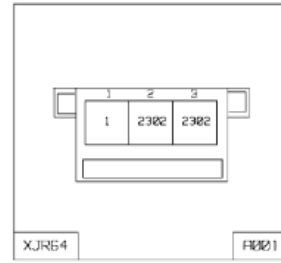
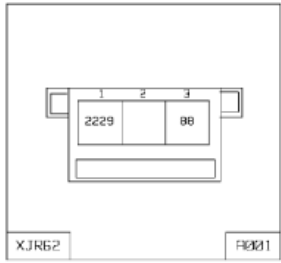
A



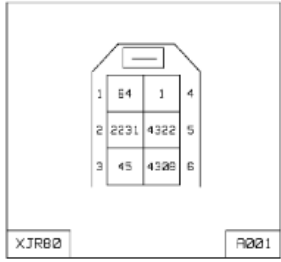
B



C



D



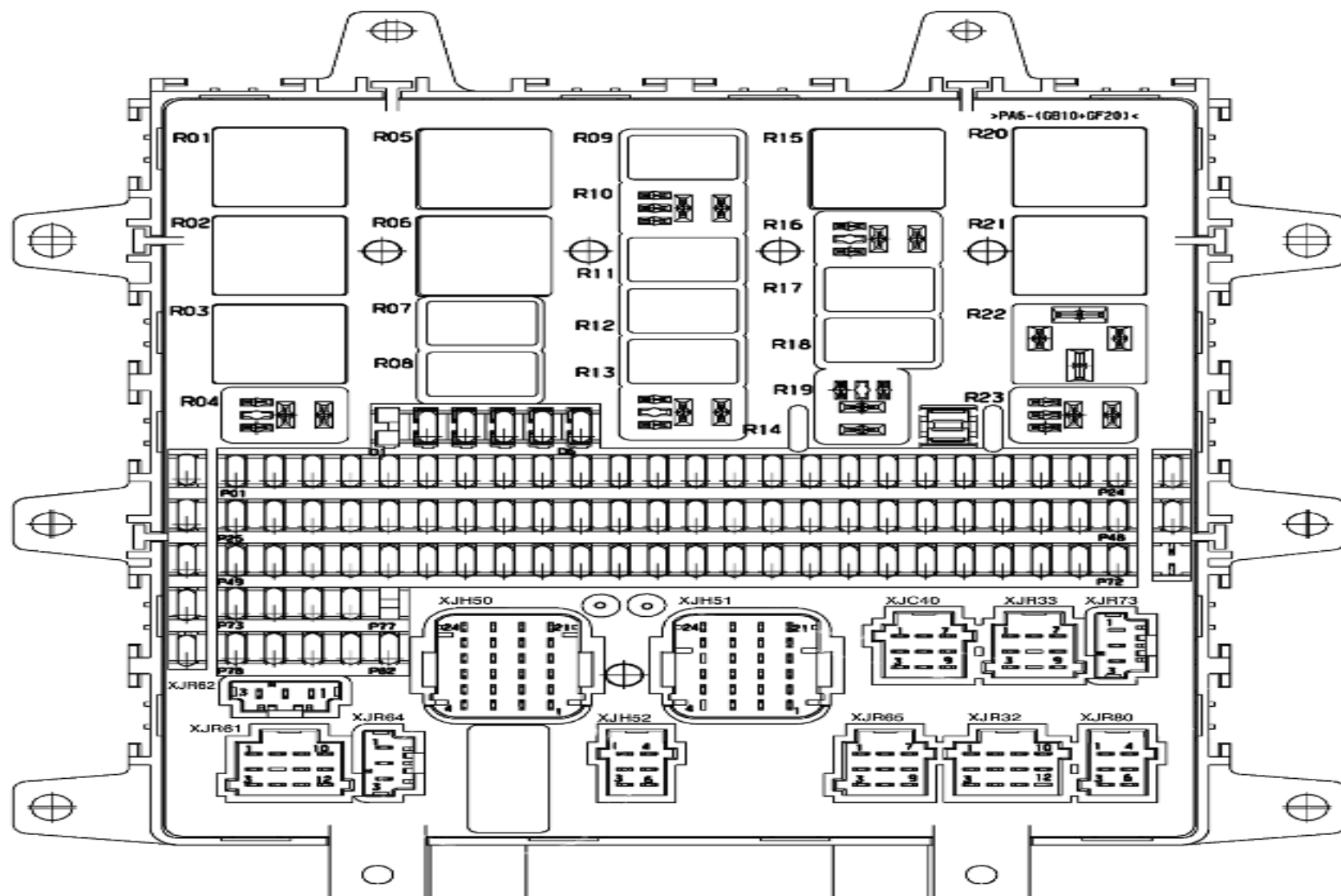
E

225705 / A  
W01

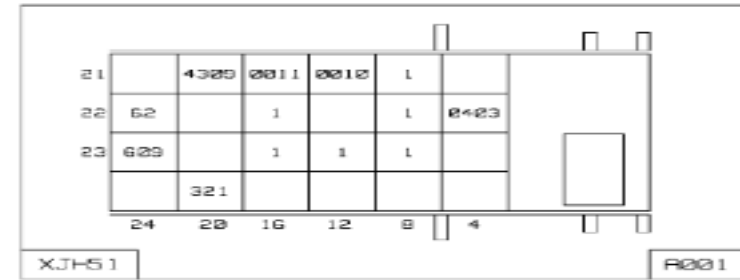
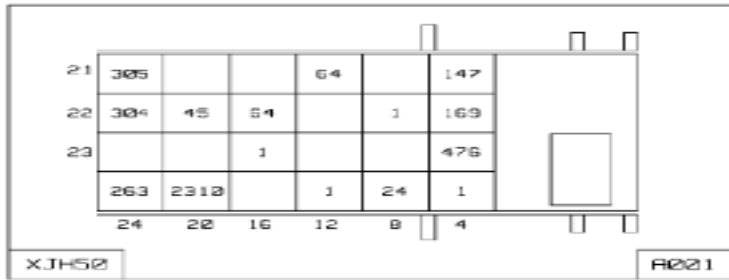
### Electrical distribution box -Face A connectors

Connector item N°	Function name	Colour	Number of ways
XJC40	Not used	-	-
XJH50	Dashboard wiring harness	Y	24
XJH51	Cab rear wiring harness	GN	24
XJH52	+ 24 Volts power supply wiring harness	NL	6
XJR32	Central console wiring harness	NL	12
XJR33	Not used	-	-
XJR61	Independent heating equipment	LBL	12
XJR62	ADR-specific independent heating equipment	GR	03
XJR64	Refrigerator or pack equipment wiring harness	BL	03
XJR65	Heated seats equipment wiring harness	Y	09
XJR73	Not used	-	-
XJR80	Independent heating equipment	BL	06

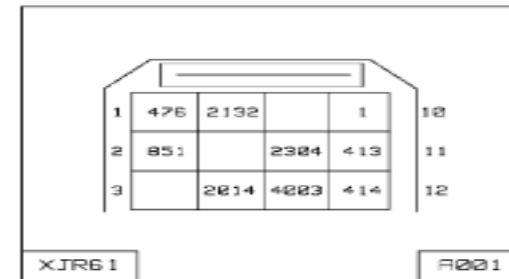
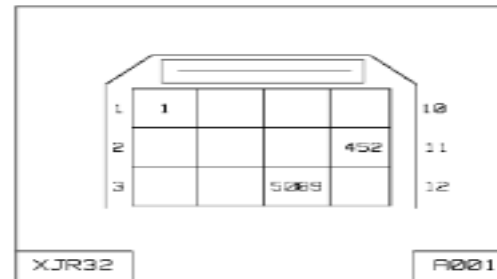
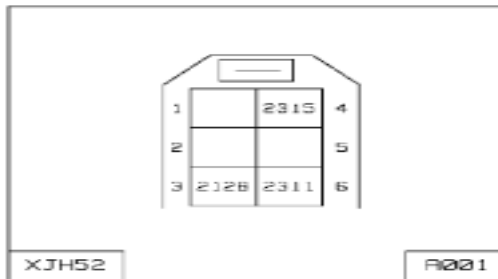
### Electrical distribution box -Face A connectors



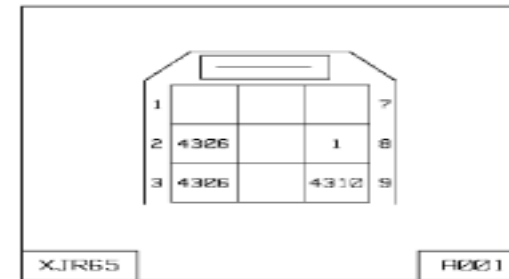
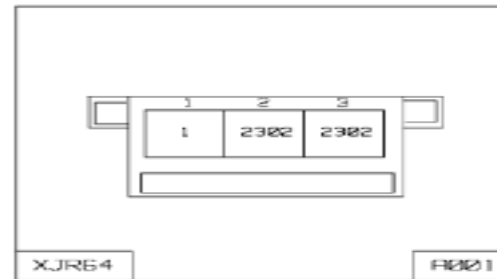
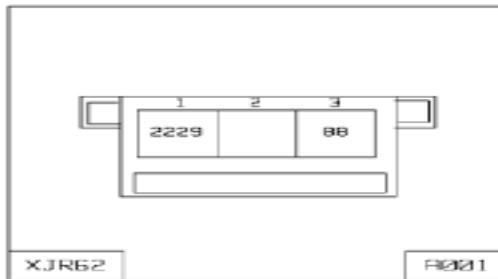
A



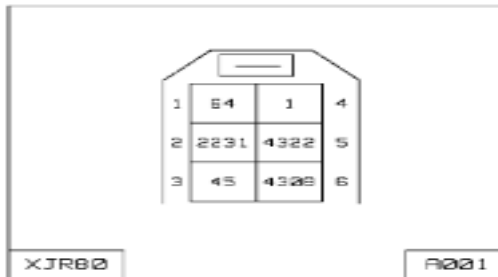
B



C



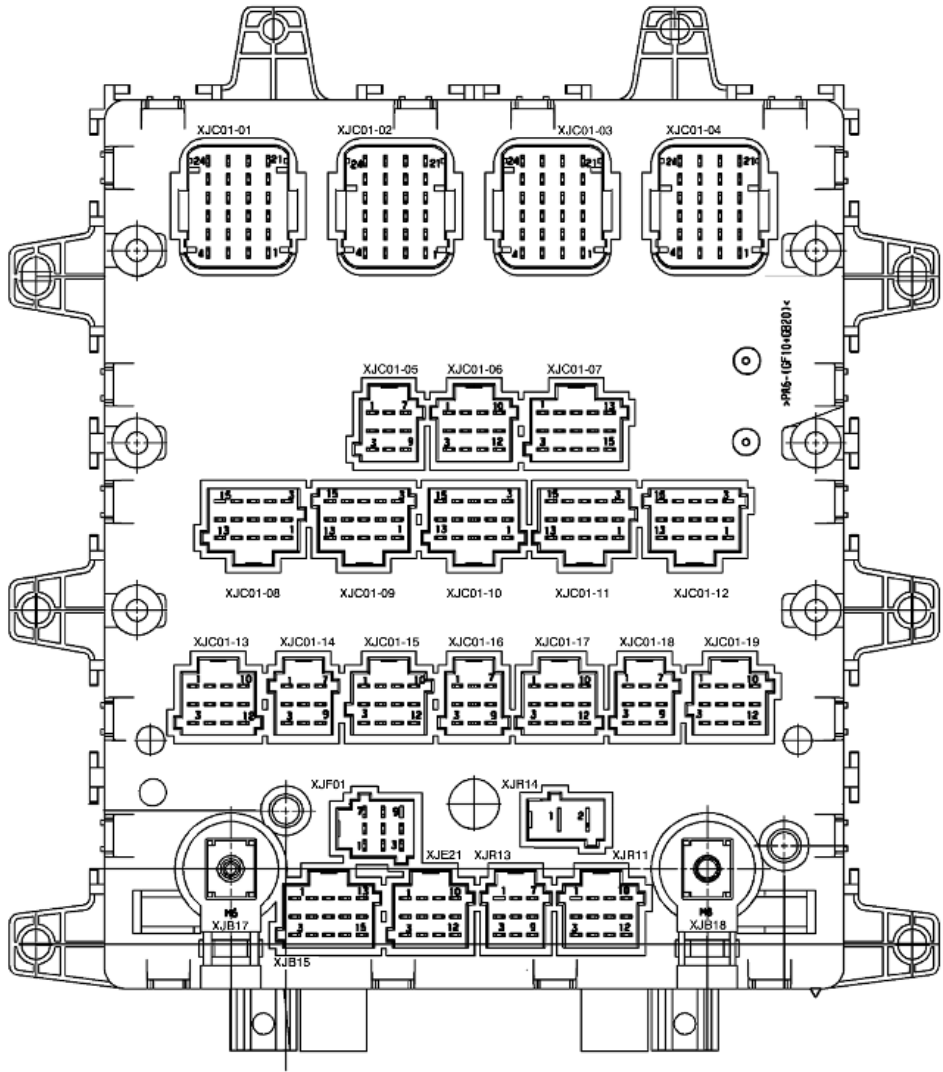
D



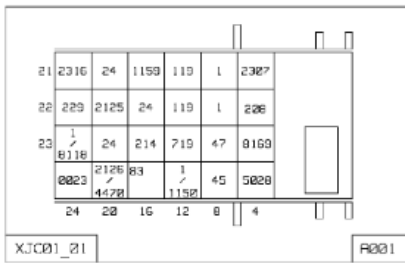
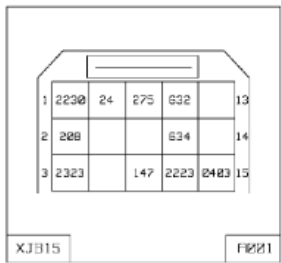
E

225785 / A  
W01

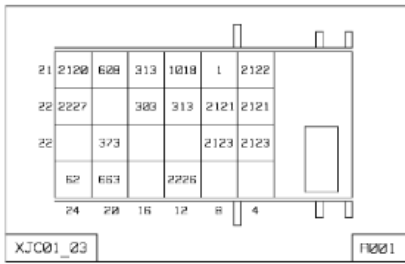
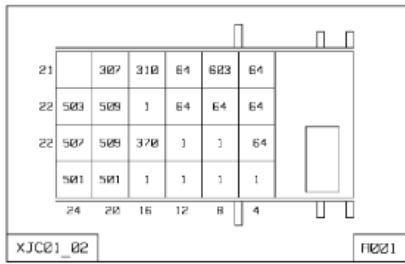
# Electrical distribution box -Face B connectors



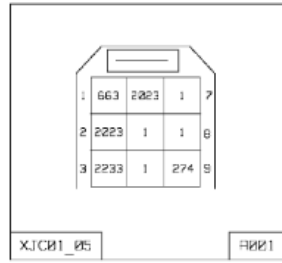
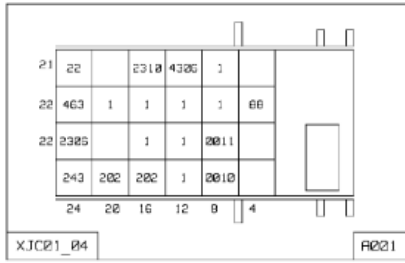
A



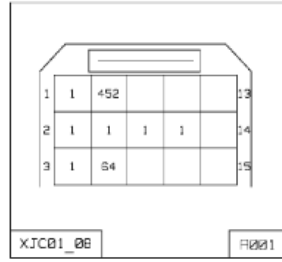
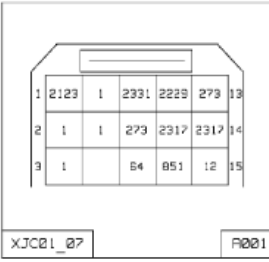
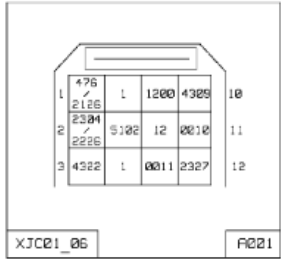
B



C



D



E

225785 / A  
W02

A

1	2014	64	2234	260	2117	13
2	64	64	250	2331	4016	14
3	402	495	250	665	4017	15

XJC01\_09      A001

1	4203	1	1	2304	2010	13
2		1	1	2304	60	14
3	0011	1	274	69	1155	15

XJC01\_10      A001

1	414	532	475		4469	13
2	2120	0010	12	413	632	14
3		2126	12	0011	2311	15

XJC01\_11      A001

B

1	1	1	1		0010	13
2		1	1		0011	14
3	64					15

XJC01\_12      A001

1	247		1	7		
2		1				8
3	5095					9

XJC01\_14      A001

1	2121	456	2312	2325		10
2		2231	1	0010		11
3		1	1	0011		12

XJC01\_15      A001

C

1	5095	4060	2025	7		
2	0010	215	1	6		
3	2232	0011	159	9		

XJC01\_16      A001

1	1	64	2329	2309		10
2	1	64	4	4		11
3	1	1	1	2132		12

XJC01\_17      A001

1		0010	243	7		
2		051	051	8		
3	0011		476	9		

XJC01\_18      A001

D

1	0011	25		292		10
2	5101	2010	600	1		11
3		291	2329	2323		12

XJE21      A001

1	611	60	0100	7		
2	602	305	603	8		
3		304		9		

XJE01      A001

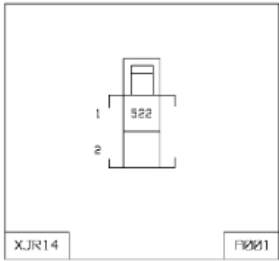
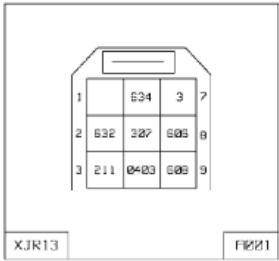
1		3	307			10
2	305	600				11
3				304		12

XJR11      A001

E

225705 / A  
W03

A



B

C

D

E

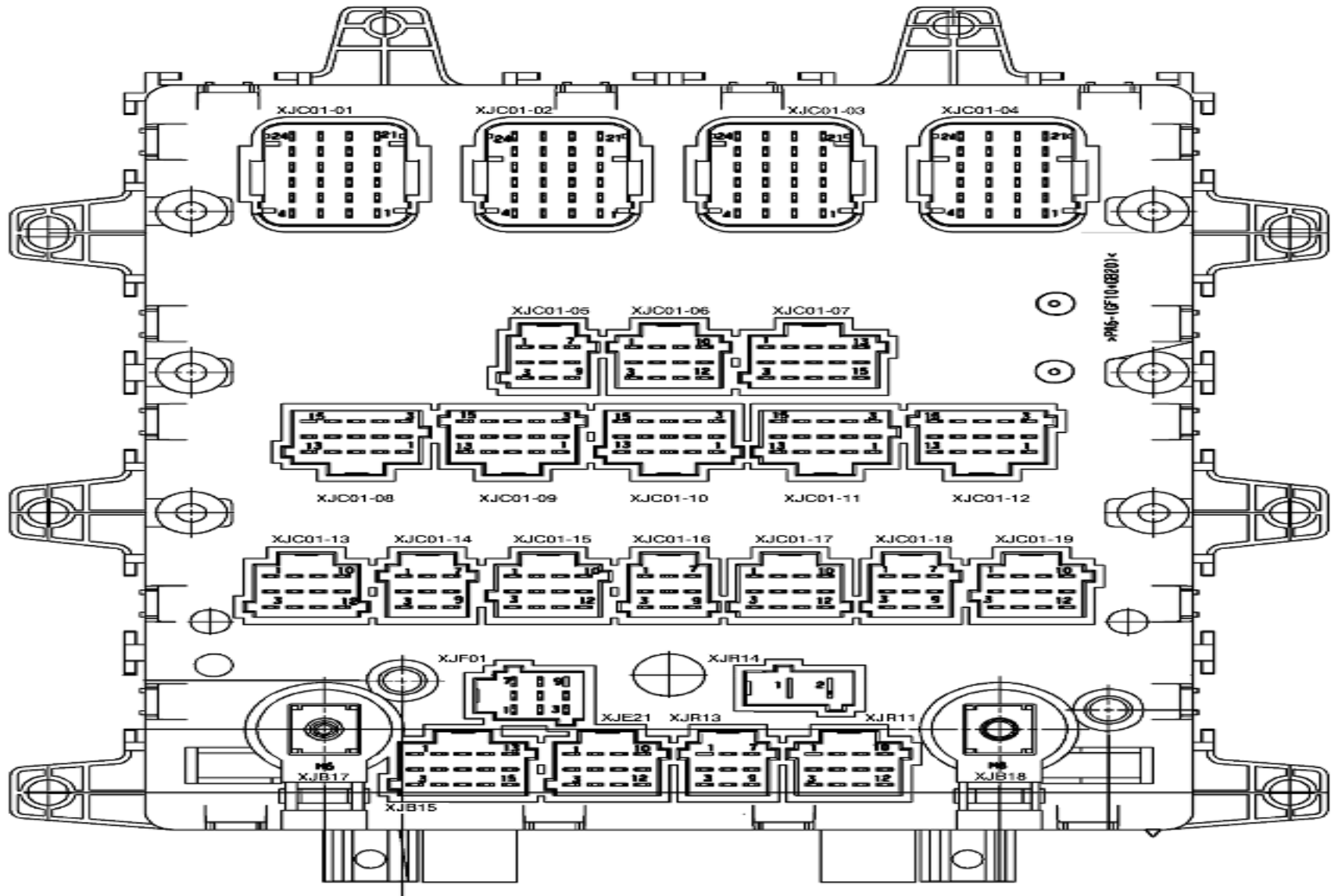
225705 / A  
W04



### Electrical distribution box -Face B connectors

Connector item N°	Function name	Colour	Number of ways
XJB15	Battery compartment wiring harness	VO	15
XJC01_01	Dashboard wiring harness	Y	24
XJC01_02	Dashboard wiring harness	GN	24
XJC01_03	Dashboard wiring harness	Y	24
XJC01_04	Dashboard wiring harness	GN	24
XJC01_05	Dashboard wiring harness	Y	09
XJC01_06	Dashboard wiring harness	NL	12
XJC01_07	Dashboard wiring harness	VO	15
XJC01_08	Dashboard wiring harness	VO	15
XJC01_09	Dashboard wiring harness	LBL	15
XJC01_10	Dashboard wiring harness	NL	15
XJC01_11	Dashboard wiring harness	LVO	15
XJC01_12	Dashboard wiring harness	BL	15
XJC01_14	Dashboard wiring harness	NL	09
XJC01_15	Dashboard wiring harness	LVO	12
XJC01_16	Dashboard wiring harness	LBL	09
XJC01_17	Dashboard wiring harness	LBL	12
XJC01_18	Dashboard wiring harness	Y	09
XJE21	Power unit equipment wiring harness	GN	12
XJF01	Front signalling and lighting wiring harness	Y	09
XJR11	Rear line wiring harness	NL	12
XJR13	Trailer sockets wiring harness	NL	09
XJR14	Trailer sockets wiring harness	SB	02

### Electrical distribution box -Face B connectors



A

1	2230	24	275	632		13
2	208			634		14
3	2323		147	2223	2483	15

XJB15 R001

21	2316	24	1159	119	1	2327
22	229	2125	24	119	1	226
23	1 8118	24	214	719	47	8169
	2023	2126	83	1 1152	45	5028
	24	20	16	12	8	4

XJC01\_01 R001

B

21		307	310	64	623	64
22	503	509	1	64	64	64
22	507	509	370	1	1	64
	501	501	1	1	1	1
	24	20	16	12	8	4

XJC01\_02 R001

21	2120	608	313	1018	1	2122
22	2227		303	313	2121	2121
22		373			2123	2123
	62	663		2226		
	24	20	16	12	8	4

XJC01\_03 R001

C

21	22		2318	4306	1	
22	463	1	1	1	1	66
22	2385		1	1	2011	
	243	202	202	1	2010	
	24	20	16	12	8	4

XJC01\_04 R001

1	663	2023	1	7
2	2223	1	1	8
3	2233	1	274	9

XJC01\_05 R001

D

1	476 2126 2324 2226	1	1200	4309		10
2		5102	12	2010		11
3	4322	1	2011	2327		12

XJC01\_06 R001

1	2123	1	2331	2229	273	13
2	1	1	273	2317	2317	14
3	1		64	851	12	15

XJC01\_07 R001

1	1	452				13
2	1	1	1	1		14
3	1	64				15

XJC01\_08 R001

E

225785 / A  
W02

A

1	2014	64	2234	260	2117	13
2	64	64	260	2331	4016	14
3	462	489	260	666	4017	15

XJC01\_09      F001

1	4003	1	1	2304	0010	13
2		1	1	2304	60	14
3	0011	1	274	60	1155	15

XJC01\_10      F001

1	414	632	476		4469	13
2	2120	0010	12	413	632	14
3		2126	12	0011	2311	15

XJC01\_11      F001

B

1	1	1	1		0010	13
2		1	1	0011		14
3		64				15

XJC01\_12      F001

1	247			1		7
2			1			8
3	5095					9

XJC01\_14      F001

1	2121	456	2312	2325		10
2		2231	1	0010		11
3		1	1	0011		12

XJC01\_15      F001

C

1	5095	4060	2025		7
2	0010	215	1		8
3	2232	0011	169		9

XJC01\_16      F001

1	1	64	2320	2300		10
2	1	64	4	4		11
3	1	1	1	2132		12

XJC01\_17      F001

1		0010	243		7
2		851	851		8
3	0011		476		9

XJC01\_18      F001

D

1	0011	25		292		10
2	5101	0010	800	1		11
3		291	2329	2323		12

XJE21      F001

1	611	60	8100		7
2	602	305	603		8
3		304			9

XJF01      F001

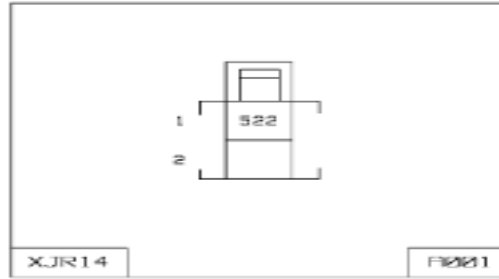
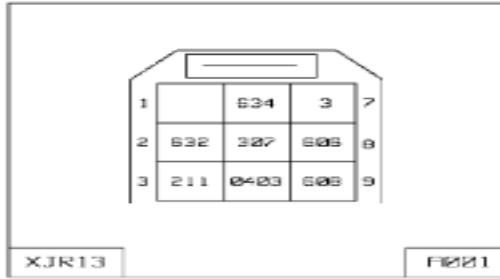
1		3	307		10
2	305	600			11
3				304	12

XJR11      F001

E

225705 / A  
W03

A



B

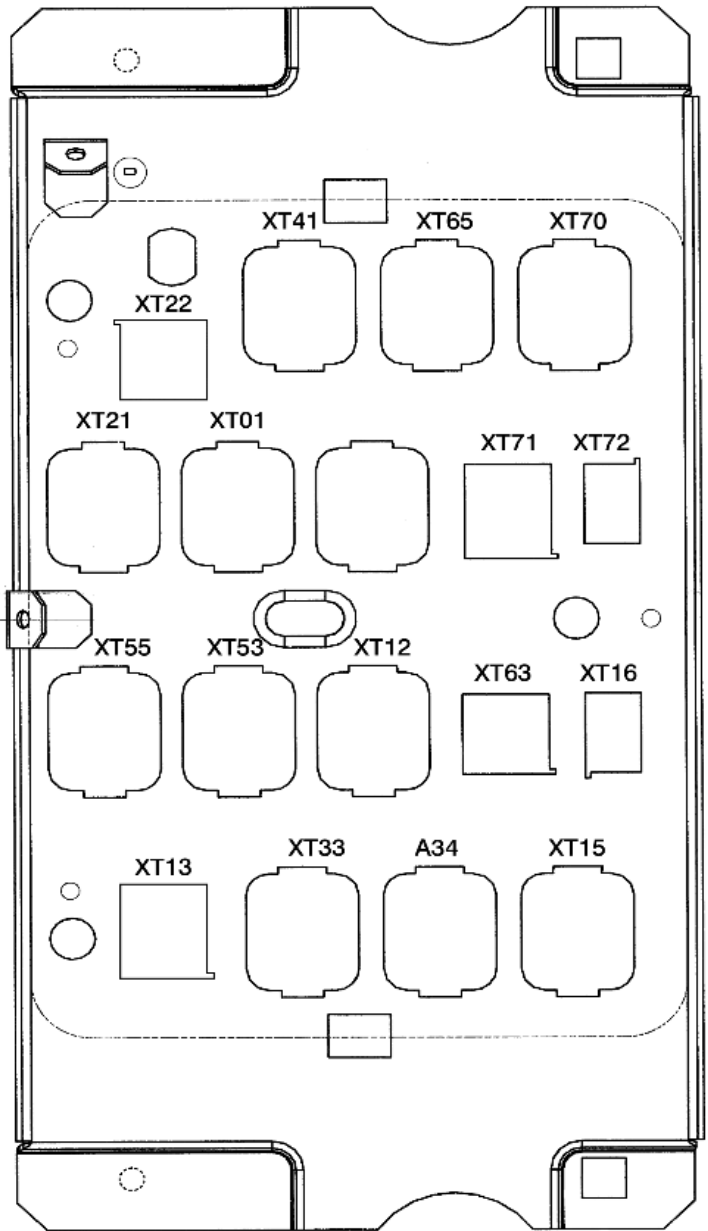
C

D

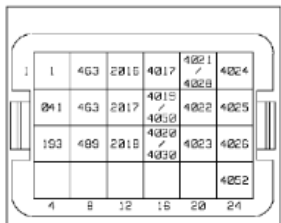
E

225785 / A  
W04

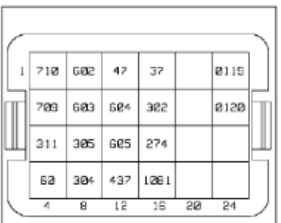
# Chassis / cab connection



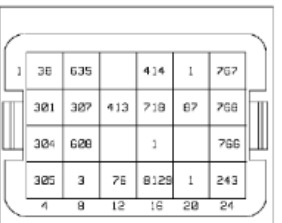
173389



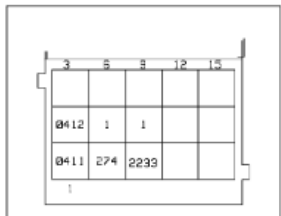
F34 F002



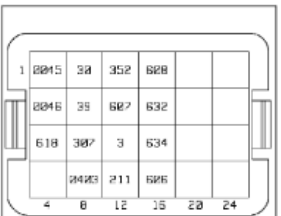
XT01 F002



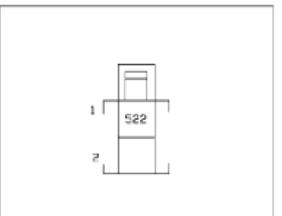
XT12 F002



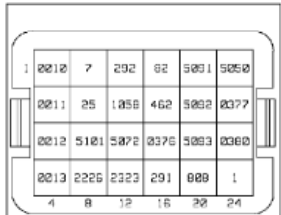
XT13 F002



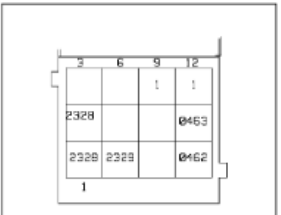
XT15 F002



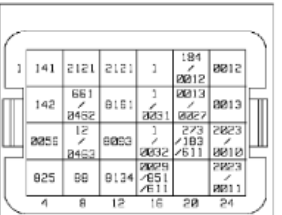
XT16 F002



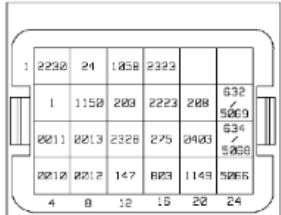
XT21 F002



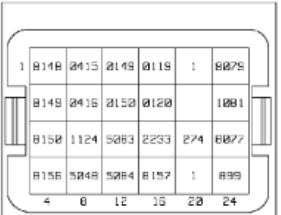
XT22 F002



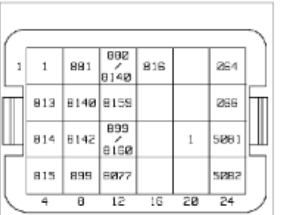
XT33 F002



XT41 F002



XT53 F002



XT55 F002

225705 / A  
W20

A

	3	6	9	12
491	2228	1		
851	4458	414		
2132	43	413	4003	
1				

XT63

F002

1	040	5077	502		
	072	501	504		
	039	500	82		
	056	1			
	4	8	12	16	24

XT65

F002

1	0147	539	1012	1	5070	0079
	0148	540	304		5067	
	5078	557	720		5060	
	5060	556	1012		5069	305
	4	8	12	16	20	24

XT70

F002

B

	3	6	9	12	15
0142	0039	505	859	1	
0140	2303	5034	0109	0150	
079	1		0111	0077	
1					

XT71

F002

1	485				
2	1				

XT72

F002

C

D

E

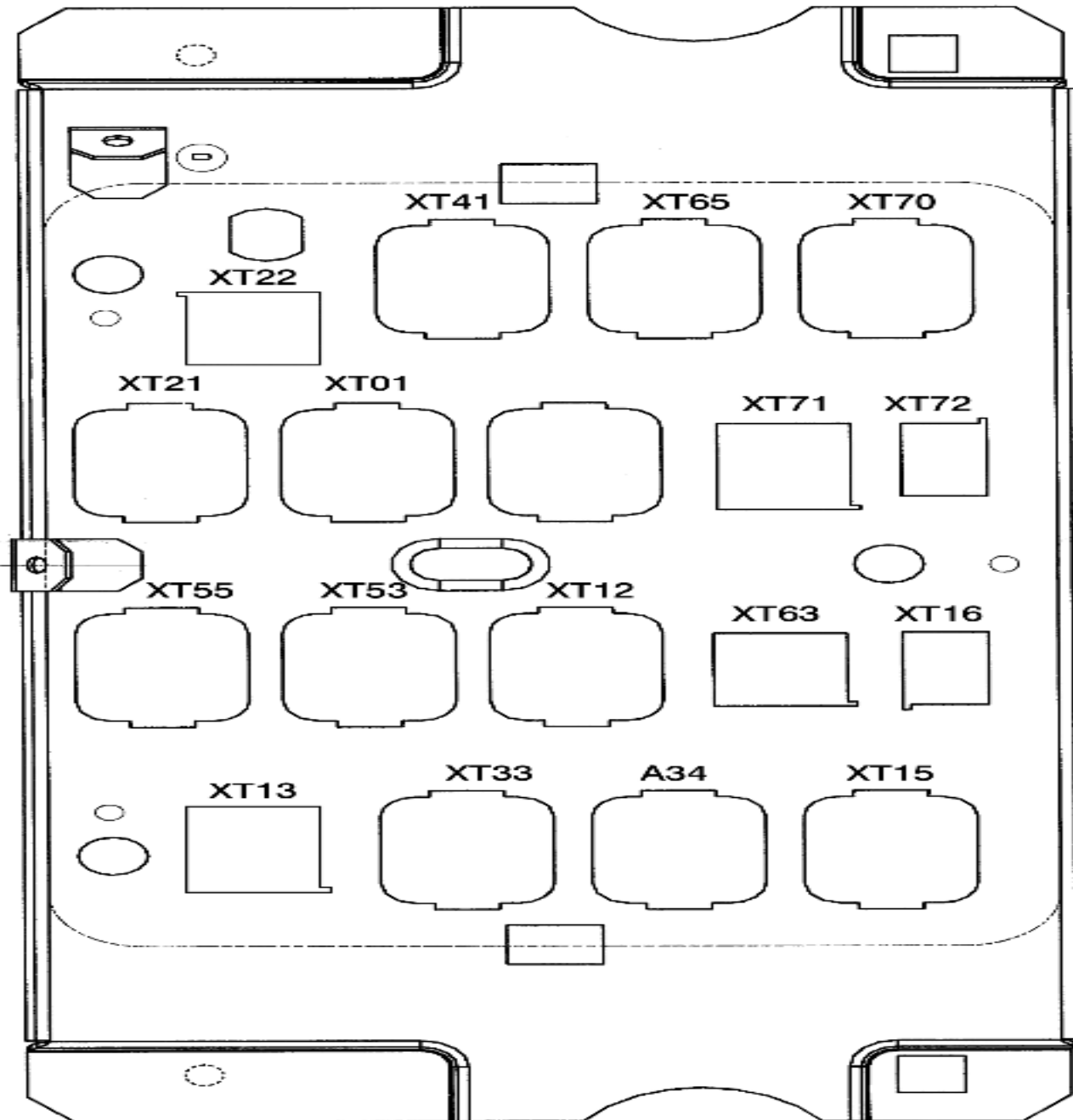
225705 / A  
W21



### Chassis / cab connection

Connector item N°	Function name	Colour	Number of ways
A34	Air conditioning equipment wiring harness	R	24
XT01	Front end equipment wiring harness	BL	24
XT12	Rear line wiring harness	GN	24
XT13	Piloted axles equipment wiring harness	W	15
XT15	Trailer sockets wiring harness	GR	24
XT16	Trailer sockets wiring harness	SB	2
XT21	Power unit equipment wiring harness	NL	24
XT22	Rear line wiring harness	W	12
XT33	Hydraulic retarder equipment	Y	24
XT41	RH front module equipment wiring harness	Y	24
XT53	"EBS - ESP" equipment wiring harness	BL	24
XT55	Air suspension equipment wiring harness	NL	24
XT63	Independent heating equipment	Y	12
XT65	Front end equipment wiring harness	R	24
XT70	Front end equipment wiring harness	GR	24
XT71	Front end equipment wiring harness	VO	15
XT72	Cab tilting equipment	SB	2

### Chassis / cab connection



173369

A

1	1	463	2016	4017	4021 / 4028	4024
	041	463	2017	4018 / 4020	4022	4025
	193	489	2018	4020 / 4020	4023	4026
						4022
	4	8	12	16	20	24

R34 R002

1	710	602	47	37		0110
	709	603	604	302		0120
	311	305	605	274		
	60	304	437	1261		
	4	8	12	16	20	24

XT01 R002

1	38	635		414	1	707
	301	307	413	718	67	766
	304	600		1		766
	305	3	76	0129	1	243
	4	8	12	16	20	24

XT12 R002

B

	3	5	9	12	15	
	0412	1	1			
	0411	274	2233			
	1					

XT13 R002

1	0015	30	352	600		
	0016	39	607	632		
	618	307	3	634		
		0403	211	606		
	4	8	12	16	20	24

XT15 R002

1						522
2						

XT16 R002

C

1	0010	7	292	02	5031	5050
	0011	25	1050	462	5032	0077
	0012	5101	5072	0376	5093	0000
	0013	2226	2323	291	000	1
	4	8	12	16	20	24

XT21 R002

	5	6	9	12		
	2328		1	1		0453
	2328	2329				0462
	1					

XT22 R002

1	141	2121	2121	1	194 / 0012	0012
	142	661 / 0452	0101	1 / 0031	0027 / 0027	0013
	0050	12 / 0453	0053	1 / 0032	273 / 103 / 611	0023 / 0010
	025	60	0134	0029 / 0511 / 611		0023 / 0011
	4	8	12	16	20	24

XT33 R002

D

1	2230	24	1050	2323		
	1	1150	203	2223	200	632 / 5069
	0011	0013	2326	275	0403	634 / 5068
	0010	0012	147	003	1149	5066
	4	8	12	16	20	24

XT41 R002

1	0110	0415	0119	0119	1	0079
	0110	0416	0150	0120		1001
	0150	1124	5003	2293	274	0077
	0150	5040	5004	0157	1	009
	4	8	12	16	20	24

XT53 R002

1	1	001	000 / 0140	016		054
	013	0140	0150			066
	014	0142	009 / 0150		1	5001
	015	009	0077			5002
	4	8	12	16	20	24

XT55 R002

E

225705 / A  
W20

A

	3	6	9	12
491	2225	1		
851	4455	414		
2132	43	413	4003	
1				

XT63 R002

1	040	5077	502		
	072	501	504		
	039	500	02		
	056	1			
	4	8	12	16	20

XT65 R002

1	0147	539	1012	1	5070	0079
	0140	540	304		5067	
	5070	557	720		5060	
	5060	556	1012		5069	305
	4	8	12	16	20	24

XT70 R002

B

	3	6	9	12	15
0142	0039	500	000	1	
0140	2303	5034	0109	0150	
070	1		0111	0077	
1					

XT71 R002

1		405		
2		1		

XT72 R002

C

D

E

225705 / A  
W2 1

## Available power supplies

All electrical connections must be made, without fail, to the available power supplies made available by RENAULT TRUCKS.

It is strictly forbidden to make an electrical tapping on any of the different wiring harnesses on the vehicle.

It is compulsory to use and adapt connectors and wiring harnesses officially approved and distributed by RENAULT TRUCKS.

Cable sections should be adapted to the required use. RENAULT TRUCKS recommends a value of 7 Amps per mm<sup>2</sup> for calculating the cross-section of the conductor.

Make use of the circuit protections recommended by RENAULT TRUCKS.


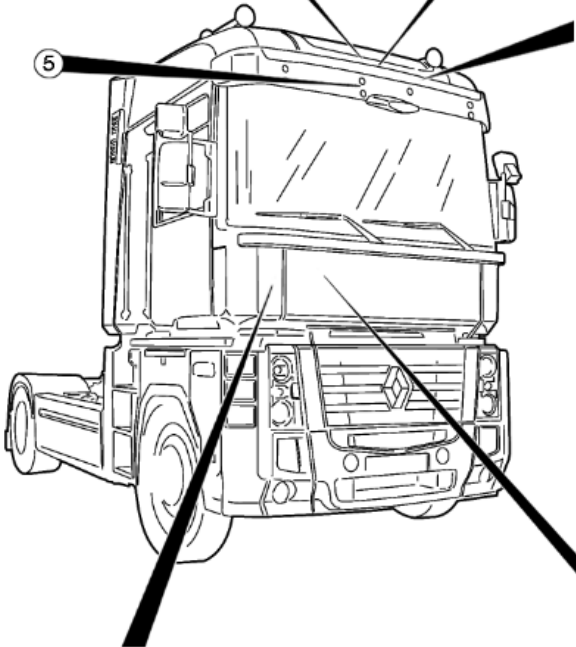

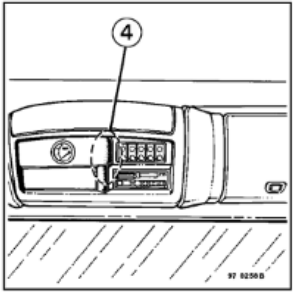
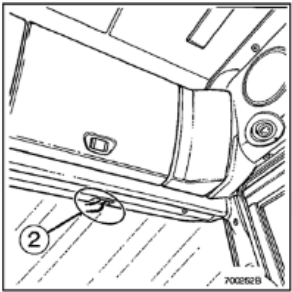


**It is forbidden to change fuse ratings.**



**There is a high risk of irreparable damage being caused to the ECUs if electrical loads are applied without integrated protection.**

# Available power supplies



# Available power supplies

## Location 1

### Key to appliances

Function	Polarity N°	Fuse item N°	Amperage
Available power supply (vehicle earth)	1	-	-
Available power supply (radio-telephone +)	4460	-	-

## Location 1'

### Key to appliances

Function	Polarity N°	Fuse item N°	Amperage
Telephone set antenna	-	-	-

## Location 2

### Key to appliances

Function	Polarity N°	Fuse item N°	Amperage
Available power supply (vehicle earth)	1	-	-
Available power supply (night lighting)	2128	F97	5
Available power supply (after master switch)	2311	F32	10

## Location 3

### Key to appliances

Function	Polarity N°	Fuse item N°	Amperage
Available power supply (vehicle earth)	1	-	-
Pre-arrangement for onboard management (screen and keyboard)	4310	F35	20

## Location 4

### Key to appliances

Function	Polarity N°	Fuse item N°	Amperage
Available power supply (vehicle earth)	1	-	-
Available power supply (CB +)	4000	-	-

Location 5

**Key to appliances**

Function	Polarity N°	Fuse item N°	Amperage
Available power supply (vehicle earth)	1	-	-
Available power supply (lighting)	612	F46	20
Available power supply (lighting and side/parking lights)	304	F92	10



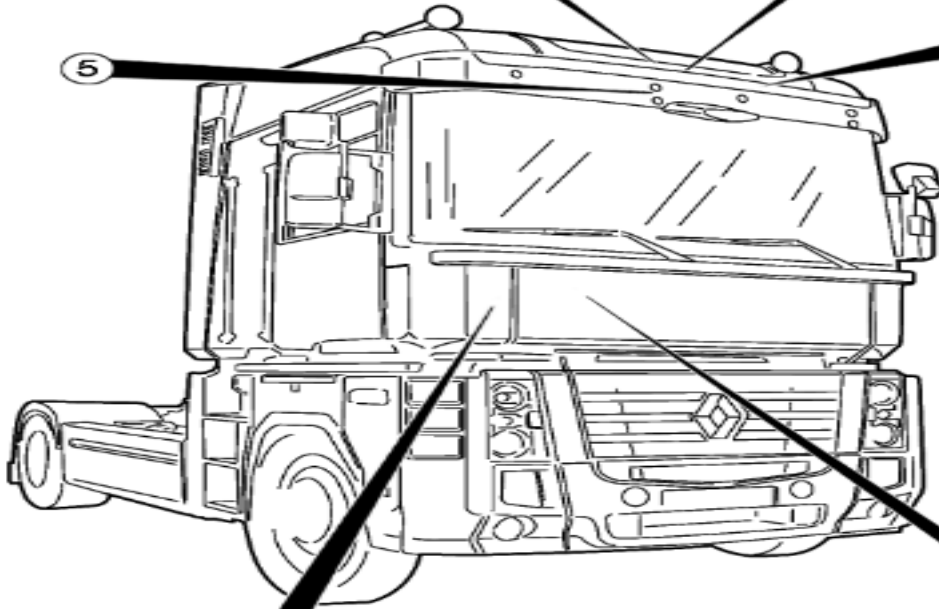
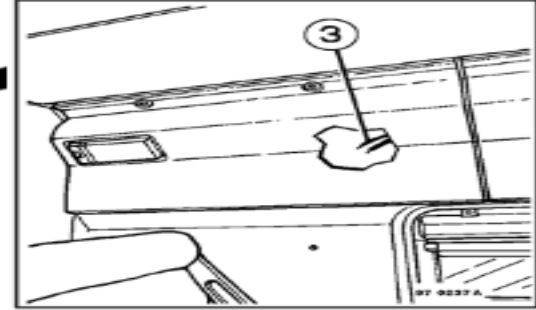
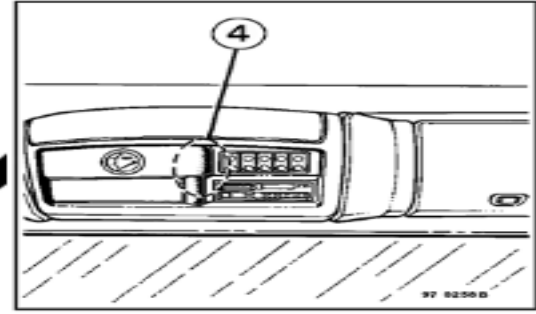
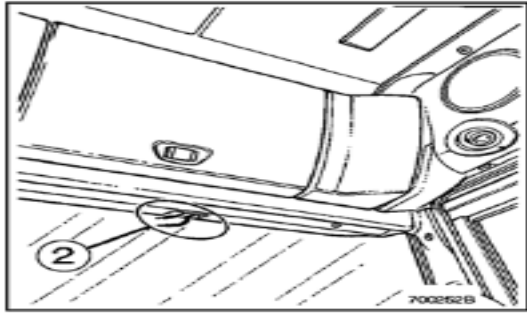
*A passage for the bodybuilder's wiring harness is reserved for that purpose on the chassis-cab connection.*




**It is forbidden to use the other connectors fitted to the chassis-cab connection.**

**Available power supplies**

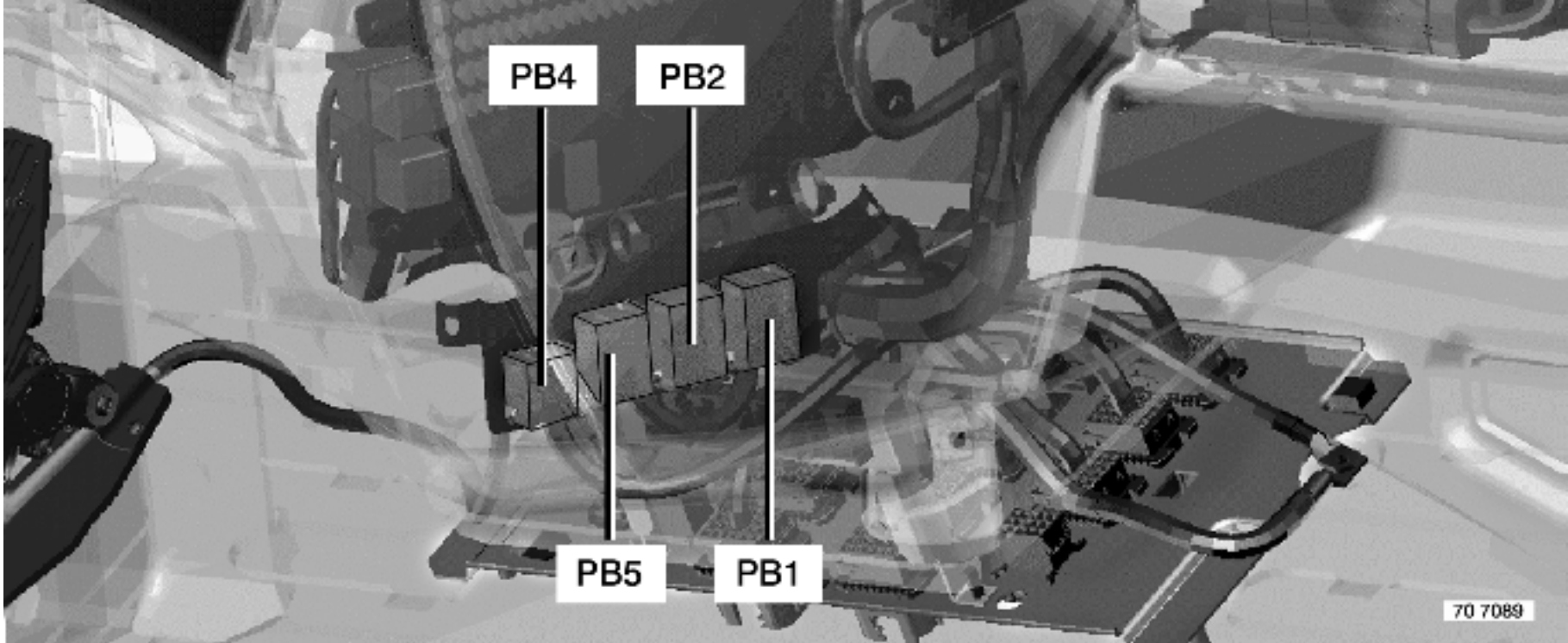




236698



# Supply feeds available inside the cab



Location **PB1**

## Key to appliances

Function	Polarity N°	Fuse item N°	Amperage
Available power supply (vehicle earth)	1	-	-
Available power supply (vehicle earth)	1	-	-
Available power supply (alternator information, engine speed)	7	-	-
Available power supply (gearbox neutral information)	12	-	-
Available power supply (after master switch)	208	F77	15
Available power supply (reversing information)	608	F103	10
Available power supply (low speed)	1025	-	-
Available power supply (selection of engine speed N°1)	1026	-	-
Available power supply (PTO N°1 control)	1140	-	-
Available power supply (selection of engine speed N°2)	1141	-	-
Available power supply (after ignition)	2234	F71	15

Available power supply (alternator information, engine running)	4306	F75	15
Available power supply (tachograph corrected speed information)	5108	-	-
Available power supply (chassis-mounted engine speed control actuation demand)	8067	-	-
Available power supply (PTO N°1 control)	8093	-	-
Available power supply (engine stop control)	8110	-	-
Available power supply (parking brake information)	8118	-	-
Available power supply (engine speed deceleration demand)	8119	-	-
Available power supply (engine speed acceleration demand)	8120	-	-
Available power supply (main engine speed automatic return)	8121	-	-
Available power supply (PTO 1 engaged information)	8169	-	-

## Location PB2

### Key to appliances

Function	Polarity N°	Fuse item N°	Amperage
Available power supply (independent heating cut-off)	89	-	-
Available power supply (equipment in "road" position warning pictogram)	618	F25	10
Available power supply (equipment in "working" position warning pictogram)	651	-	-
Available power supply (lighting)	8083	F25	10
Available power supply (alarm stop)	8084	-	-
Available power supply (6 km/h limitation)	8095	-	-
Available power supply (equipment in dangerous position)	8116	-	-
Available power supply (suspension level actuation control)	8137	-	-
Available power supply (suspension level control)	8138	-	-

## Location PB4



**It is strictly forbidden to use the connector in position PB4. Only RENAULT TRUCKS service points or dealers are qualified to upgrade vehicles by adding "expert" functions managed by the bodybuilder pre-arrangements management box.**


## Location PB5

### Key to appliances

Function	Polarity N°	Fuse item N°	Amperage
----------	-------------	--------------	----------

<b>Available power supply (engine speed)</b>	<b>0384</b>	-	-
<b>Available power supply (high level CAN bus J1939)</b>	<b>0413</b>	-	-
<b>Available power supply (low level CAN bus J1939)</b>	<b>0414</b>	-	-
<b>Available power supply (engine start control)</b>	<b>8100</b>	-	-
<b>Available power supply (engine alert)</b>	<b>8104</b>	-	-
<b>Available power supply (engine starting information)</b>	<b>8108</b>	-	-
<b>Available power supply (PTO 2 control)</b>	<b>8113</b>	-	-
<b>Available power supply (PLC 2 min. output)</b>	<b>8122</b>	-	-
<b>Available power supply (PLC 1 min. output)</b>	<b>8123</b>	-	-
<b>Available power supply (PLC 1 min. input)</b>	<b>8131</b>	-	-
<b>Available power supply (PLC 2 min. input)</b>	<b>8132</b>	-	-
<b>Available power supply (CAN bus disabling)</b>	<b>8133</b>	-	-
<b>Available power supply (PTO 2 warning light)</b>	<b>8134</b>	-	-
<b>Available power supply (engine speed set-point validation)</b>	<b>8136</b>	-	-
<b>Available power supply (PTO 2 solenoid valve piloting)</b>	<b>8161</b>	-	-
<b>Available power supply (parameter definable frequency-related output)</b>	<b>8170</b>	-	-

# Dashboard wiring harness (1/14)



### Dashboard wiring harness (1/14)

Code	Function	Connectors	Colour	Number of tracks
D001	Principal information display	A03.B	BL	26
D001	Principal information display	A03.C	SB	18
D001	Principal information display	A03.J	Y	26
G004	Air suspension ECU	A16.X1	GN	30

### Dashboard wiring harness (1/14)

A

14	15	16	17	18	19	20	21	22	23	24	25	26
618	327	8883	651		8115	87			775	8284	728	76
			718		785	767	768				1	788
1	2	3	4	5	6	7	8	9	10	11	12	13

R03.B

0001

B

18	11	12	13	14	15	16	17	18
8412	8412	8411	1		4467	8185	476 / 4470	8184
8815	8817	8819	8816	8828	8818	8411	8412	8411
1	2	3	4	5	6	7	8	9

R03.C

0001

C

14	15	16	17	18	19	20	21	22	23	24	25	26
			887	888	58	612	888	2387	288 / 718	8857		718
8818	8811				8812		8813		24	1	718 / 2388	352
1	2	3	4	5	6	7	8	9	10	11	12	13

R03.J

0001

D

	8143	8145	8148						888		814	815	816	8154	8145
14	13	12	11	10	9	8			7	6	5	4	3	2	1
8877		881		888	879		8158	8159	8156	8157	8158		8142	8155	8144
38	29	28	27	26	25	24	23	22	21	20	19	18	17	16	15

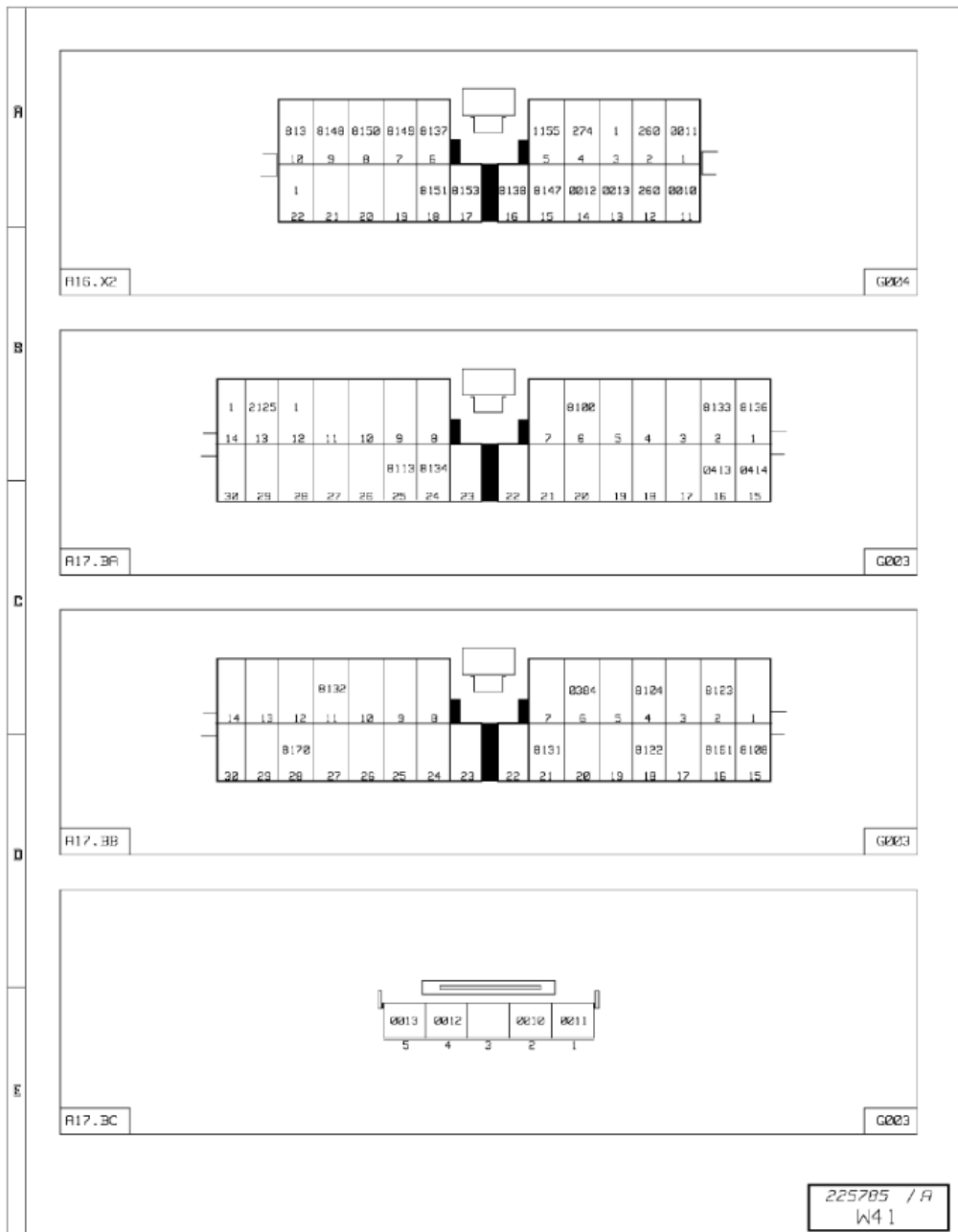
R16.X1

0004

E

225785 / A  
W40

# Dashboard wiring harness (2/14)



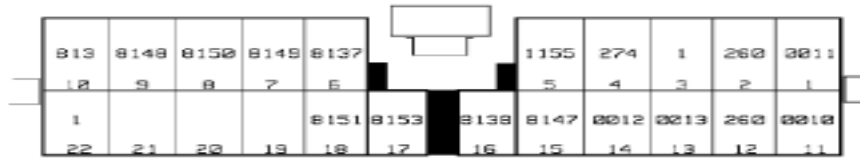


### Dashboard wiring harness (2/14)

Code	Function	Connectors	Colour	Number of tracks
G004	Air suspension ECU	A16.X2	GN	22
G003	Bodybuilder pre-arrangement management ECU	A17.BA	OR	30
G003	Bodybuilder pre-arrangement management ECU	A17.BB	W	30
G003	Bodybuilder pre-arrangement management ECU	A17.BC	GN	5

### Dashboard wiring harness (2/14)

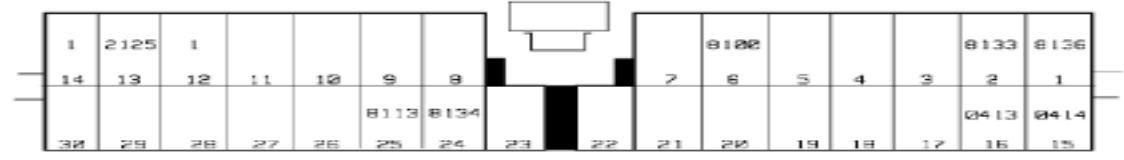
A



R16.X2

G004

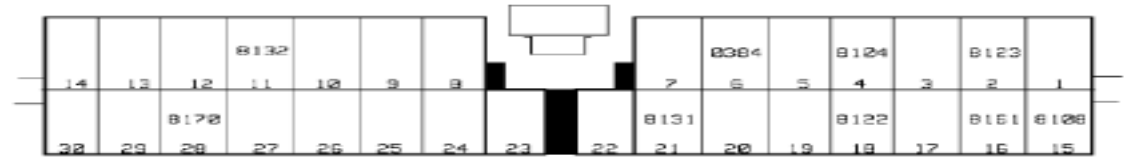
B



R17.3A

G003

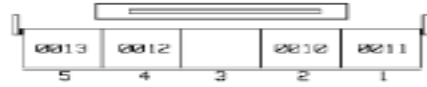
C



R17.3B

G003

D




R17.3C

G003

E

225785 / A  
W4 1

# Dashboard wiring harness (3/14)



### Dashboard wiring harness (3/14)

Code	Function	Connectors	Colour	Number of tracks
G001	Vehicle management ECU	A17.PA	GN	30
G001	Vehicle management ECU	A17.PB	BL	30
G001	Vehicle management ECU	A17.PC	GN	5
G005	EBS braking management ECU	A21.X1	SB	18
G005	EBS braking management ECU	A21.X2	GR	21
G005	EBS braking management ECU	A21.X3	LVO	15
G005	EBS braking management ECU	A21.X4	GN	12
D004	Tachograph	A33.A	W	8

### Dashboard wiring harness (3/14)

A

2122	229	1	5102	031	029	123			386	205	8120	8119	028	047	045
14	13	12	11	10	9	8			7	6	5	4	3	2	1
8118	4	561	1200		1026	88	077		8121		4052	5075		0412	0411
30	29	28	27	26	25	24	23	22	21	20	19	18	17	16	15

R17.PF

G001

B

	8095	1141	8057	007		017				59	2129	1018		1025	4050
14	13	12	11	10	9	8			7	6	5	4	3	2	1
	1142	5028				0038	1045	022	2050		2124	0093	5072	03	0023
30	29	28	27	26	25	24	23	22	21	20	19	18	17	16	15

R17.PB

G001

C

0013	0012		0010	0011
5	4	3	2	1

R17.PC

R001

1	0013	072	056	6128	2025	2308	16
		039	040	1	6128	2308	
	0012	5077		1			
	3	6	9	12		18	

R21.X1

G005

1	5083	5081	5079	540	539	556	16
2	0145	066	0146	5084	557		17
3	0150	064	0147	5082	5080	1012	18

R21.X2

G005

D

1	1124	0416	0415	5048	5095	13
2					5085	14
3	0011	0010	040			15

R21.X3

G005

1	0376	5050	5053	5089	10
2	0377	5051	0245		11
3	0380	5052	0246		12

R21.X4

G005

1	1	1	0412
200		229	0411
1	2	3	4


R33.R

0004

E

225705 / A  
W42

# Dashboard wiring harness (4/14)



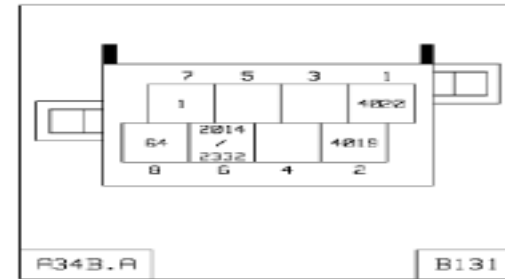
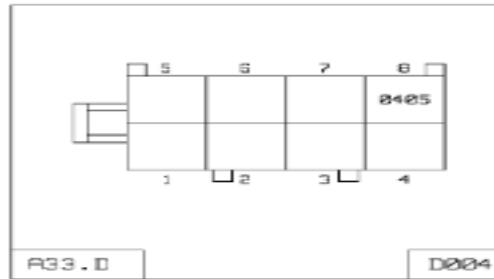
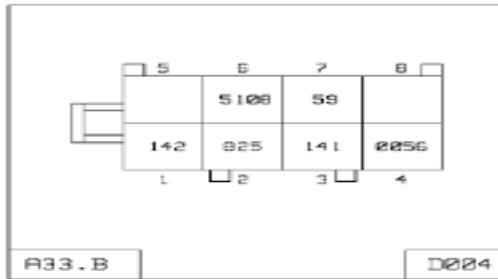
225785 / R  
W43

### Dashboard wiring harness (4/14)

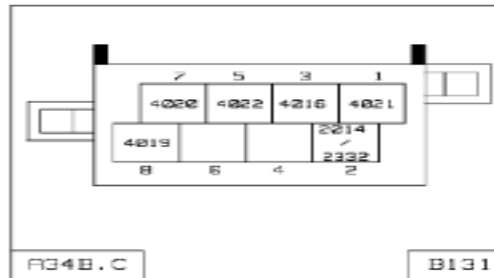
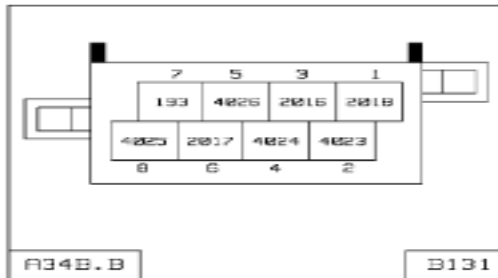
Code	Function	Connectors	Colour	Number of tracks
D004	Tachograph	A33.B	Y	8
D004	Tachograph	A33.D	BN	8
B131	Air conditioner control	A34B.A	VO	8
B131	Air conditioner control	A34B.B	W	8
B131	Air conditioner control	A34B.C	BN	8
G012	Lighting and signalling management ECU	A64.X1	GN	12
G012	Lighting and signalling management ECU	A64.X2	VO	15
G012	Lighting and signalling management ECU	A64.X3	LVO	6

### Dashboard wiring harness (4/14)

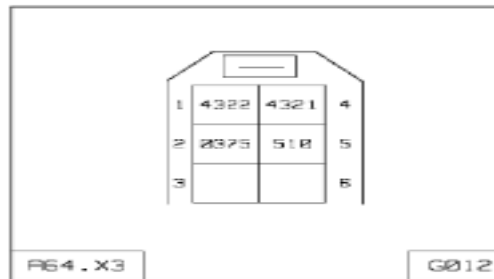
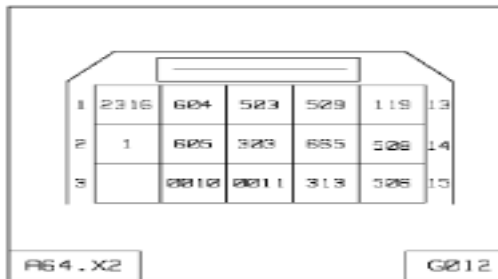
A



B



C




D

E

225785 / A  
W43



# Dashboard wiring harness (5/14)

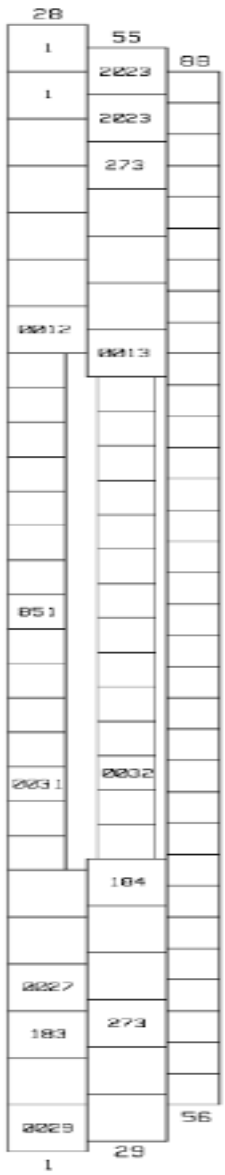


### Dashboard wiring harness (5/14)

Code	Function	Connectors	Colour	Number of tracks
G021	Hydraulic retarder ECU	A65A	SB	88
G018	Onboard management interface ECU	A94_B	GN	16
G019	Gear selector ECU	A95	GN	22
G100	Datamax gateway ECU	A107	GN	16
G018	Onboard management interface ECU	A125_S.DK	GN	16

### Dashboard wiring harness (5/14)

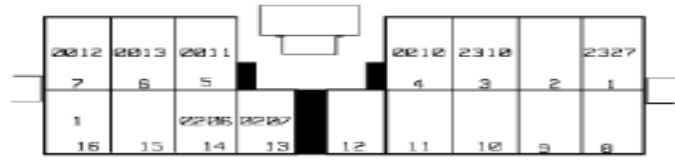
A



A65F

G021

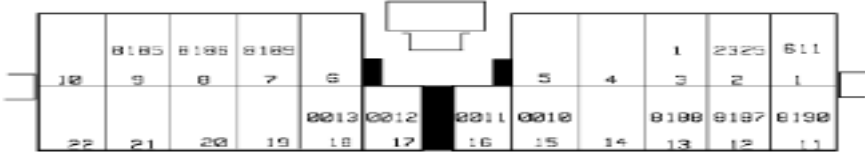
B



A64\_B

G018

C



A65

G019

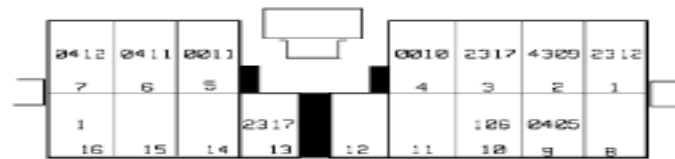
D



A107

G100

E




A125\_S.DK

G018

225705 / A  
W44

# Dashboard wiring harness (6/14)

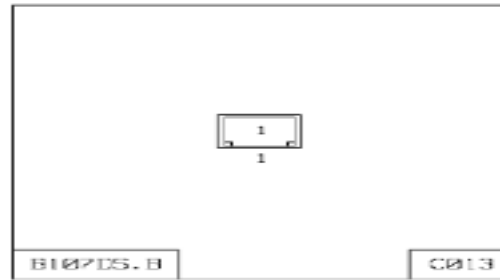
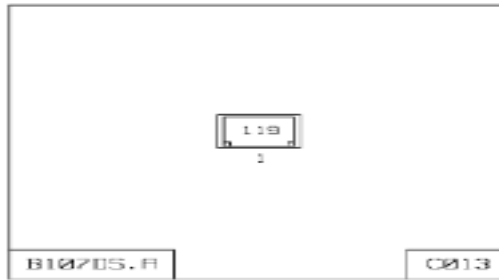
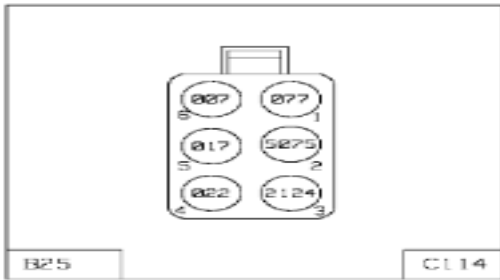


### Dashboard wiring harness (6/14)

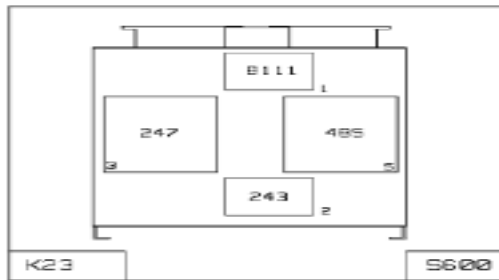
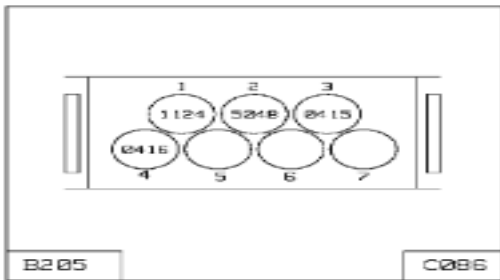
Code	Function	Connectors	Colour	Number of tracks
C114	Accelerator pedal sensor unit	B25	SB	6
C013	Driver's door open position information sensor	B107DS.A	NL	1
C013	Driver's door open position information sensor	B107DS.B	NL	1
C086	Steering lockover angle sensor	B205	SB	7
S600	Cab tilting motor power supply relay	K23	SB	4
S401	Headlamps wash pump motor power supply relay	K54	SB	9
X200	Available power supplies connector	PB1	BN	21
X200	Available power supplies connector	PB2	NL	21
X200	Available power supplies connector	PB4	VO	15
X200	Available power supplies connector	PB5	BL	21

### Dashboard wiring harness (6/14)

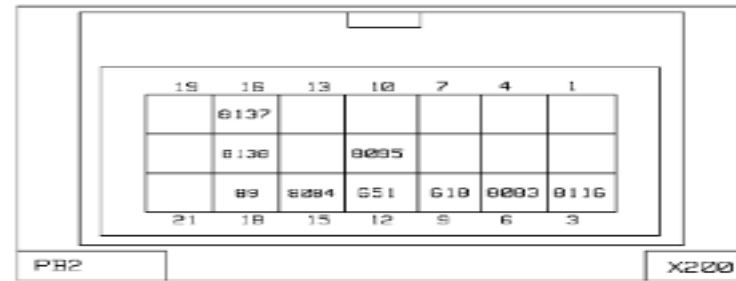
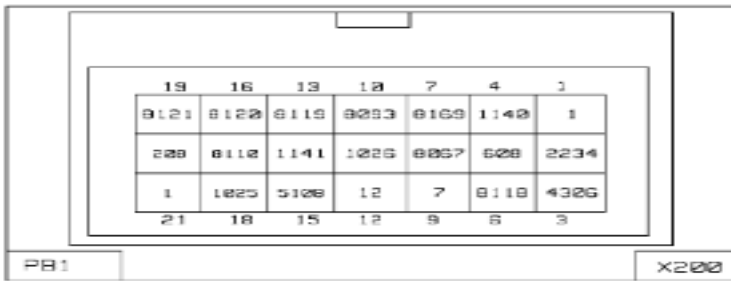
A



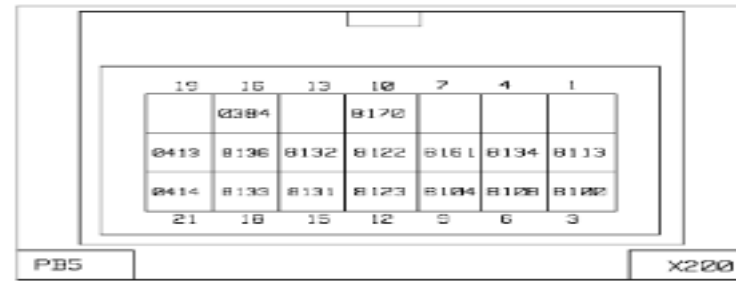
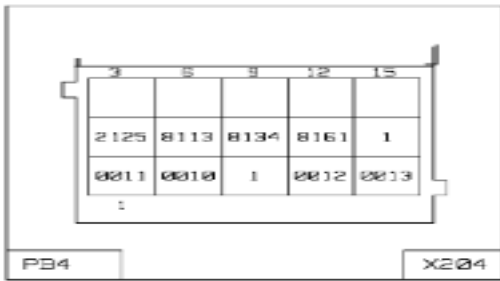
B



C




D



E

225705 / A  
W45

# Dashboard wiring harness (7/14)



225705 / R  
W46

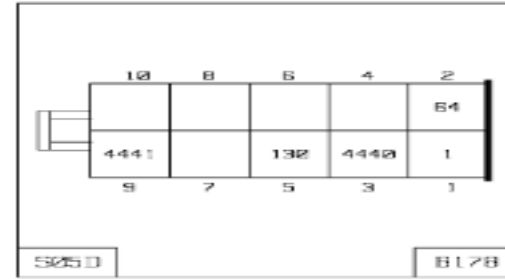
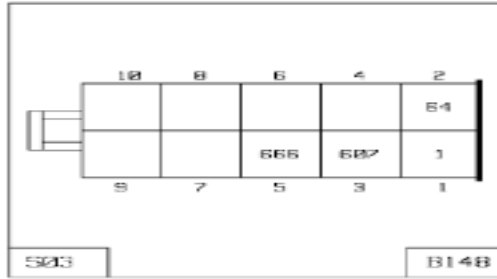
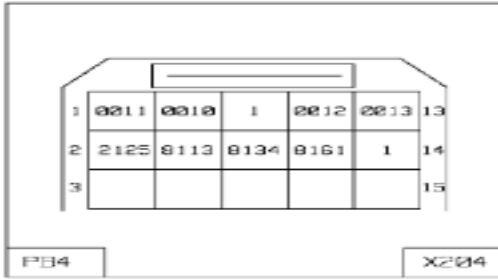
### Dashboard wiring harness (7/14)

Code	Function	Connectors	Colour	Number of tracks
X204	Link-up connector between 2 wiring harnesses	PB4	BN	15
B148	Working lights control	S03	SB	10
B178	Cab interior lighting control (on dashboard)	S05D	SB	10
B164	Rear wheels diff lock control	S08	SB	10
B165	Second rear axle lift-up control	S11	SB	10
B167	Cab add-on heater control	S21D	SB	10
B177	PTO 1 engagement request control (in cab)	S28A	SB	10
B168	Traction control enabling control	S31A	SB	10
B186	Brake holding enabling control	S32A	SB	10
B169	Trailer brake holding enabling control	S33	SB	10
B170	Cab emergency stop control	S38	SB	10

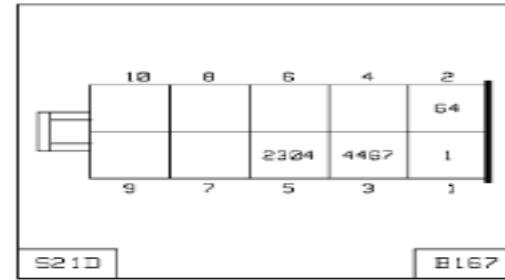
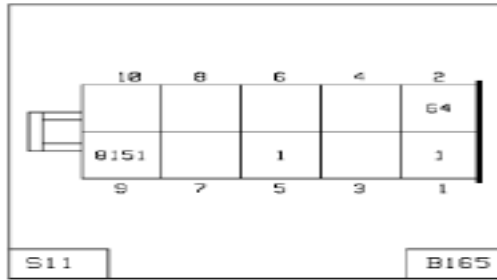
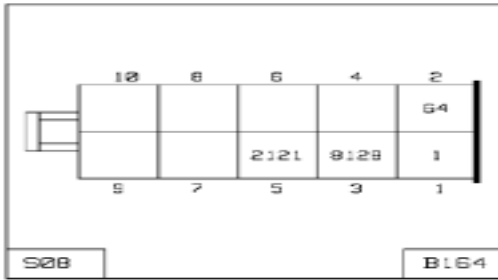
### Dashboard wiring harness (7/14)



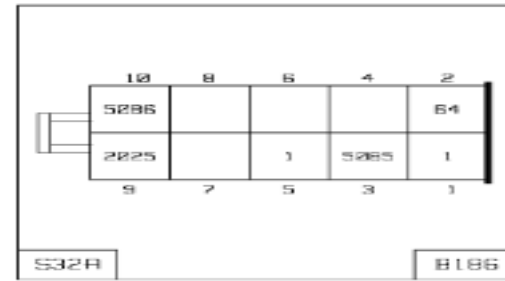
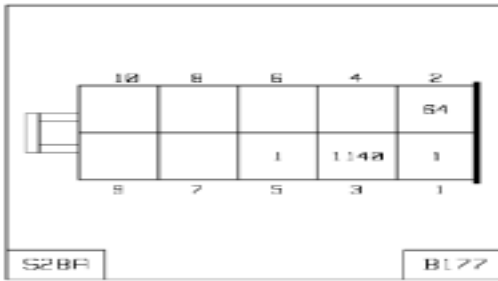
A



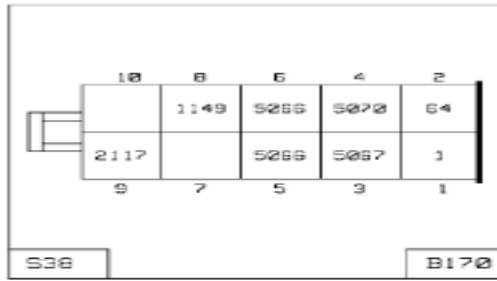
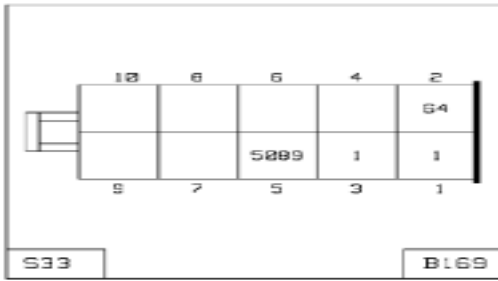
B



C




D



E

225705 / A  
W46

# Dashboard wiring harness (8/14)

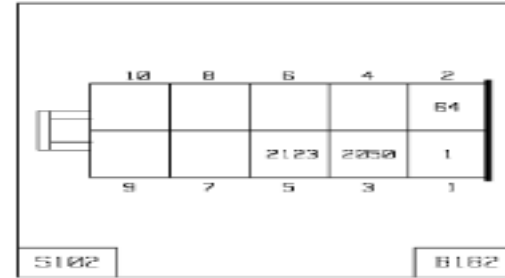

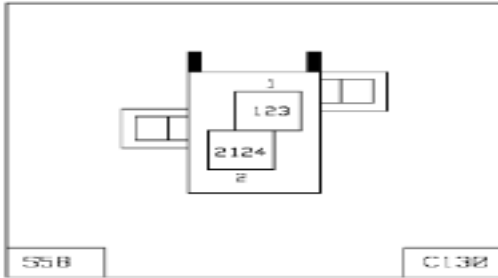


### Dashboard wiring harness (8/14)

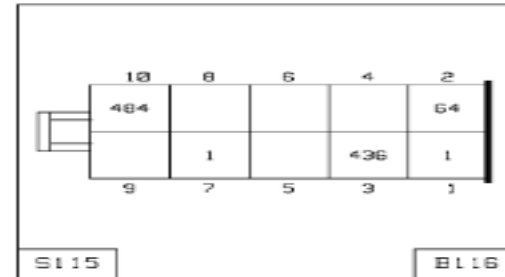
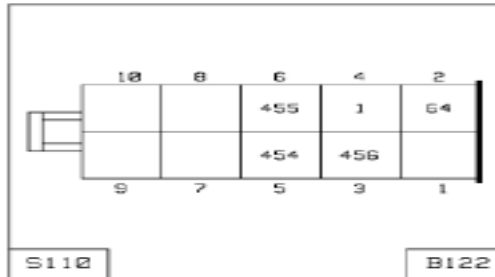
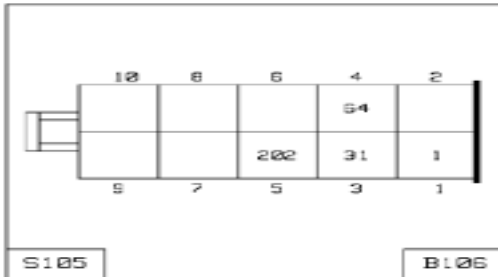
Code	Function	Connectors	Colour	Number of tracks
C130	Clutch pedal position sensor	S58	SB	2
B151	Reversing buzzer inhibition control	S73	SB	10
B182	Auto/manual selection control	S102	SB	10
B106	Hazard lights control	S105	SB	10
B122	Front curtain motor control (driver side)	S110	SB	10
B116	Doors locking control	S115	SB	10
B176	Pre-arrangement for bodybuilder N° 2 control	S125	SB	10
B175	Pre-arrangement for bodybuilder N° 1 control	S126	SB	10
B184	Axle load-shedding activation control	S136	SB	10
B185	PTO 2 engagement request control (in cab)	S137A	SB	10
B194	Overhead lighting control (ambience)	S145	SB	10
B199	Fast idling adjustment control	S146	SB	10

### Dashboard wiring harness (8/14)

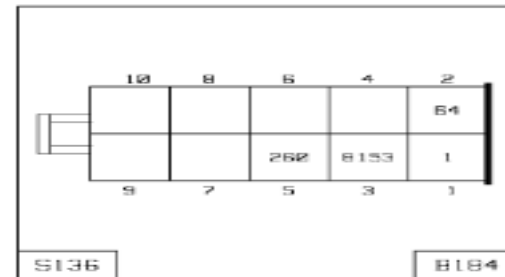
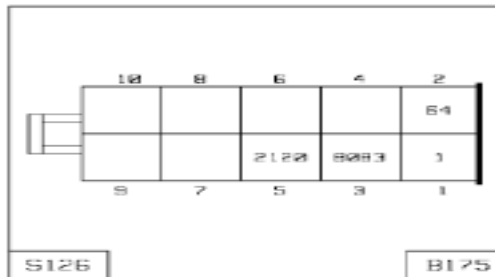
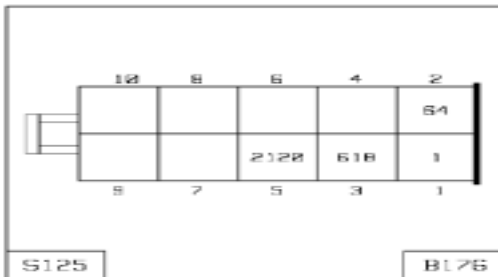
A



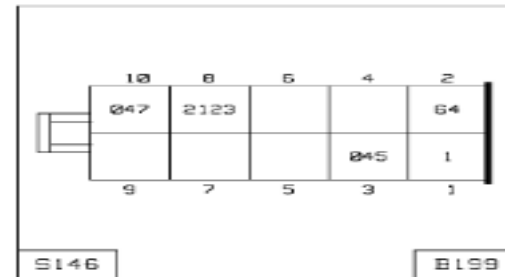
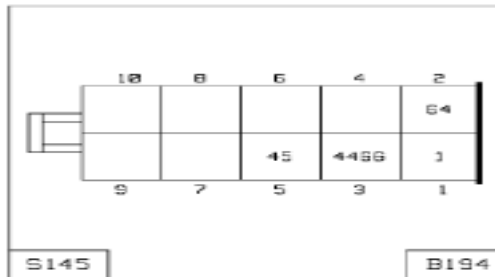
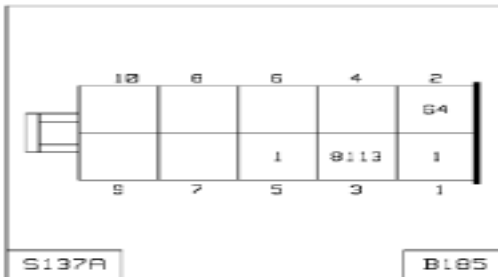
B



C




D



E

225785 / A  
W47

# Dashboard wiring harness (9/14)



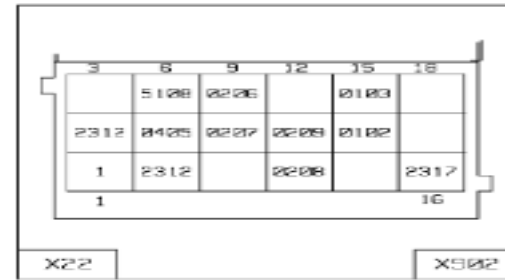
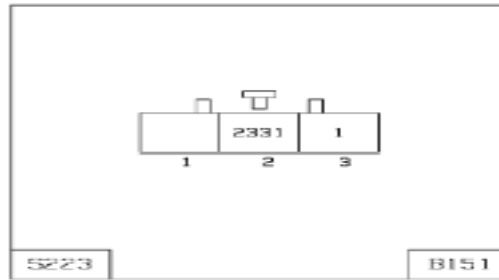
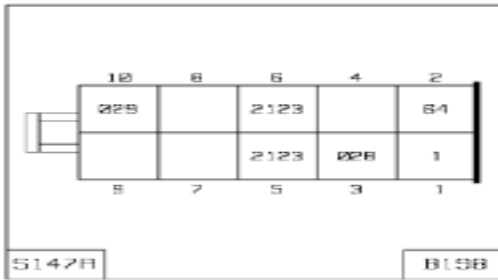
225785 / R  
W48

### Dashboard wiring harness (9/14)

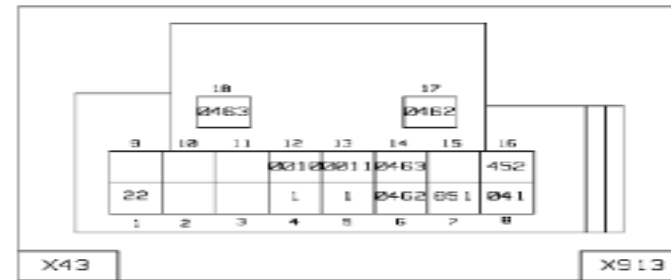

Code	Function	Connectors	Colour	Number of tracks
B198	Fast idling actuation control	S147A	SB	10
B151	Reversing buzzer inhibition control	S223	SB	3
X902	24 Volts power supply socket	X22	SB	18
X203	CAN bus grouping connector	X36	BL	21
X913	Vehicle diagnostic socket	X43	SB	18
X204	Link-up connector between 2 wiring harnesses	XACC1	SB	3
X204	Link-up connector between 2 wiring harnesses	XACD1	GR	8
X204	Link-up connector between 2 wiring harnesses	XACD4	NL	9
X204	Link-up connector between 2 wiring harnesses	XAHC1_F	Y	9
X204	Link-up connector between 2 wiring harnesses	XAHC2_F	VO	8

### Dashboard wiring harness (9/14)

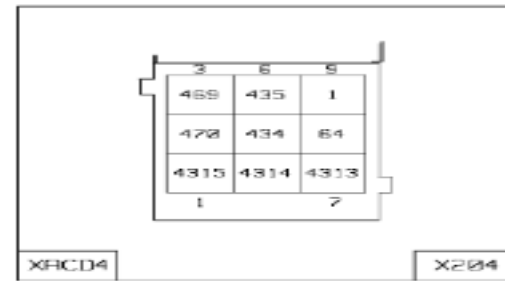
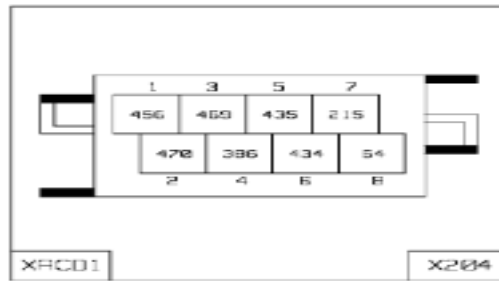
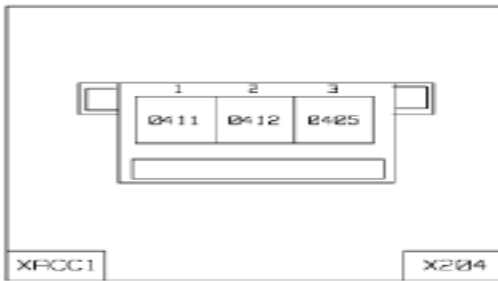
A



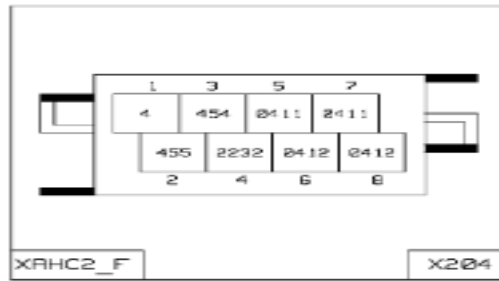
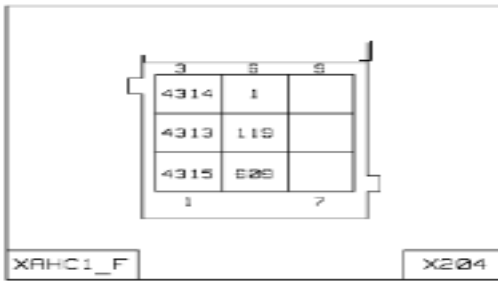
B



C




D



E

225705 / A  
W48

# Dashboard wiring harness (10/14)



225785 / R  
W49

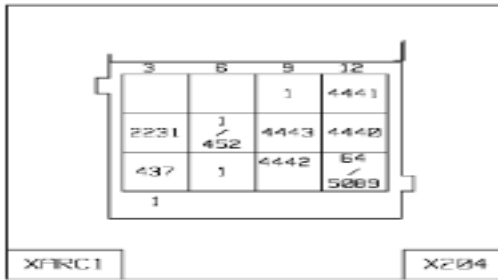
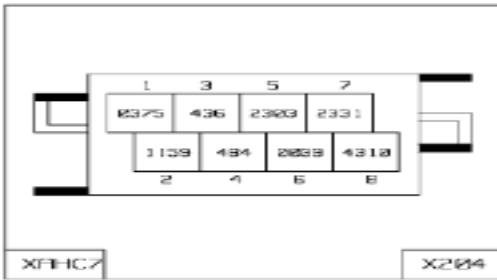
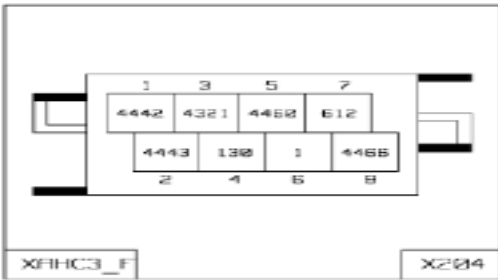


### Dashboard wiring harness (10/14)

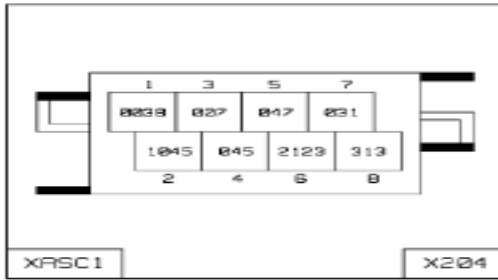
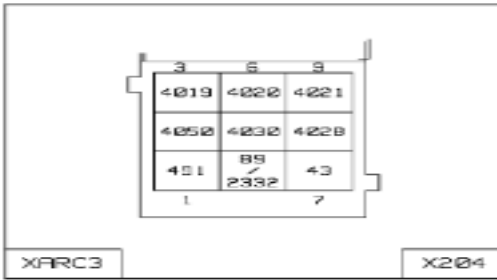
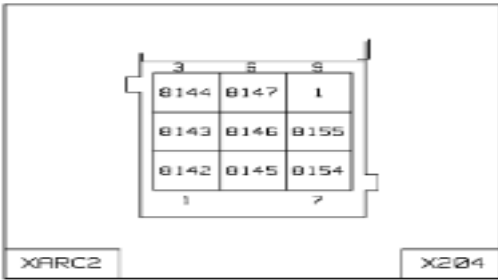
Code	Function	Connectors	Colour	Number of tracks
X204	Link-up connector between 2 wiring harnesses	XAHC3_F	BN	8
X204	Link-up connector between 2 wiring harnesses	XAHC7	Y	8
X204	Link-up connector between 2 wiring harnesses	XARC1	GN	12
X204	Link-up connector between 2 wiring harnesses	XARC2	Y	9
X204	Link-up connector between 2 wiring harnesses	XARC3	NL	9
X204	Link-up connector between 2 wiring harnesses	XASC1	W	8
X204	Link-up connector between 2 wiring harnesses	XASC3	VO	8
X204	Link-up connector between 2 wiring harnesses	XASC4	VO	8
X204	Link-up connector between 2 wiring harnesses	XASC5	W	8
X204	Link-up connector between 2 wiring harnesses	XASC6	R	8
X204	Link-up connector between 2 wiring harnesses	XASC7	R	8
A001	Cab electrical distribution box	XJB15	VO	15

### Dashboard wiring harness (10/14)

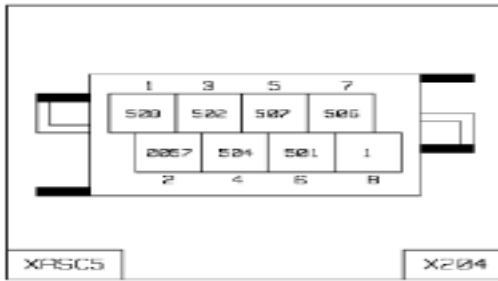
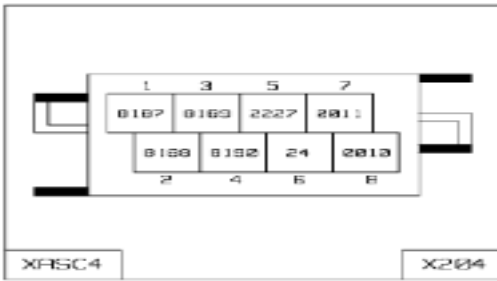
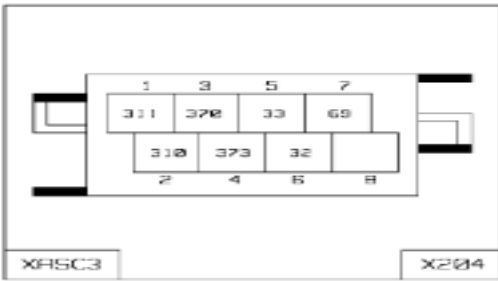
A



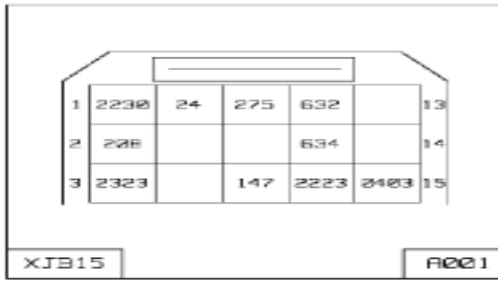
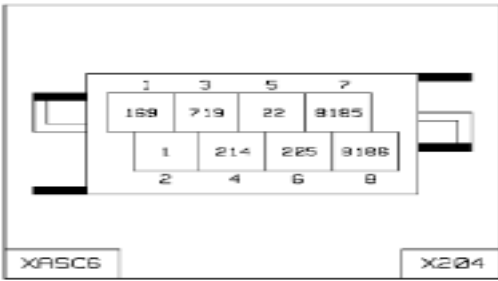
B



C



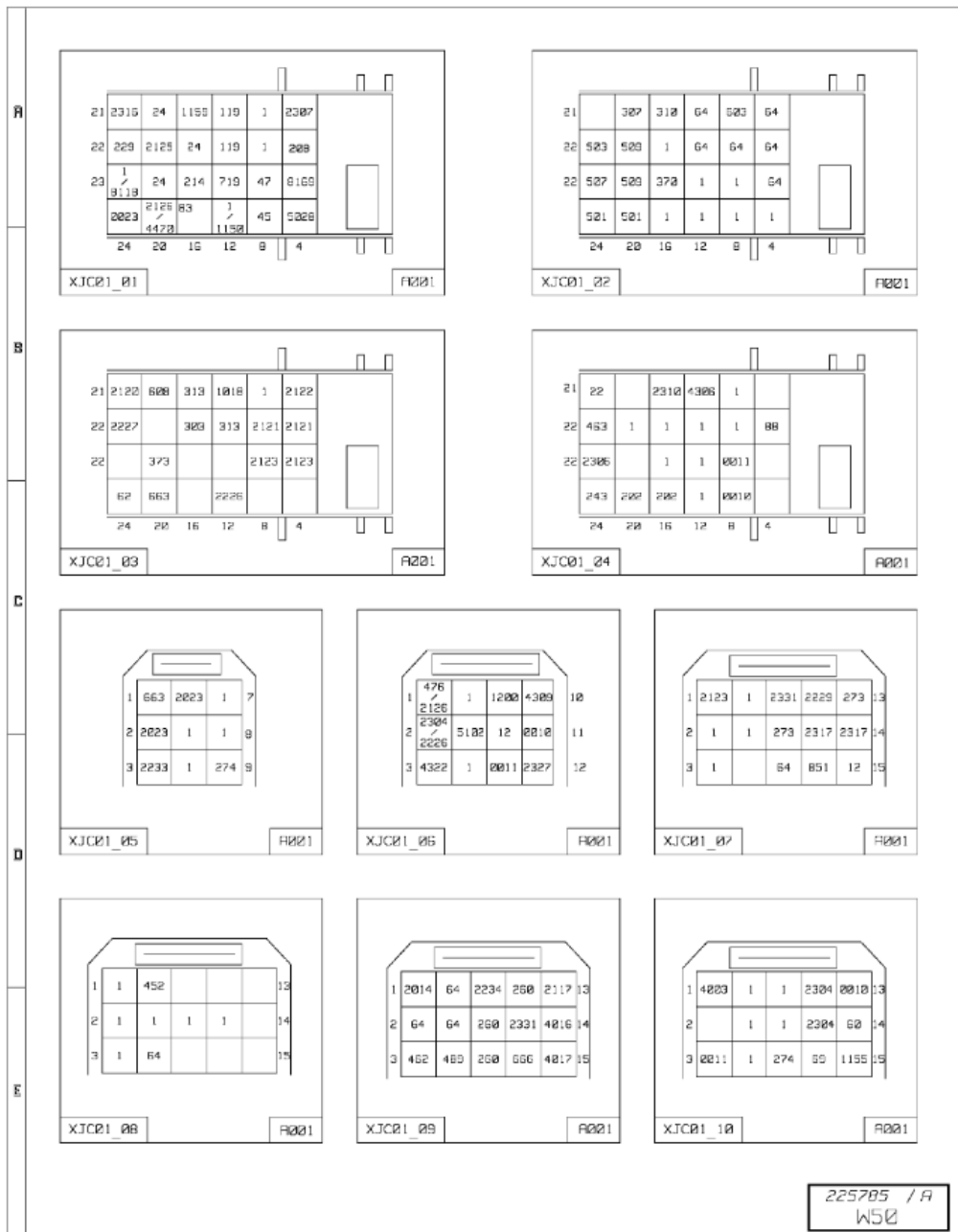
D



E

225785 / A  
W49

# Dashboard wiring harness (11/14)



### Dashboard wiring harness (11/14)

Code	Function	Connectors	Colour	Number of tracks
A001	Cab electrical distribution box	XJC01-01	Y	24
A001	Cab electrical distribution box	XJC01-02	GN	24
A001	Cab electrical distribution box	XJC01-03	Y	24
A001	Cab electrical distribution box	XJC01-04	GN	24
A001	Cab electrical distribution box	XJC01-05	Y	9
A001	Cab electrical distribution box	XJC01-06	NL	12
A001	Cab electrical distribution box	XJC01-07	VO	15
A001	Cab electrical distribution box	XJC01-08	VO	15
A001	Cab electrical distribution box	XJC01-09	BL	15
A001	Cab electrical distribution box	XJC01-10	NL	15

### Dashboard wiring harness (11/14)

A

21	2315	24	1155	119	1	2307	
22	229	2125	24	119	1	208	
23	1 8119	24	214	719	47	0169	
	2023	2125	83	1 1155	45	5028	
	24	20	15	12	8	4	

XJC01\_01

21		307	310	64	503	64	
22	503	503	1	64	64	64	
22	507	503	370	1	1	64	
	501	501	1	1	1	1	
	24	20	16	12	8	4	

XJC01\_02

B

21	2120	608	313	1018	1	2122	
22	2227		303	313	2121	2121	
22		373			2123	2123	
	62	663		2226			
	24	20	16	12	8	4	

XJC01\_03

21	22		2310	4306	1		
22	463	1	1	1	1	88	
22	2305		1	1	0011		
	243	202	202	1	0010		
	24	20	16	12	8	4	

XJC01\_04

C

1	663	2023	1	7
2	2023	1	1	8
3	2233	1	274	9

XJC01\_05

1	475 2126	1	1200	4309	10
2	2304 2226	5102	12	0010	11
3	4322	1	0011	2327	12

XJC01\_06

1	2123	1	2331	2229	273	13
2	1	1	273	2317	2317	14
3	1		64	851	12	15

XJC01\_07

D

1	1	452				13
2	1	1	1	1		14
3	1	64				15

XJC01\_08

1	2014	64	2234	250	2117	13
2	64	64	260	2331	4016	14
3	462	460	260	666	4017	15

XJC01\_09


1	4003	1	1	2304	0010	13
2		1	1	2304	60	14
3	0011	1	274	60	1155	15

XJC01\_10

E

225705 / A  
W50

# Dashboard wiring harness (12/14)



**Dashboard wiring harness (12/14)**

<b>Code</b>	<b>Function</b>	<b>Connectors</b>	<b>Colour</b>	<b>Number of tracks</b>
A001	Cab electrical distribution box	XJC01-11	BN	15
A001	Cab electrical distribution box	XJC01-12	BL	15
A001	Cab electrical distribution box	XJC01-14	NL	9
A001	Cab electrical distribution box	XJC01-15	BN	12
A001	Cab electrical distribution box	XJC01-16	BL	9
A001	Cab electrical distribution box	XJC01-17	BL	12
A001	Cab electrical distribution box	XJC01-18	Y	9
A001	Cab electrical distribution box	XJE21	GN	12
A001	Cab electrical distribution box	XJF01	Y	9
A001	Cab electrical distribution box	XJR11	NL	12
A001	Cab electrical distribution box	XJR13	NL	9
A001	Cab electrical distribution box	XJR14	SB	2

**Dashboard wiring harness (12/14)**

A

1	414	632	476		4469	13
2	2129	0010	12	413	632	14
3		2129	12	0011	2311	15

XJC01\_11      A001

1	1	1	1		0010	13
2		1	1	0011		14
3		64				15

XJC01\_12      A001

1	247		1			7
2		1				8
3	5095					9

XJC01\_14      A001

B

1	2121	456	2312	2323		10
2		2231	1	0010		11
3		1	1	0011		12

XJC01\_15      A001

1	5099	4060	2025			7
2	0010	215	1			8
3	2232	0011	169			9

XJC01\_16      A001

1	1	64	2303	2303		10
2	1	64	4	4		11
3	1	1	1	2132		12

XJC01\_17      A001

C

1		0010	243			7
2		851	851			8
3	0011		476			9

XJC01\_18      A001

1	0011	25		292		10
2	5101	0010	600	1		11
3		291	2329	2323		12

XJE21      A001

1	611	60	6109			7
2	602	305	603			8
3		304				9

XJF01      A001

D

1		3	307			10
2	305	606				11
3				304		12

XJR11      A001

1		634	3			7
2	632	307	606			8
3	211	0403	606			9

XJR13      A001

1		522				
2						


XJR14      A001

E

225705 / A  
W51



# Dashboard wiring harness (13/14)



**Dashboard wiring harness (13/14)**

Code	Function	Connectors	Colour	Number of tracks
A002	Chassis-cab connection box	XT01	BL	24
A002	Chassis-cab connection box	XT12	GN	24
A002	Chassis-cab connection box	XT13	NL	15
A002	Chassis-cab connection box	XT15	GR	24
A002	Chassis-cab connection box	XT16	SB	2
A002	Chassis-cab connection box	XT21	NL	24
A002	Chassis-cab connection box	XT22	BL	12
A002	Chassis-cab connection box	XT33	Y	24
A002	Chassis-cab connection box	XT41	Y	24
A002	Chassis-cab connection box	XT53	BL	24
A002	Chassis-cab connection box	XT55	NL	24
A002	Chassis-cab connection box	XT63	GN	12

**Dashboard wiring harness (13/14)**

A

1	710	602	47	37		0119
	709	603	604	302		0120
	311	305	605	274		
	60	304	437	1031		
	4	8	12	16	20	24

XT01 F002

1	39	635		414	1	757
	301	307	413	718	67	758
	304	600		1		766
	305	3	76	0129	1	243
	4	8	12	16	20	24

XT12 F002

	3	8	9	12	15
	0412	1	1		
	0411	274	2233		
	1				

XT13 F002

B

1	0045	38	352	608		
	0046	39	607	632		
	618	307	3	634		
		0403	211	606		
	4	8	12	16	20	24

XT15 F002

1					
		522			
2					

XT16 F002

1	0010	7	292	82	5091	5050
	0011	25	1058	462	5092	0377
	0012	5101	5072	0376	5093	0380
	0013	2226	2323	291	000	1
	4	8	12	16	20	24

XT21 F002

C

	3	8	9	12
			1	1
	2328			0453
	2329	2325		0452
	1			

XT22 F002

1	141	2121	2121	1	394 0012	0012
	142	661 0452	0101	1 0031	0013 0027	0013
	0056	12 0453	0053	1 0032	273 103 0010	0023
	025	00	0134	0029 051 011	0023 0011	0011
	4	8	12	16	20	24

XT33 F002

1	2230	24	1056	2323		
	1	1150	203	0023	009	532 5059
	0011	0013	2326	275	0403	534 5058
	0010	0012	147	003	1149	5066
	4	8	12	16	20	24

XT41 F002

D

1	0149	0415	0149	0119	1	0079
	0149	0416	0150	0120		1001
	0150	1124	5003	2233	274	0077
	0155	5248	5004	0157	1	009
	4	8	12	16	20	24

XT53 F002

1	1	001	000 0140	016		004
	013	0140	0159			006
	014	0142	009 0100		1	5001
	015	009	0077			5002
	4	8	12	16	20	24

XT55 F002


	3	8	9	12
	491	2229	1	
	051	4489	414	
	2132	43	413	4003
	1			

XT63 F002

E

225705 / A  
W52

# Dashboard wiring harness (14/14)



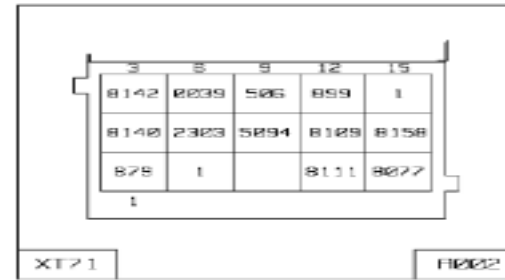
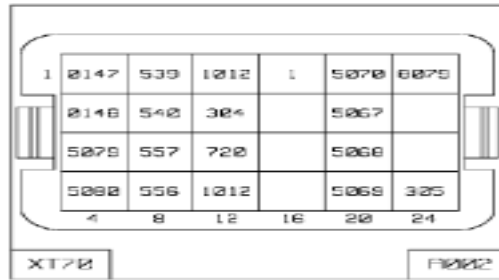
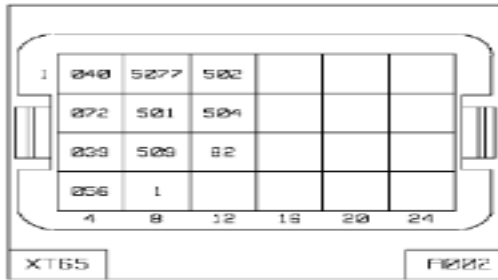
225705 / R  
W53

### Dashboard wiring harness (14/14)

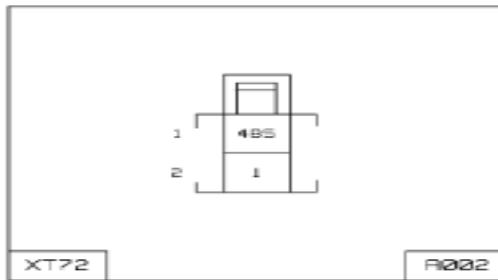
Code	Function	Connectors	Colour	Number of tracks
A002	Chassis-cab connection box	XT65	R	24
A002	Chassis-cab connection box	XT70	GR	24
A002	Chassis-cab connection box	XT71	VO	15
A002	Chassis-cab connection box	XT72	SB	2

### Dashboard wiring harness (14/14)

A



B




C

D

E

225785 / A  
W53

# Steering column wiring harness



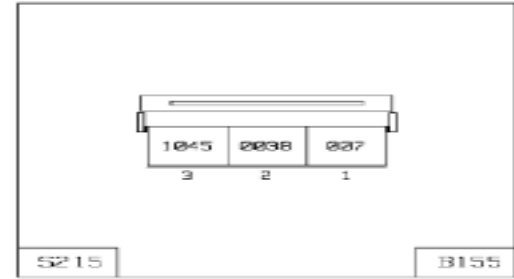
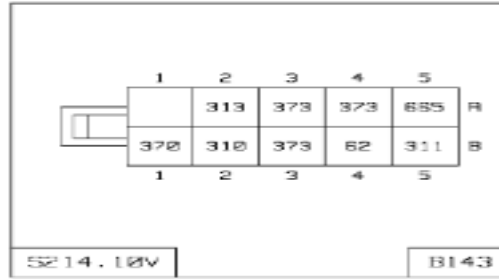
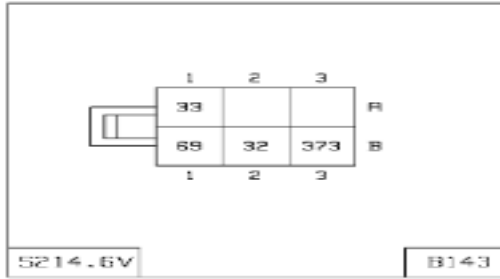
# Steering column wiring harness

Code	Function	Connectors	Colour	Number of tracks
B143	Steering wheel fingertip controls N° 1	S214.6V	SB	6
B143	Steering wheel fingertip controls N° 1	S214.10V	SB	10
B155	Electric or hydraulic retarder control	S215	SB	3
B125	Radio set control	S216	SB	6
B136	Cruise control and engine speed regulator adjustment control	X68	SB	8

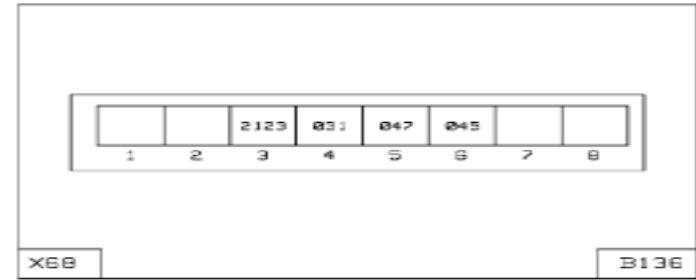
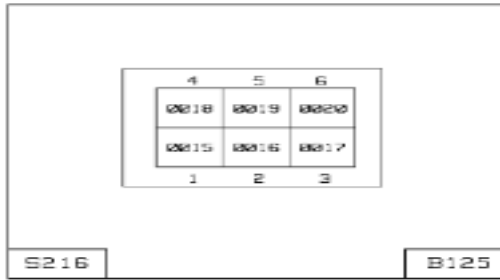
# Steering column wiring harness



A



B



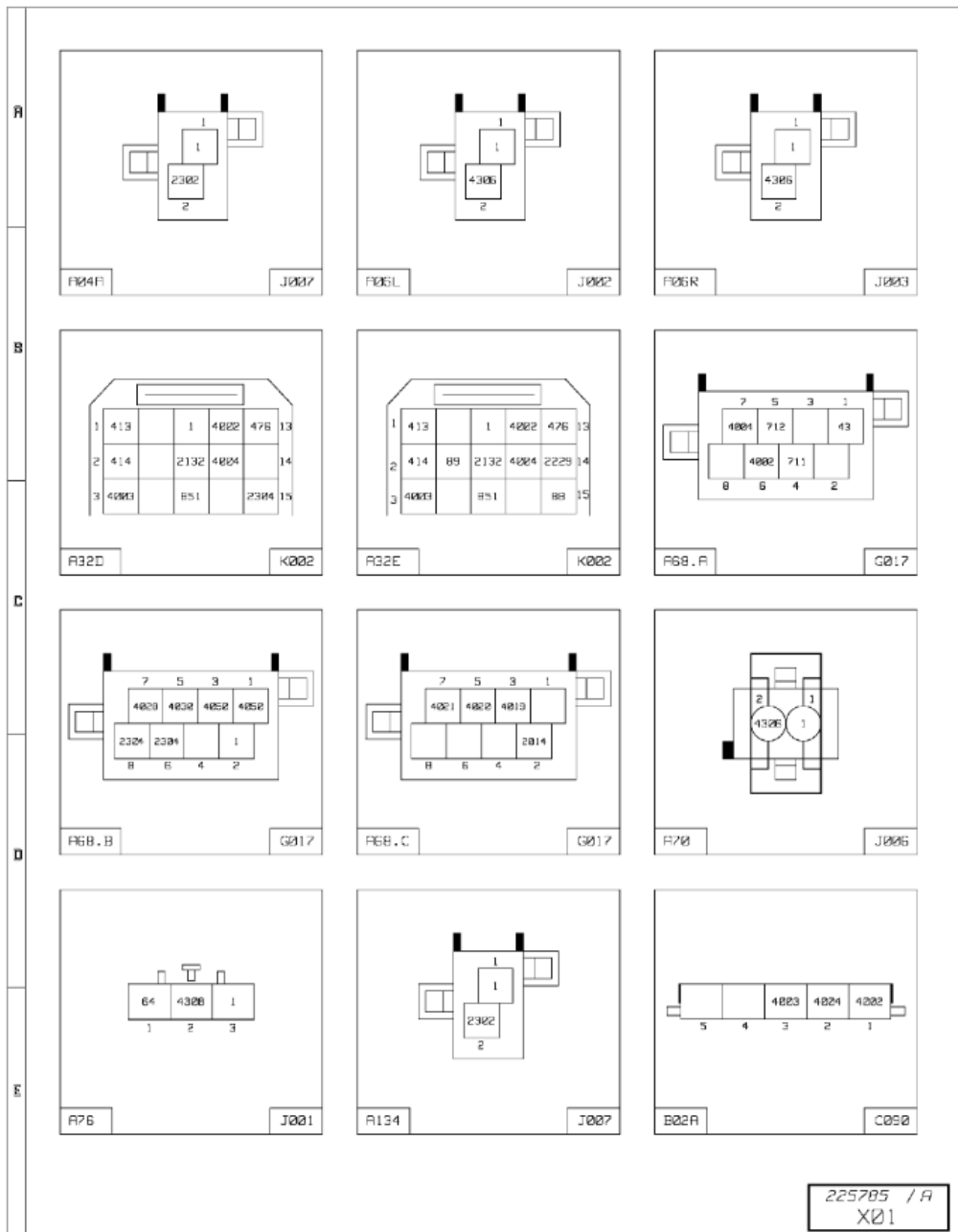
C

D

E

225785 / A  
W54

# Cab rear wiring harness (1/4)



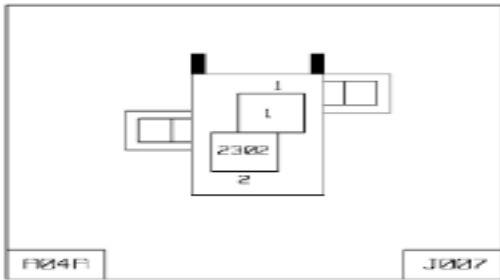
225785 / A  
X01

### Cab rear wiring harness (1/4)

Code	Function	Connectors	Colour	Number of tracks
J007	Refrigerator	A04A	SB	2
J002	RH heated seat unit	A06L	SB	2
J003	LH heated seat unit	A06R	SB	2
K002	Air/air add-on heater	A32D	NL	15
K002	Air/air add-on heater	A32E	VO	15
G017	Cab temperature regulation ECU	A68.A	R	8
G017	Cab temperature regulation ECU	A68.B	GR	8
G017	Cab temperature regulation ECU	A68.C	W	8
J006	Refrigerated compartment	A70	SB	2
J001	Cigar lighter	A76	W	3
J007	Refrigerator	A134	SB	2
C090	Add-on heater temperature sensor	B02A	SB	5

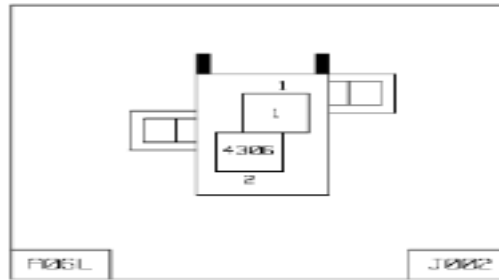
### Cab rear wiring harness (1/4)

A



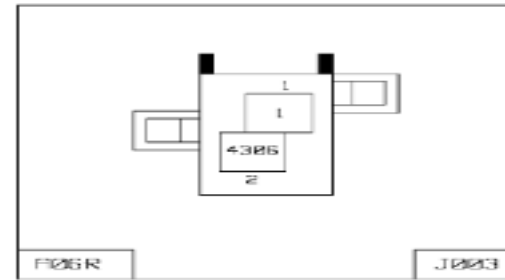
A04F

J007



A05L

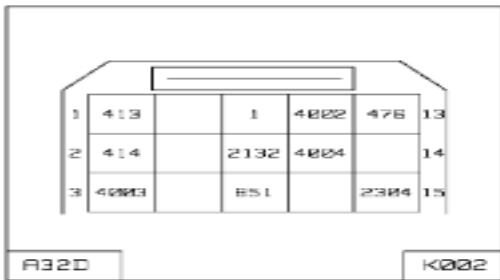
J002



A06R

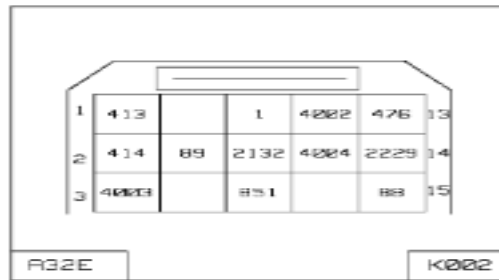
J003

B



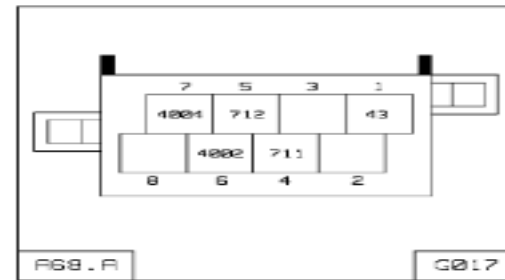
A32D

K002



A32E

K002



A68.A

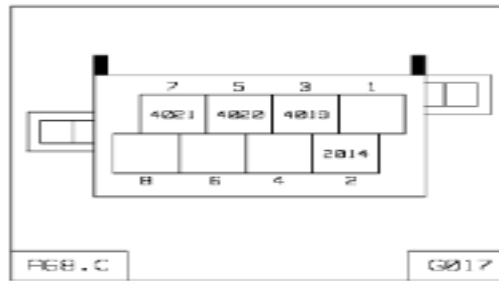
G017

C



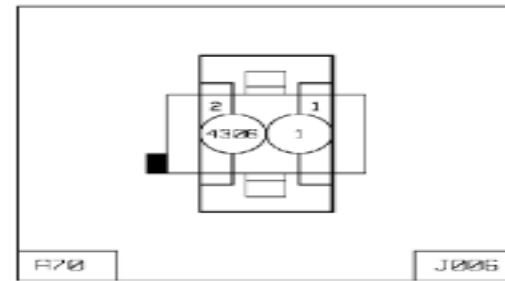
A68.B

G017



A68.C

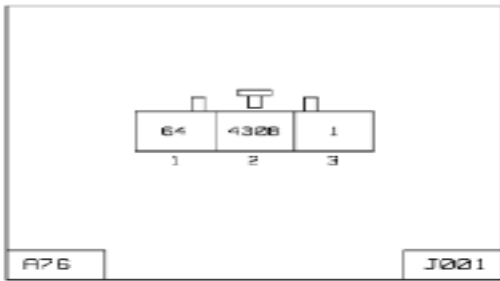
G017



A70

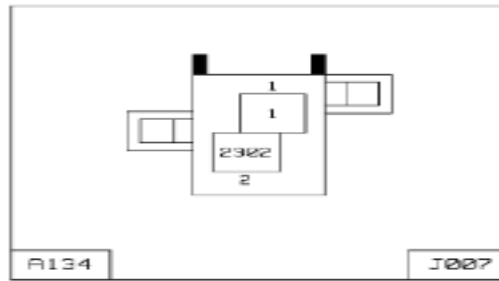
J005

E



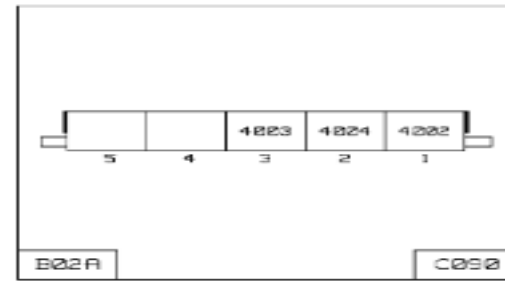
A76

J001



A134

J007

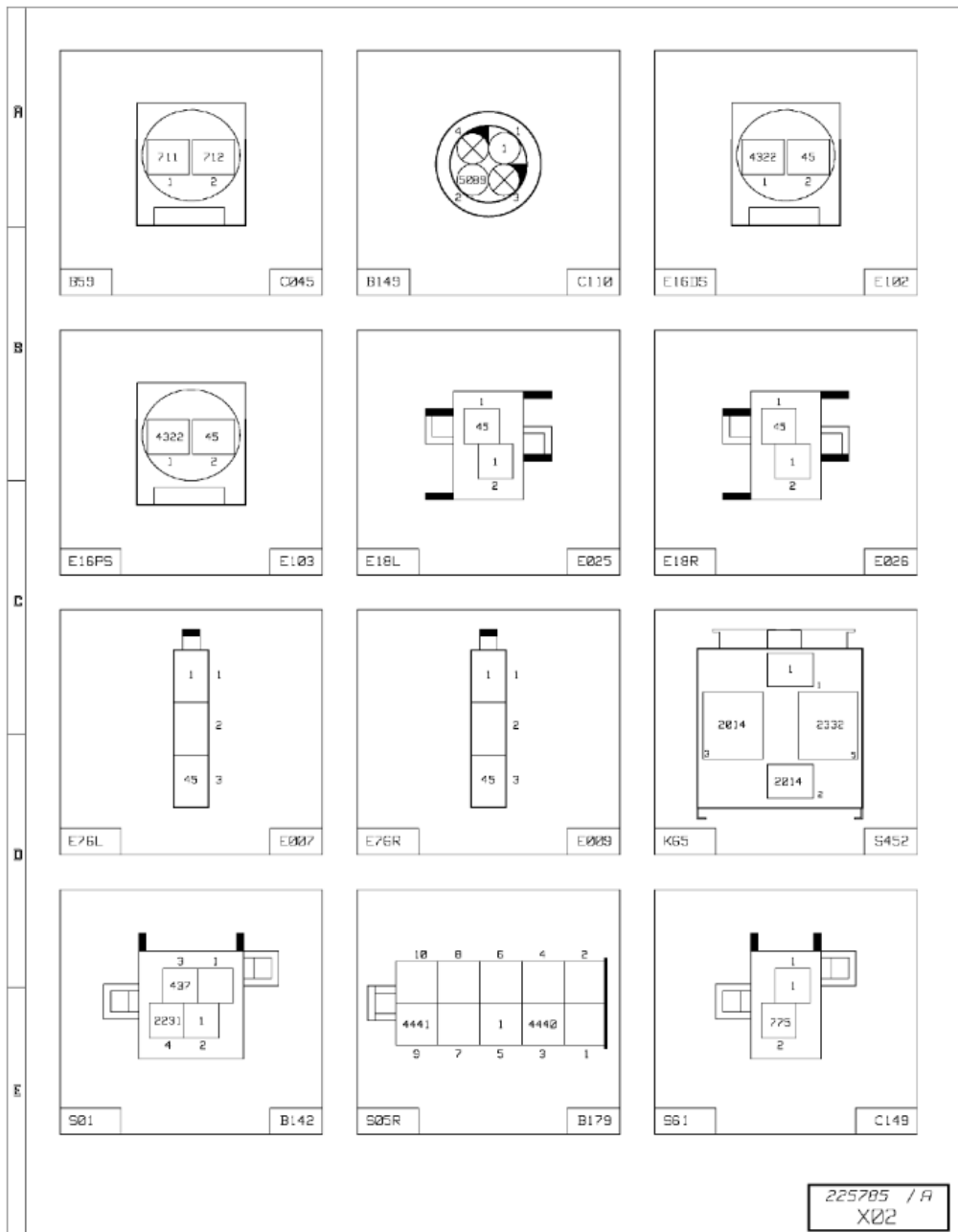


B02A

C050

225785 / A  
X01

# Cab rear wiring harness (2/4)

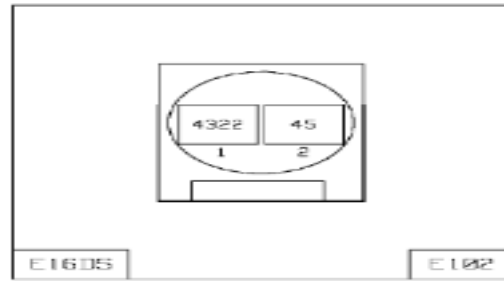
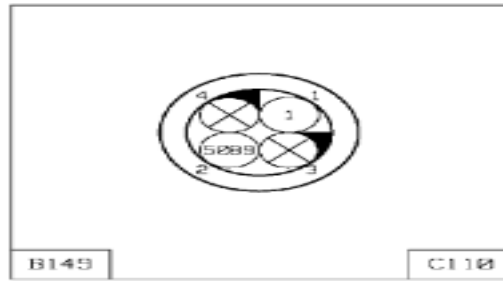
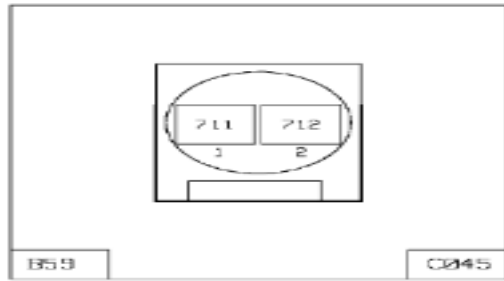


### Cab rear wiring harness (2/4)

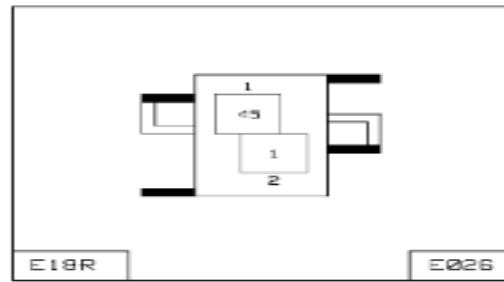
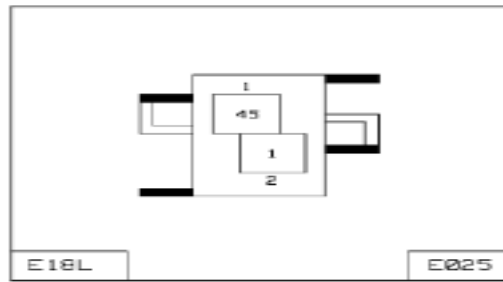
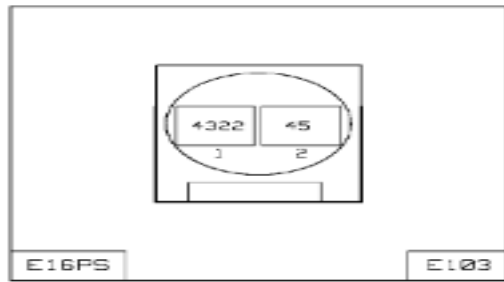
Code	Function	Connectors	Colour	Number of tracks
C045	Internal temperature sensor	B59	SB	2
C110	Parking brake indicator pressure sensor	B149	BL	2
E102	Driver's side stepwell lighting	E16DS	SB	2
E103	Front passenger's side stepwell lighting	E16PS	SB	2
E025	Driver's reading spotlight	E18L	W	2
E026	Front passenger's reading spotlight	E18R	W	2
E007	Bunk lower RH overhead light	E76L	SB	3
E009	Bunk lower LH overhead light	E76R	SB	3
S452	Air conditioning fan piloting relay	K65	N	4
B142	Headlamps ride corrector control	S01	Y	4
B179	Cab interior lighting control (in cab)	S05R	SB	10
C149	Driver's seatbelt not buckled sensor	S61	GR	2

### Cab rear wiring harness (2/4)

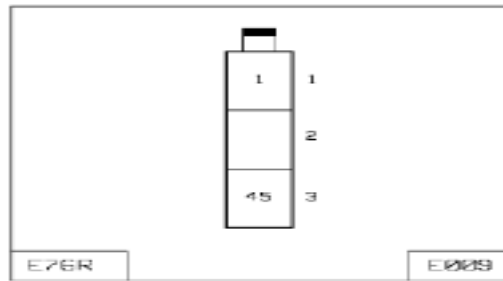
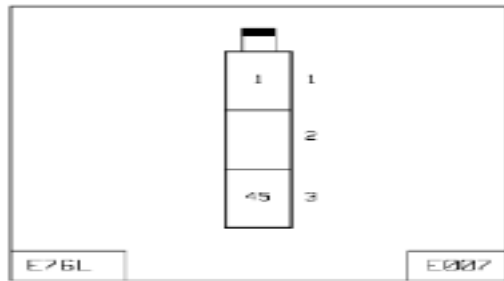
A



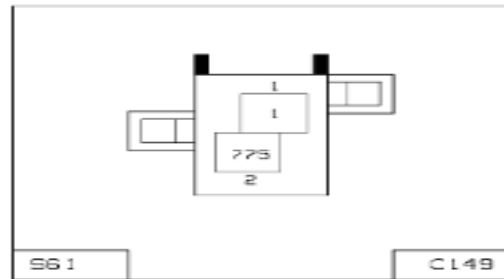
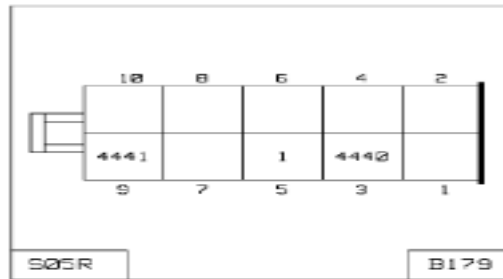
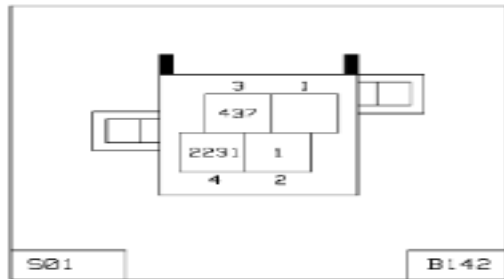
B



C




D



E

225785 / A  
X02

# Cab rear wiring harness (3/4)



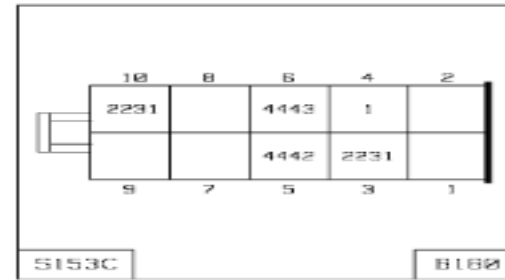
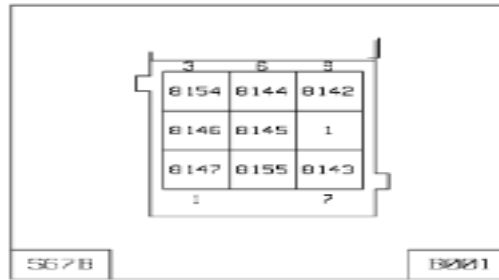
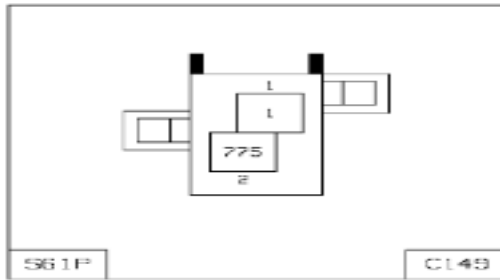


### Cab rear wiring harness (3/4)

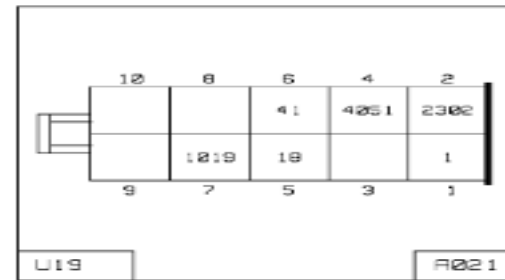
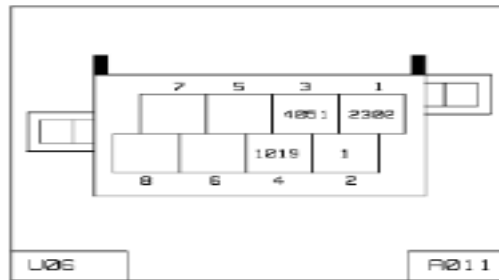
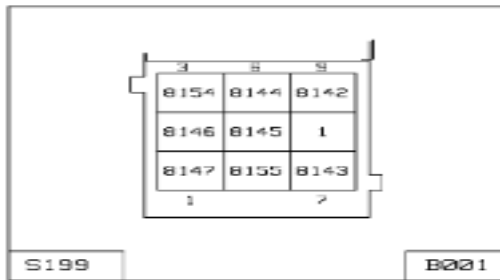
Code	Function	Connectors	Colour	Number of tracks
C149	Driver's seatbelt not buckled sensor	S61P	GR	2
B001	Air suspension remote control	S67B	Y	9
B180	Sun-roof opening / closing control (on cab rear control console)	S153C	SB	10
B001	Air suspension remote control	S199	Y	9
A011	Voltage converter (24V / 12V) for information technology pack	U06	W	8
A021	Voltage converter (24 / 12V - 15A)	U19	SB	10
X908	12 Volts power supply socket	X07A	W	3
X908	12 Volts power supply socket	X50	SB	3
X204	Link-up connector between 2 wiring harnesses	XARC1	GN	12
X204	Link-up connector between 2 wiring harnesses	XARC2	Y	9
X204	Link-up connector between 2 wiring harnesses	XARC3	NL	9

### Cab rear wiring harness (3/4)

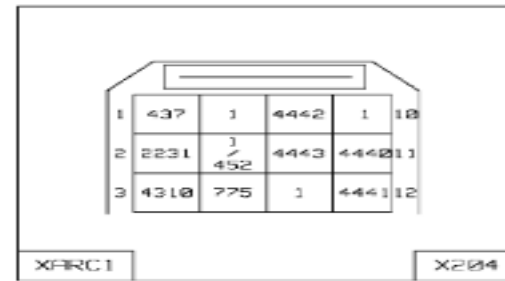
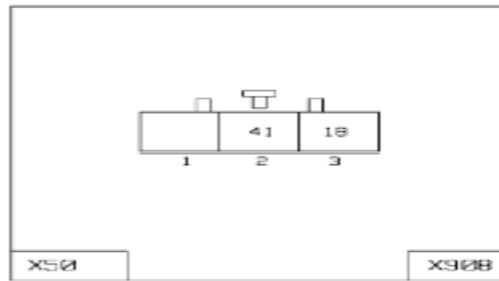
A



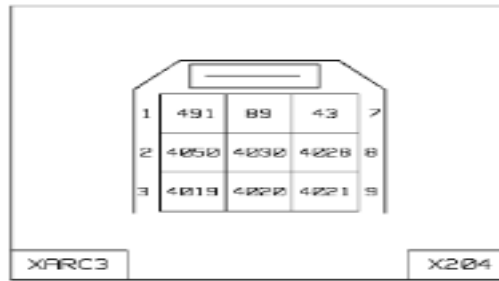
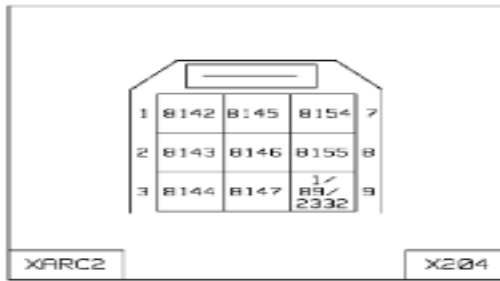
B



C




D



E

225785 / A  
X03

# Cab rear wiring harness (4/4)



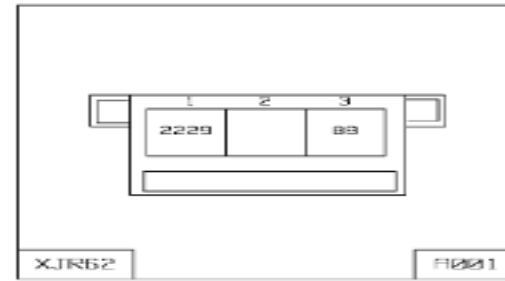
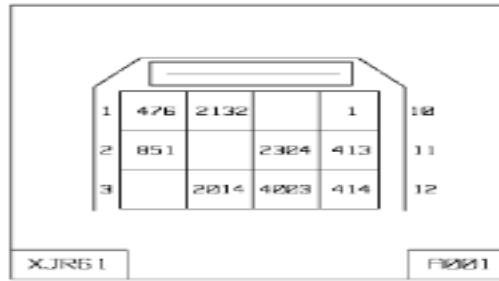
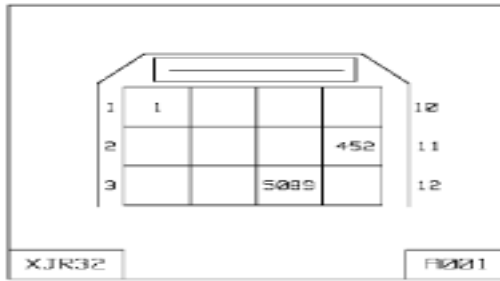
225785 / A  
X04

### Cab rear wiring harness (4/4)

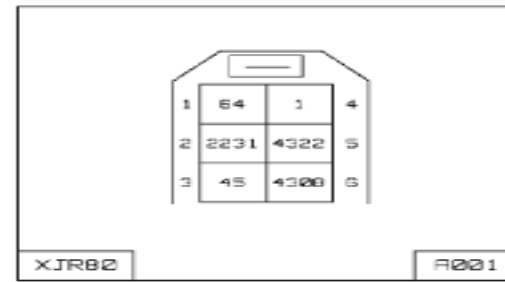
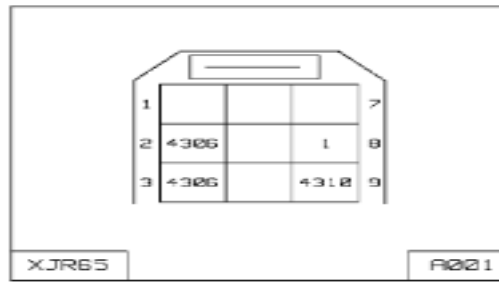
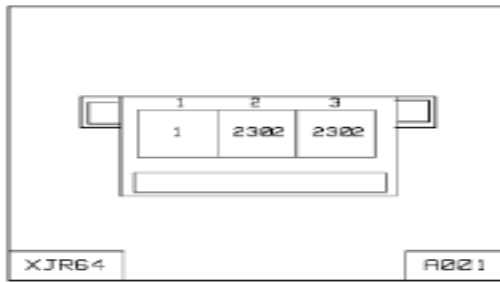
Code	Function	Connectors	Colour	Number of tracks
A001	Cab electrical distribution box	XJR32	NL	12
A001	Cab electrical distribution box	XJR61	BL	12
A001	Cab electrical distribution box	XJR62	GR	3
A001	Cab electrical distribution box	XJR64	BL	3
A001	Cab electrical distribution box	XJR65	Y	9
A001	Cab electrical distribution box	XJR80	LVO	6

### Cab rear wiring harness (4/4)

A



B



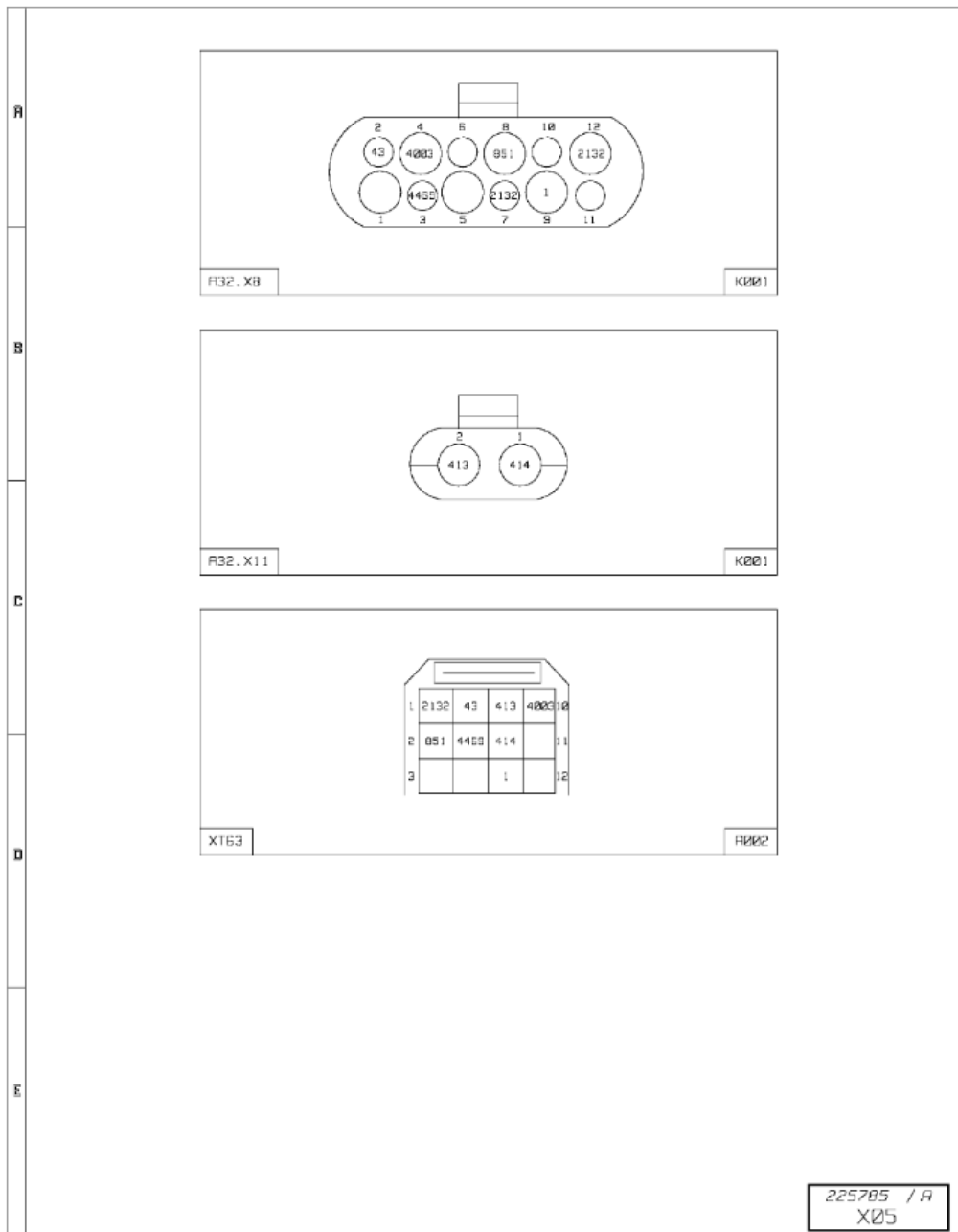
C

D

E

225785 / A  
X04

# Independent heating wiring harness THERMO 90ST

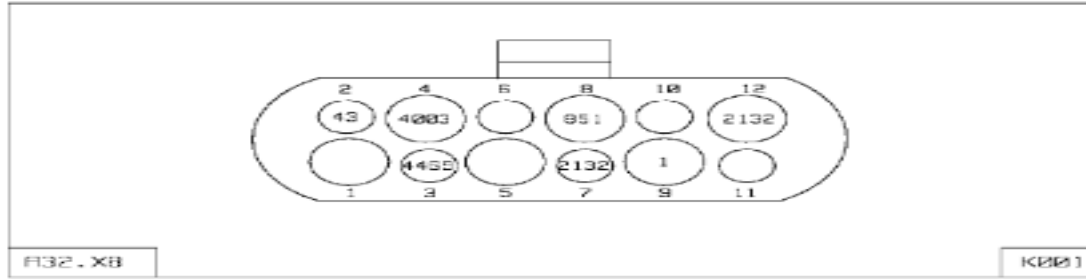


**Independent heating wiring harness THERMO 90ST**

<b>Code</b>	<b>Function</b>	<b>Connectors</b>	<b>Colour</b>	<b>Number of tracks</b>
K001	Air/water add-on heater	A32.X8	SB	12
K001	Air/water add-on heater	A32.X11	SB	2
A002	Chassis-cab connection box	XT63	GN	12

**Independent heating wiring harness THERMO 90ST**

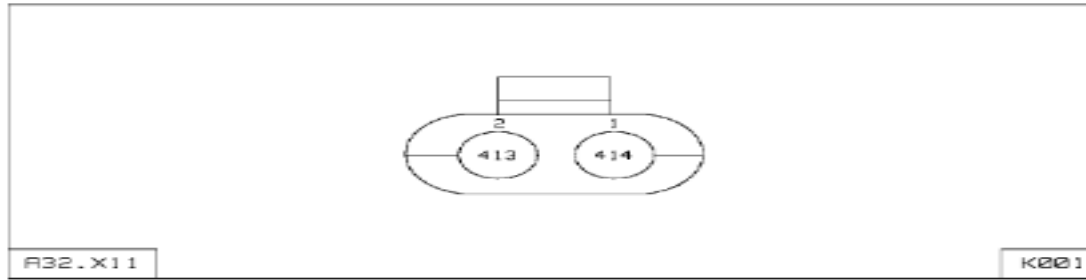
A



R32.X8

K001

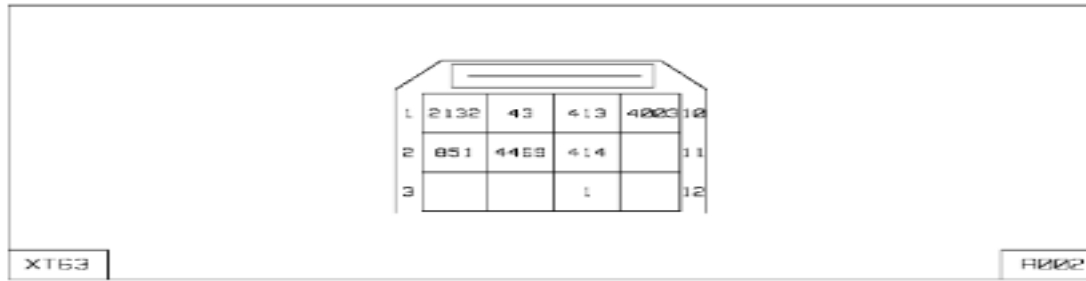
B



R32.X11

K001

C



XT63


R002

E

225705 / A  
X05



# Cab top ledge wiring harness (1/3)

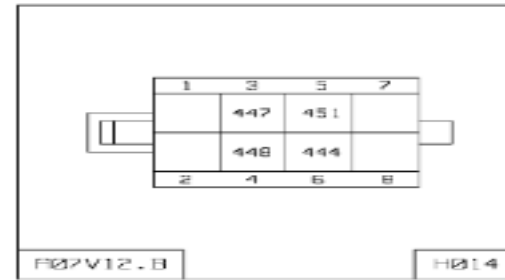
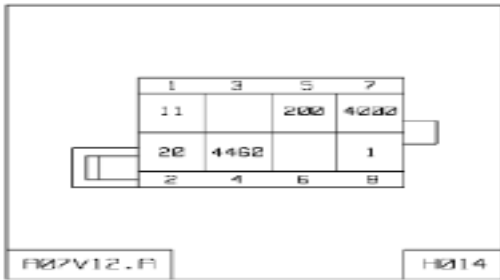


### Cab top ledge wiring harness (1/3)

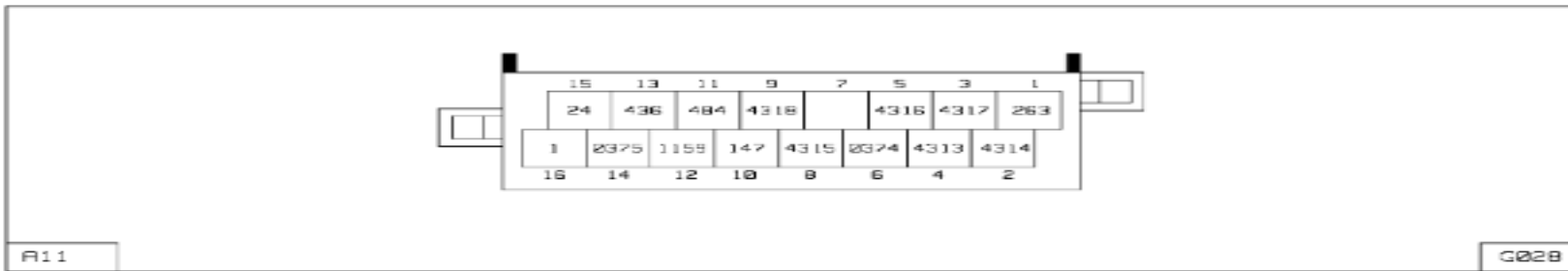
Code	Function	Connectors	Colour	Number of tracks
H014	Radio set	A07V12.A	SB	8
H014	Radio set	A07V12.B	W	8
G028	Doors central locking ECU	A11	GN	16
G026	Alarm ECU	A31	GN	30
C014	Passenger's front door open position information sensor	B107PS.A	NL	1
C014	Passenger's front door open position information sensor	B107PS.B	NL	1
H020	Sharp loudspeaker, LH side	B163L	WH	2

### Cab top ledge wiring harness (1/3)

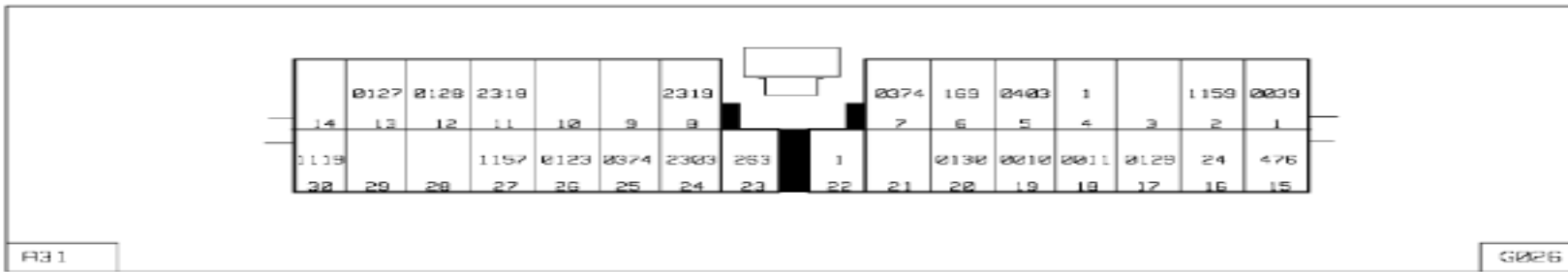
A



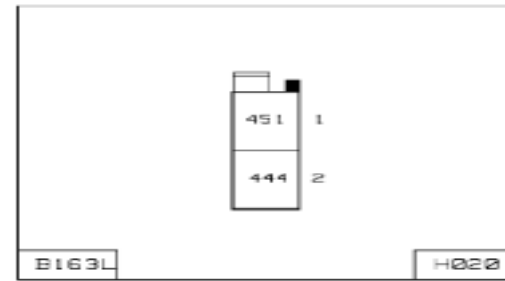
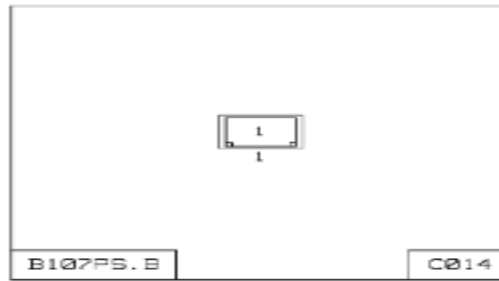
B



C



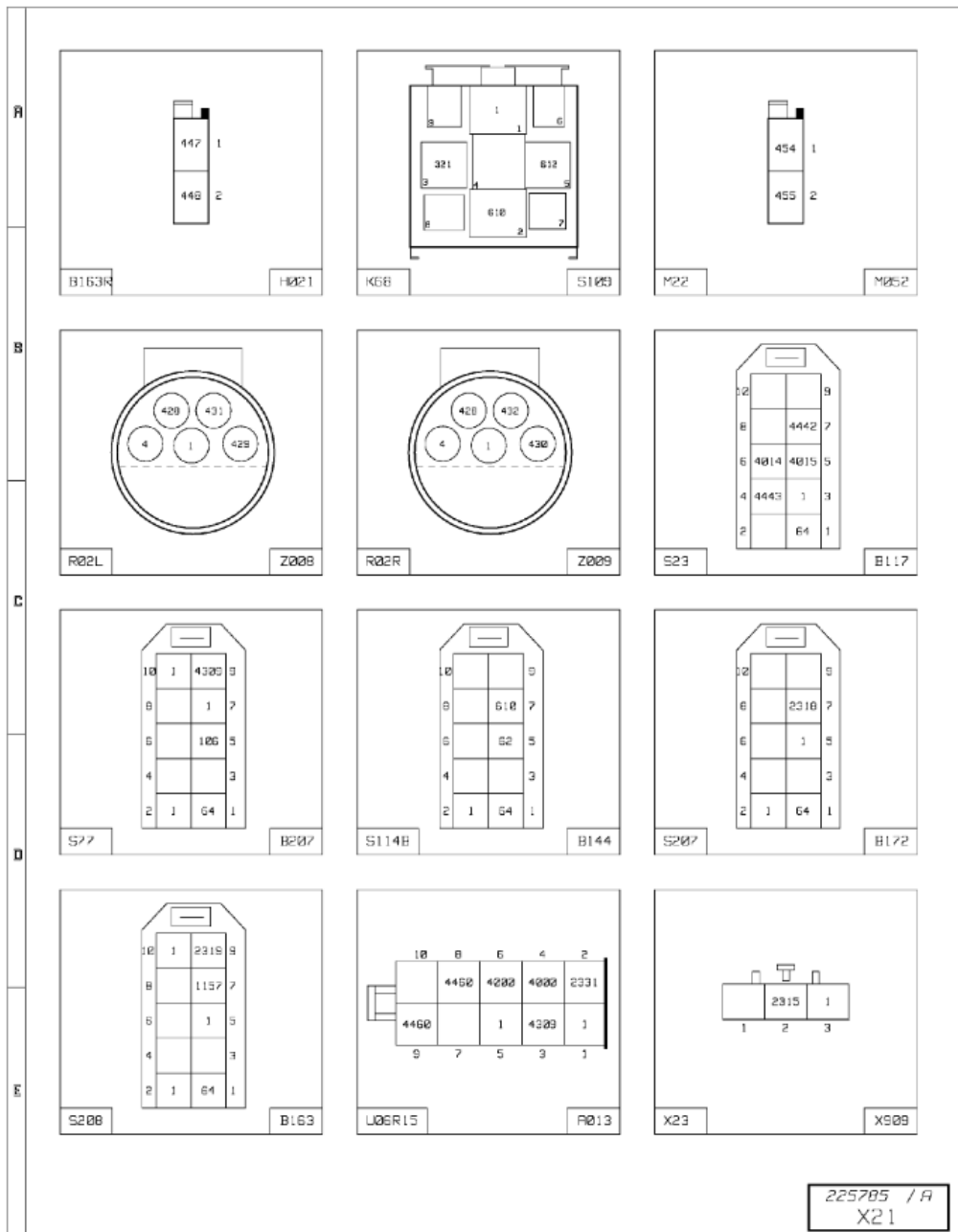
D



E

225785 / A  
X20

# Cab top ledge wiring harness (2/3)



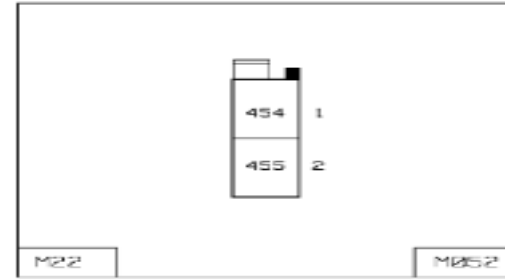
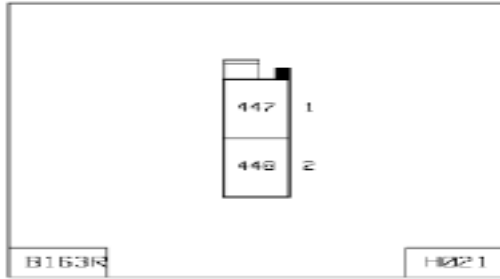
225785 / R  
X21

### Cab top ledge wiring harness (2/3)

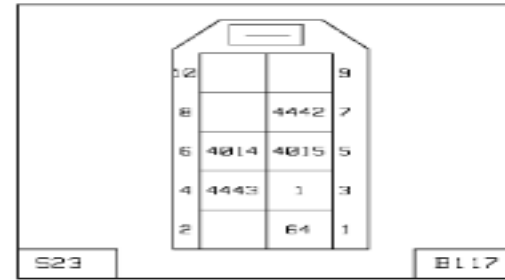
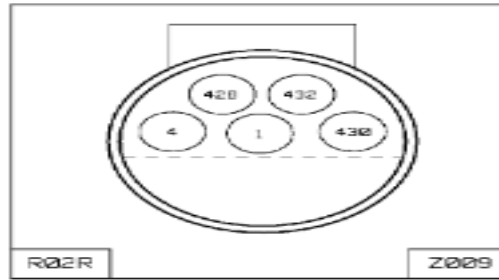
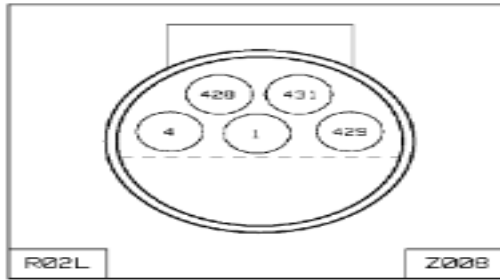
Code	Function	Connectors	Colour	Number of tracks
H021	Sharp loudspeaker, RH side	B163R	WH	2
S109	Long range driving lights power supply relay	K68	SB	9
M052	Front sun visor motor	M22	WH	2
Z008	Driver's swivelling defrosting rearview mirror	R02L	WH	5
Z009	Passenger's swivelling defrosting rearview mirror	R02R	WH	5
B117	Sun-roof opening / closing control (on dashboard)	S23	SB	10
B207	Emergency flashing lights control	S77	SB	10
B144	Long range driving lights control	S114B	SB	10
B172	Alarm siren sound level reduction control	S207	SB	10
B163	Alarm anti-panic control	S208	SB	10
A013	Voltage converter (24V / 12V - 15A) for audio communication system	U06R15	SB	10
X909	Extra 24 Volts power supply socket	X23	SB	3

### Cab top ledge wiring harness (2/3)

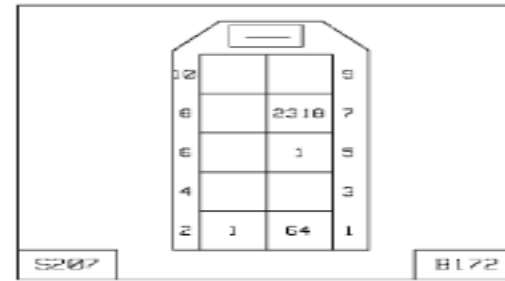
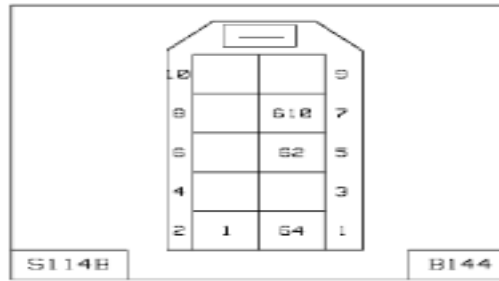
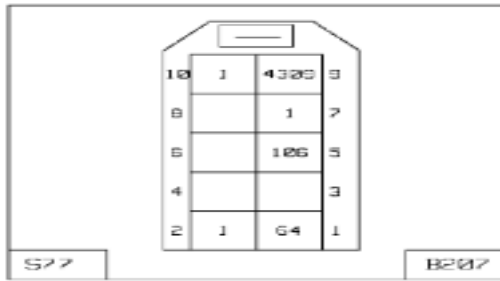
A



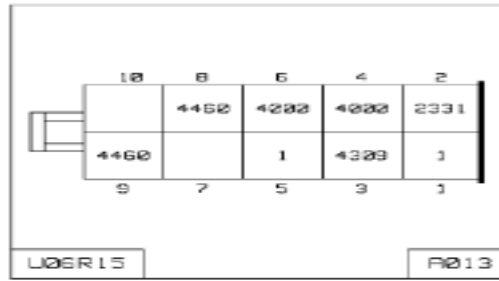
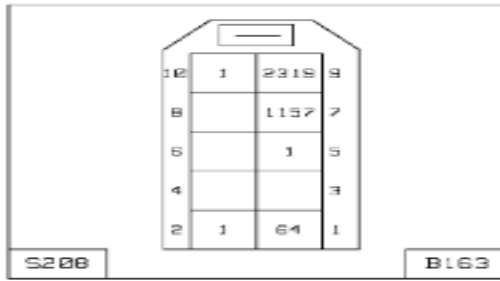
B



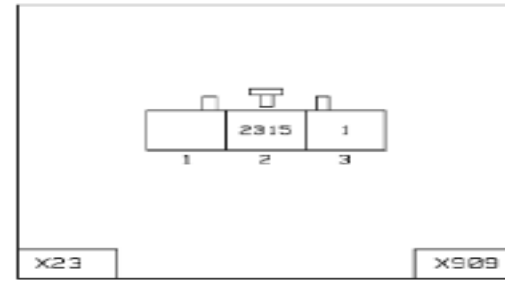
C



D




E



225785 / A  
X2 1

# Cab top ledge wiring harness (3/3)



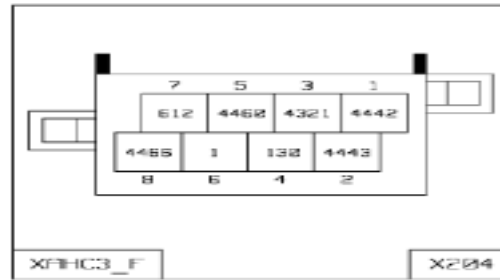
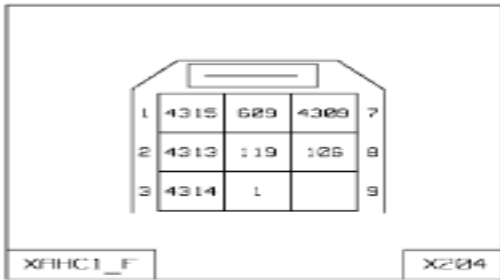
### Cab top ledge wiring harness (3/3)

Code	Function	Connectors	Colour	Number of tracks
X204	Link-up connector between 2 wiring harnesses	XAHC1_F	Y	9
X204	Link-up connector between 2 wiring harnesses	XAHC2_F	VO	8
X204	Link-up connector between 2 wiring harnesses	XAHC3_F	BN	8
X204	Link-up connector between 2 wiring harnesses	XAHC7	Y	8
X204	Link-up connector between 2 wiring harnesses	XAHD1	WH	8
X204	Link-up connector between 2 wiring harnesses	XAHD2	Y	8
X204	Link-up connector between 2 wiring harnesses	XAHH1_F	VO	15
X204	Link-up connector between 2 wiring harnesses	XAHH3_F	SB	3
A001	Cab electrical distribution box	XJH52	NL	6
A001	Cab electrical distribution box	XJH50	Y	24
A001	Cab electrical distribution box	XJH51_F	GN	24

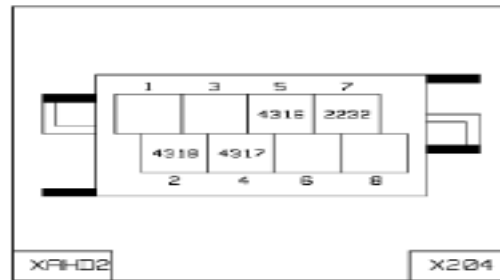
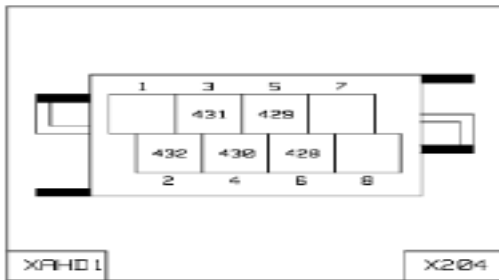
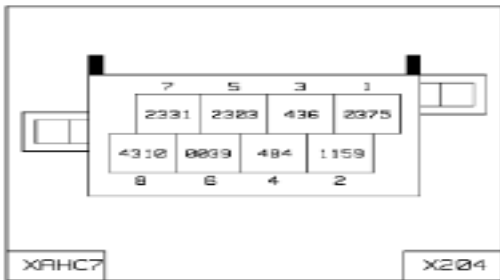
### Cab top ledge wiring harness (3/3)



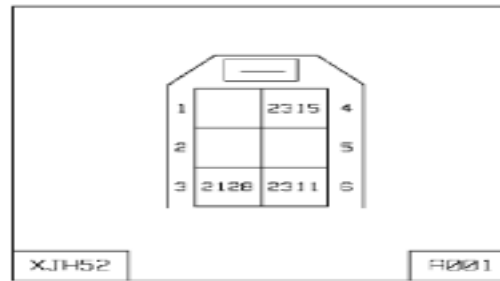
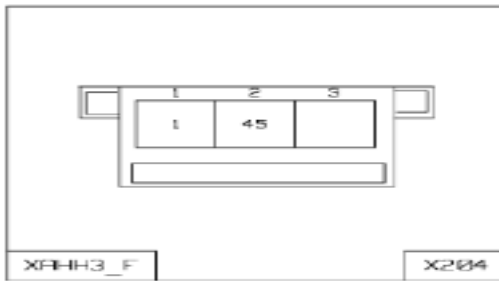
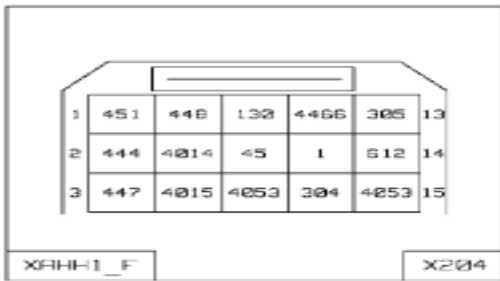
A



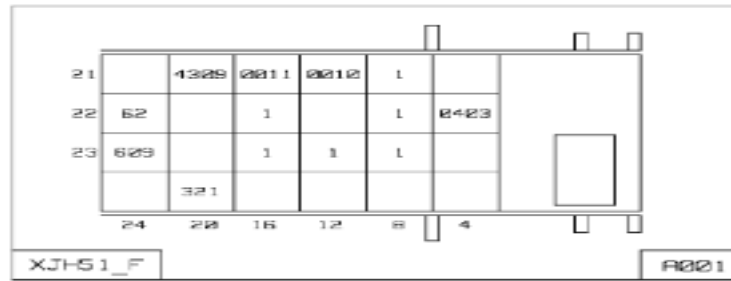
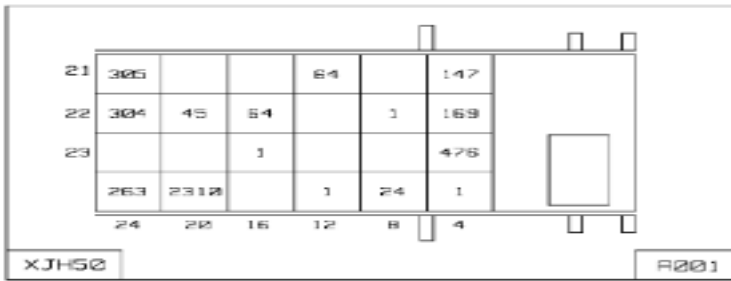
B



C



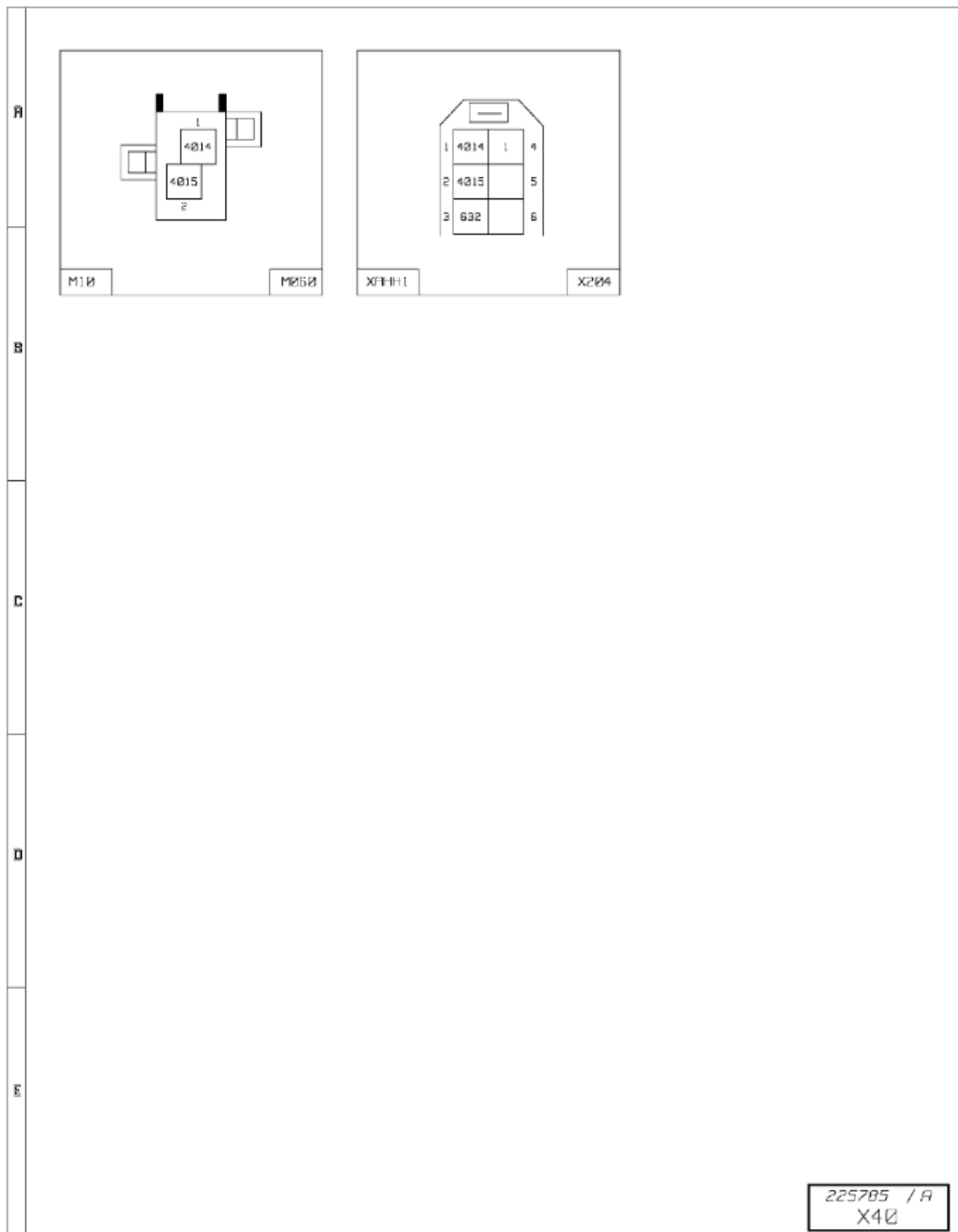
D



E

225785 / A  
X22

# Sun-roof wiring harness



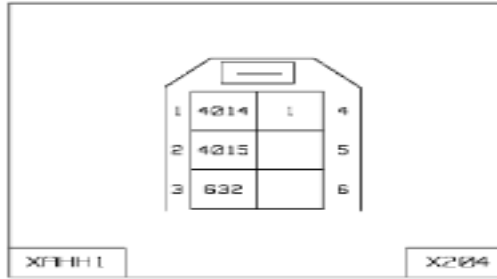
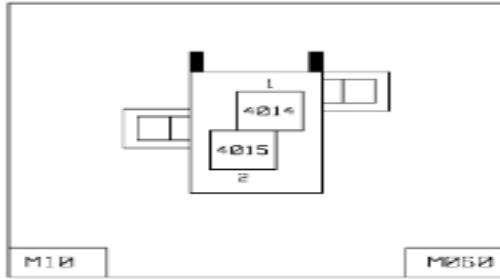
225705 / R  
X40

# Sun-roof wiring harness

Code	Function	Connectors	Colour	Number of tracks
M060	Electric roof air vent motor	M10	GR	2
X204	Link-up connector between 2 wiring harnesses	XAHH1	GR	6

# Sun-roof wiring harness

A



B

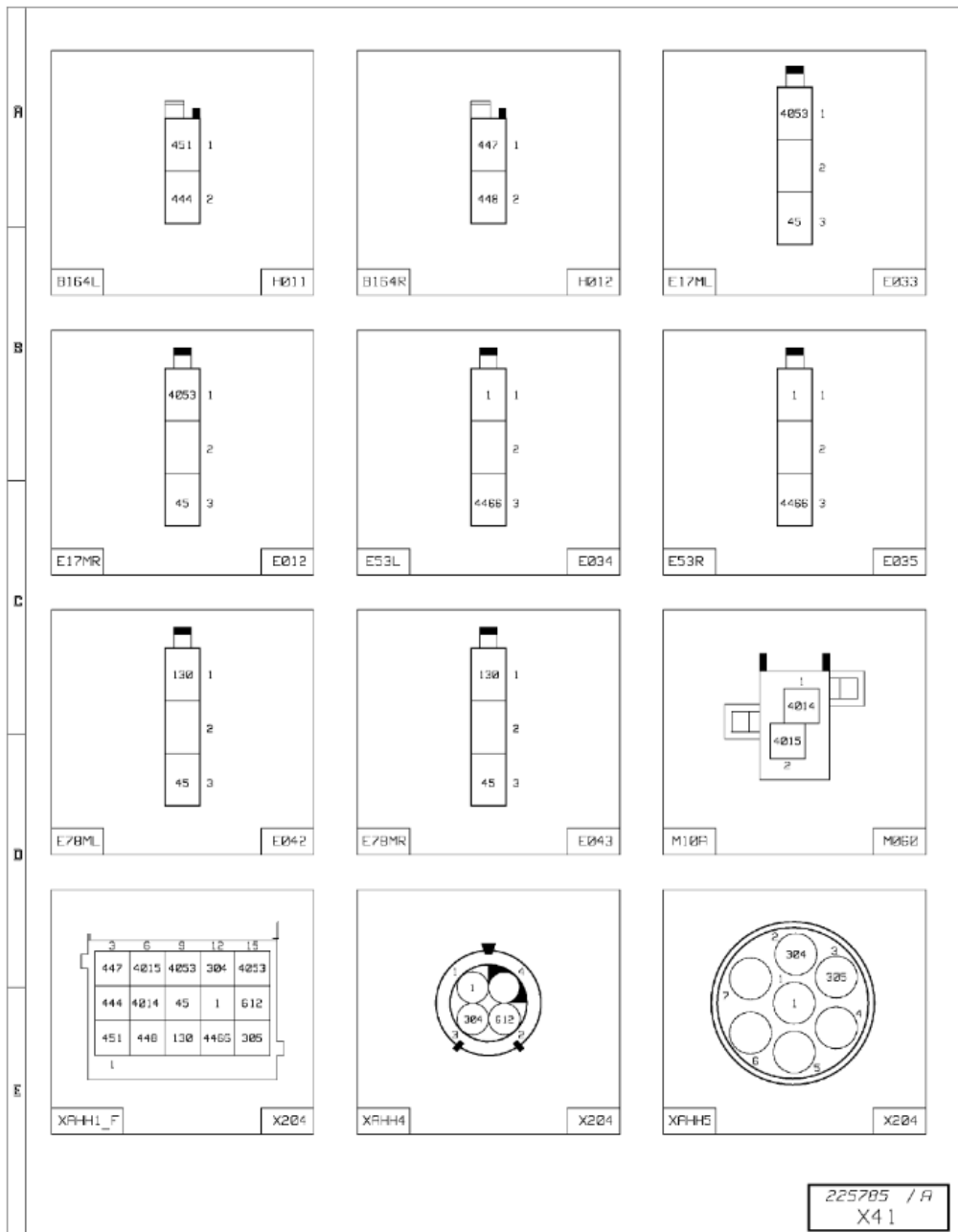
C

D

E

225785 / A  
X40

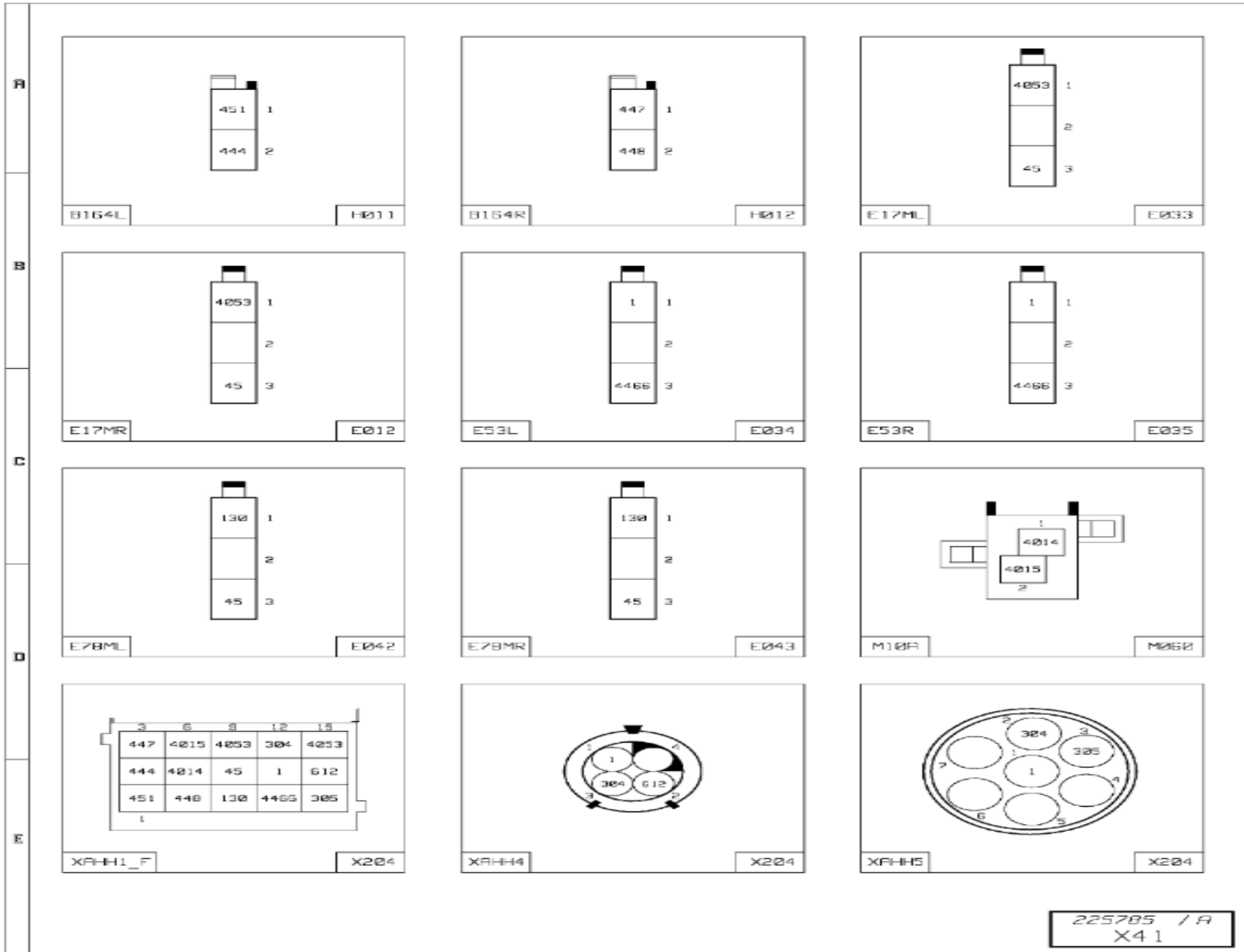
# Roof wiring harness



## Roof wiring harness

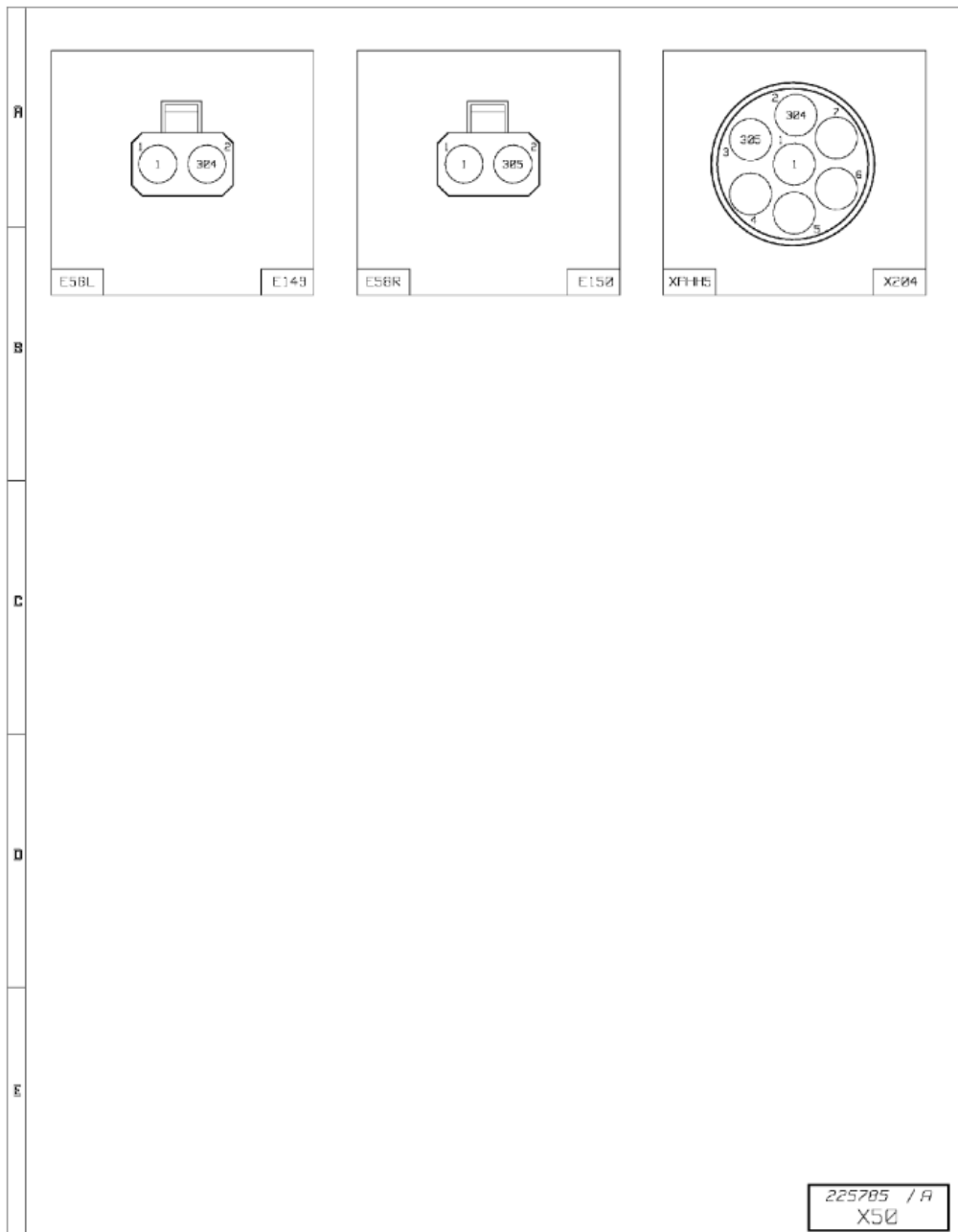
Code	Function	Connectors	Colour	Number of tracks
H011	LH front loudspeaker	B164L	W	2
H012	RH front loudspeaker	B164R	W	2
E033	LH upper overhead lighting (door)	E17ML	SB	3
E012	RH upper overhead lighting (door)	E17MR	SB	3
E034	LH overhead lighting (ambience)	E53L	SB	3
E035	RH overhead lighting (ambience)	E53R	SB	3
E042	Upper left-hand side overhead lamp lighting	E78ML	SB	3
E043	Upper right-hand side overhead lamp lighting	E78MR	SB	3
M060	Electric roof air vent motor	M10A	GR	2
X204	Link-up connector between 2 wiring harnesses	XAHH1_F	VO	15
X204	Link-up connector between 2 wiring harnesses	XAHH4	SB	4
X204	Link-up connector between 2 wiring harnesses	XAHH5	NL	7

## Roof wiring harness



225785 / A  
X4 1

# Anti-glare strip wiring harness



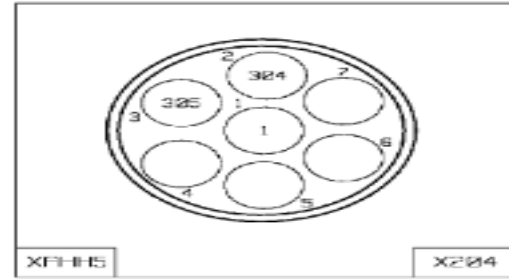
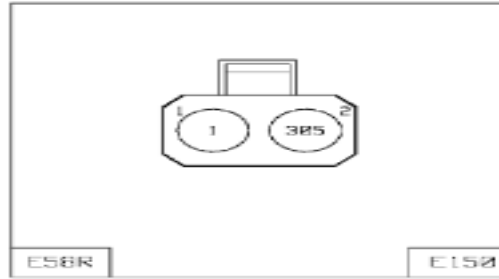
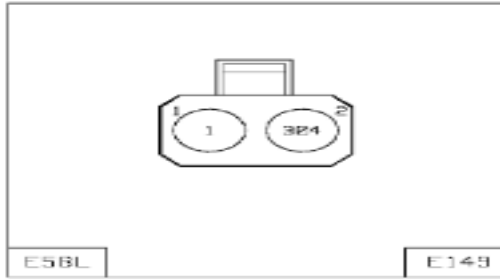


## Anti-glare strip wiring harness

Code	Function	Connectors	Colour	Number of tracks
E149	Anti-glare strip-mounted LH marker lights	E58L	SB	2
E150	Anti-glare strip-mounted RH marker lights	E58R	SB	2
X204	Link-up connector between 2 wiring harnesses	XAHH5	NL	7

## Anti-glare strip wiring harness

A



B

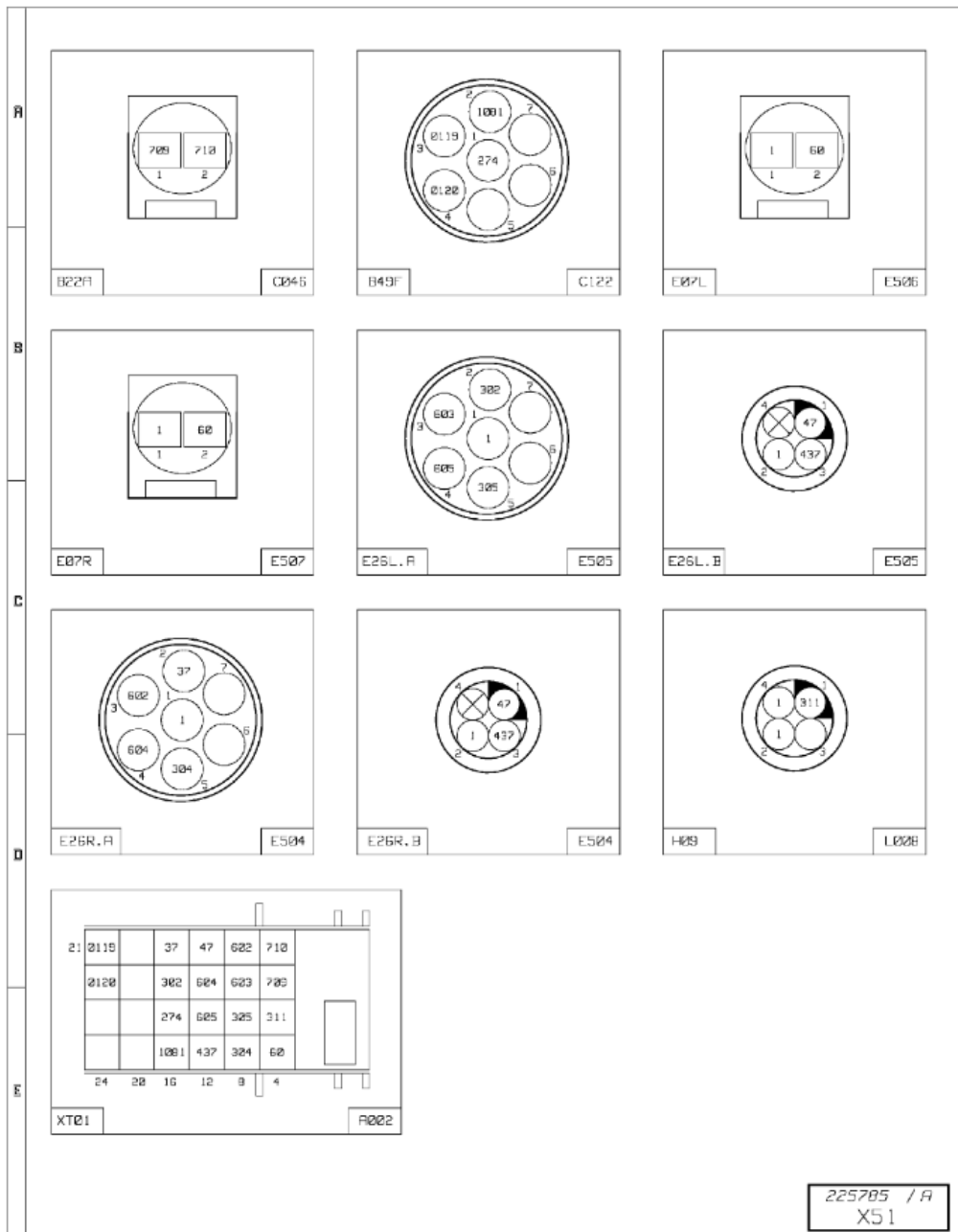
C

D

E

225785 / A  
X50

# Front end wiring harness



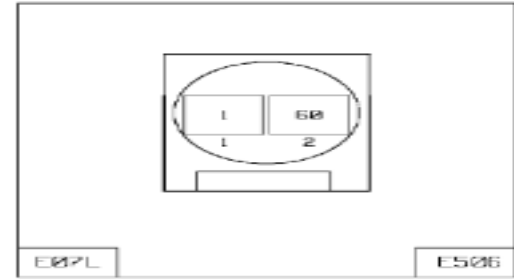
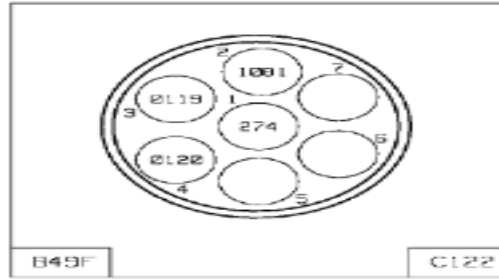
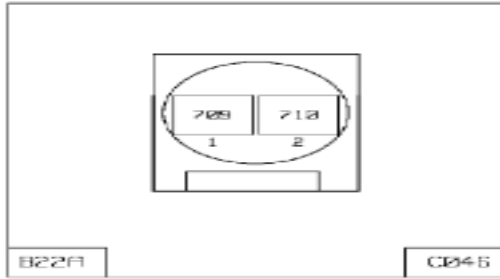
225785 / A  
X51

## Front end wiring harness

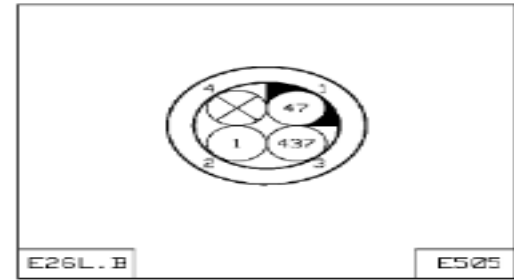
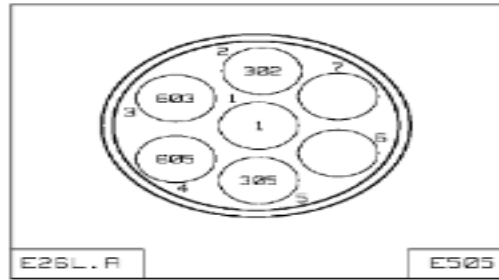
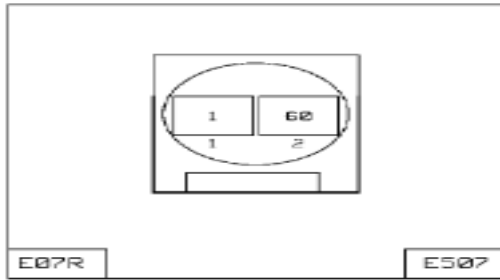
Code	Function	Connectors	Colour	Number of tracks
C046	External temperature sensor	B22A	SB	2
C122	Piloted axle lockover angle sensor	B49F	SB	7
E506	LH fog driving light	E07L	SB	2
E507	RH fog driving light	E07R	SB	2
E505	LH headlamp insert	E26L.A	SB	7
E505	LH headlamp insert	E26L.B	SB	3
E504	RH headlamp insert	E26R.A	SB	7
E504	RH headlamp insert	E26R.B	SB	3
L008	Electric horn	H09	SB	4
A002	Chassis-cab connection box	XT01	BL	24

## Front end wiring harness

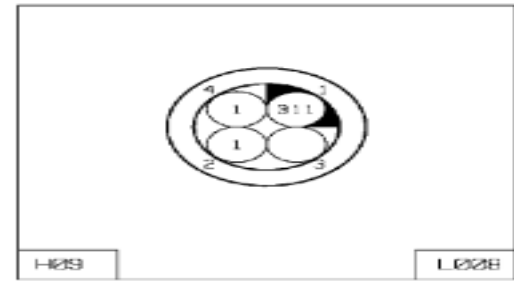
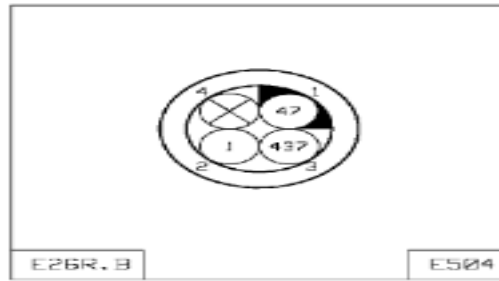
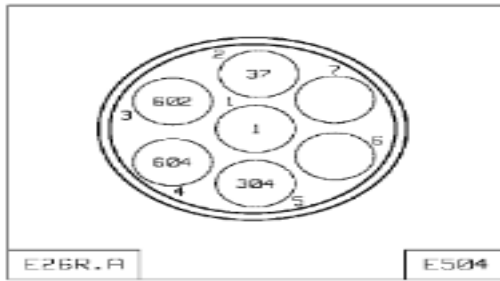
A



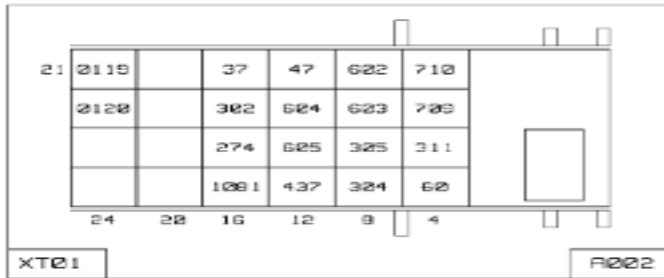
B



C



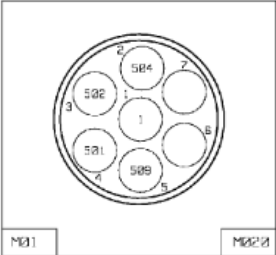
D



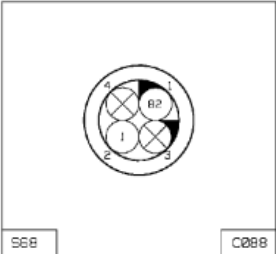
E

225705 / A  
X51

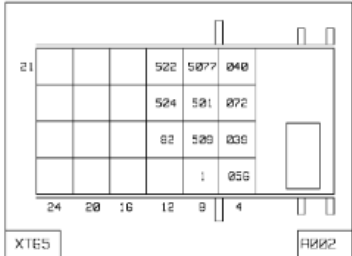
# Under-cab wiring harness



M01 M02



508 C088



X165 H002

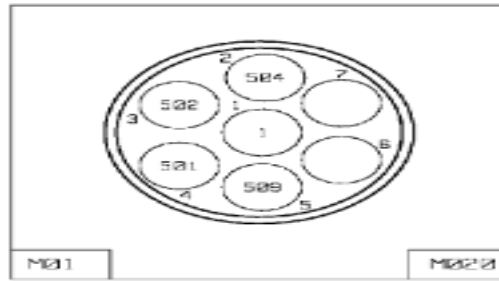
225785 / R  
X60

# Under-cab wiring harness

Code	Function	Connectors	Colour	Number of tracks
M020	Windscreen wipers drive motor	M01	SB	7
C088	Engine coolant level sensor	S68	GN	2
A002	Chassis-cab connection box	XT65	R	24

# Under-cab wiring harness

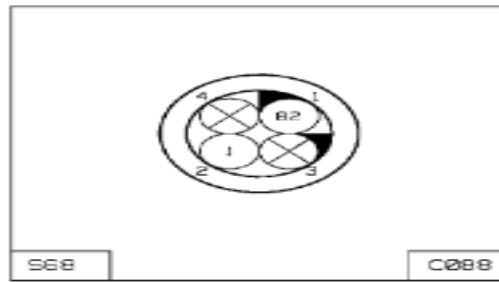
A



M01

M02'0

B



S08

C088

C

21				522	5077	040	
				524	501	072	
				82	509	036	
				1	056		
	24	20	16	12	9	4	

XT65

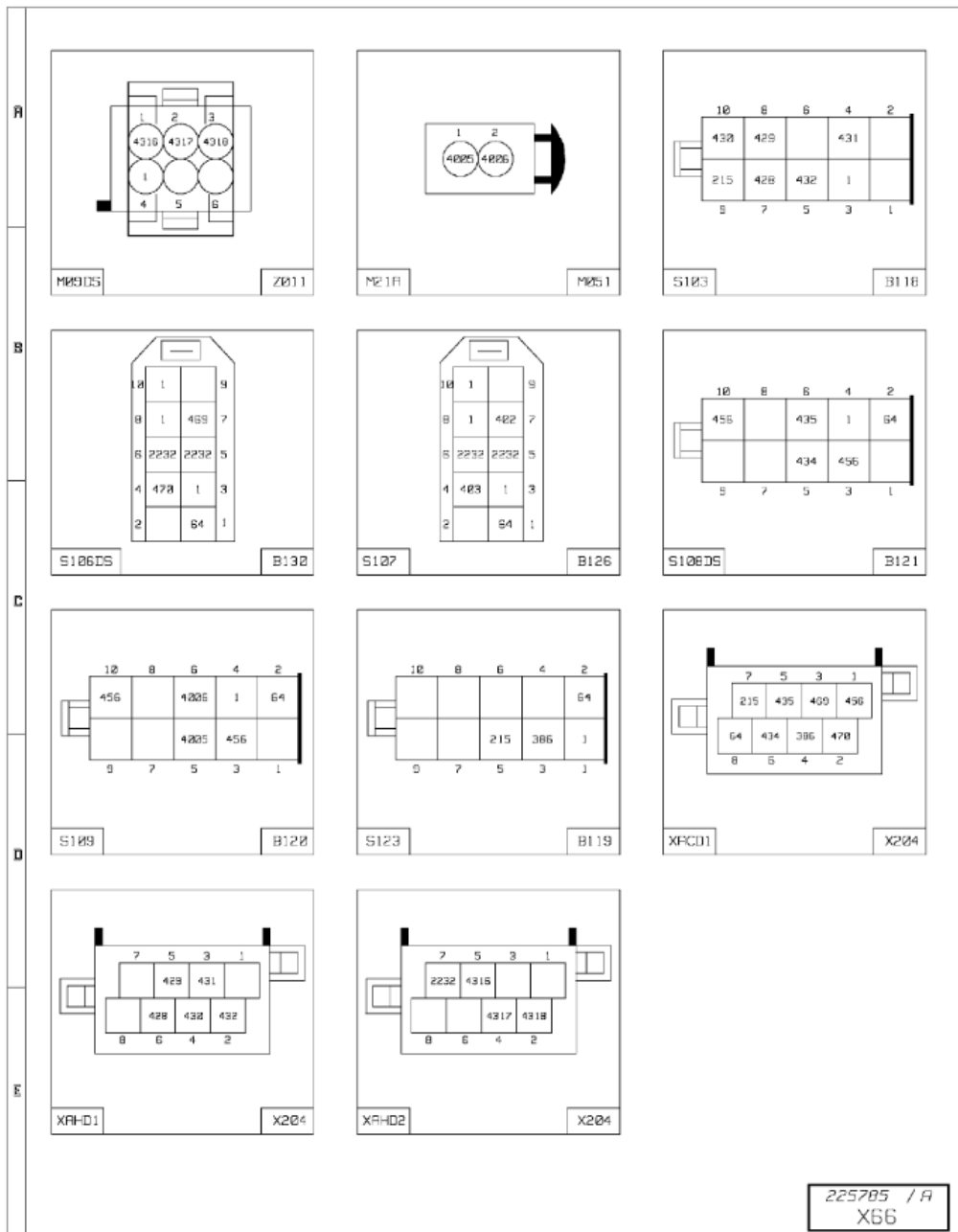
R002

E

225785 / A  
X60



# Driver's door wiring harness



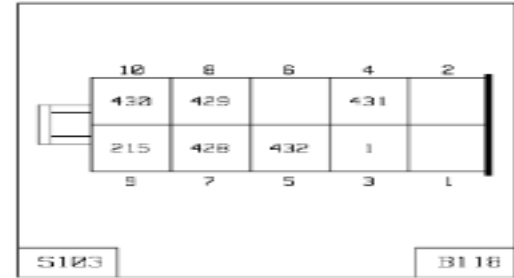
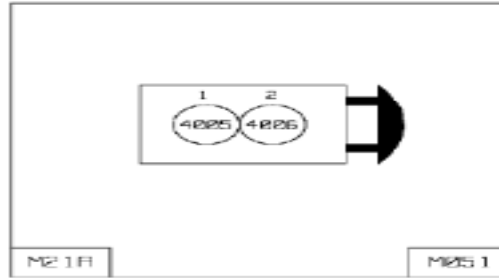
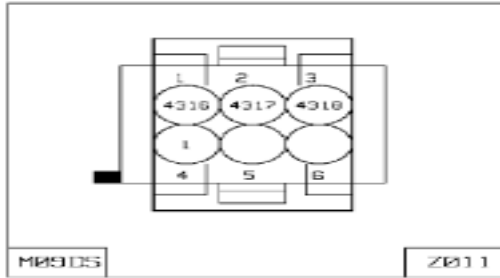
225785 / R  
X66

### Driver's door wiring harness

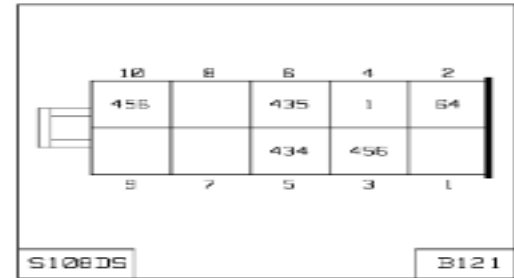
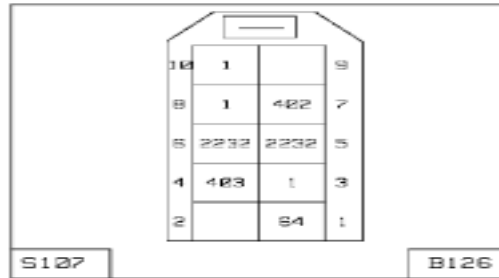
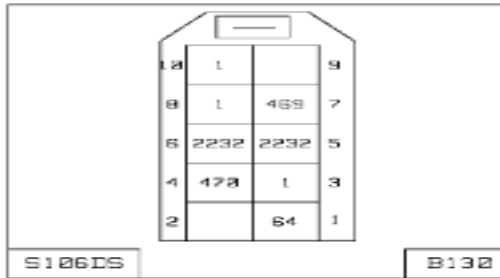
Code	Function	Connectors	Colour	Number of tracks
Z011	Driver's door locking striker unit	M09DS	SB	6
M051	Driver's sun visor motor	M21A	SB	2
B118	Swivelling rearview mirrors and alarm siren adjustment control	S103	SB	10
B130	Front passenger window winder motor control (driver side)	S106DS	SB	10
B126	Driver's window winder motor control (driver side)	S107	SB	10
B121	Passenger's electric curtain motor control (driver side)	S108DS	SB	10
B120	Passenger's electric curtain motor control (passenger side)	S109	SB	10
B119	Rearview mirrors and windscreen defrosting control	S123	SB	10
X204	Link-up connector between 2 wiring harnesses	XACD1	GR	8
X204	Link-up connector between 2 wiring harnesses	XAHD1	W	8
X204	Link-up connector between 2 wiring harnesses	XAHD2	Y	8

### Driver's door wiring harness

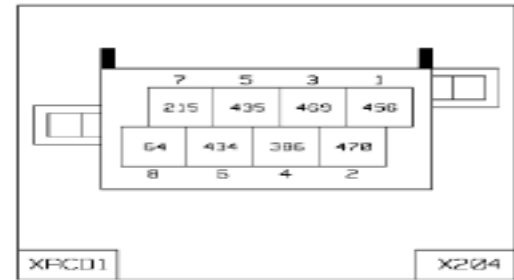
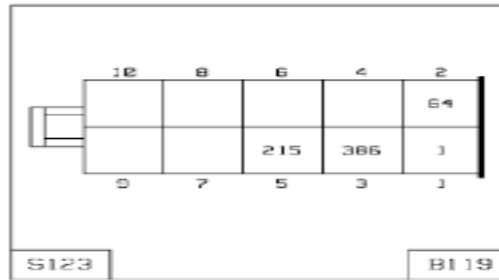
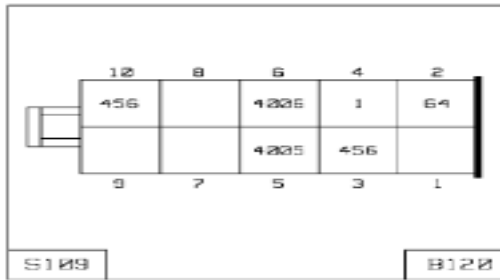
A



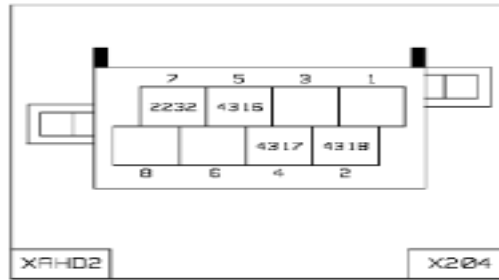
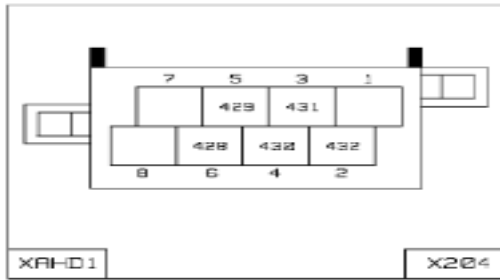
B



C




D



E

225705 / A  
X66

# Passenger's door wiring harness

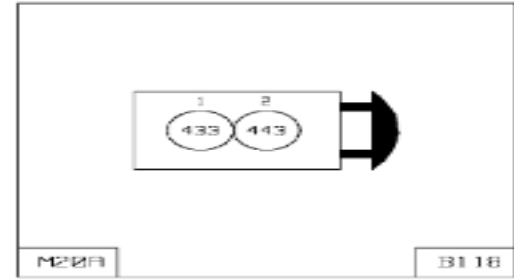
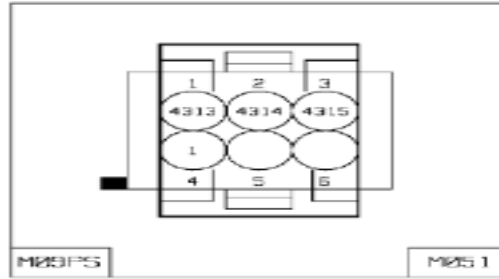
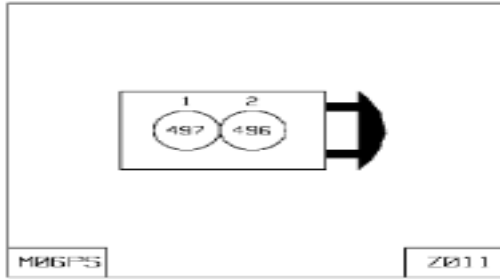


# Passenger's door wiring harness

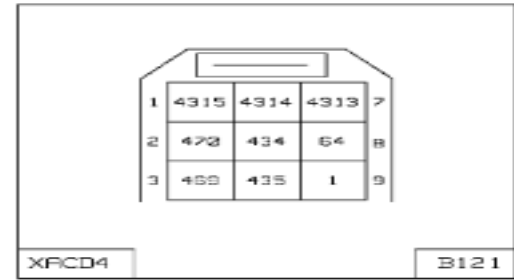
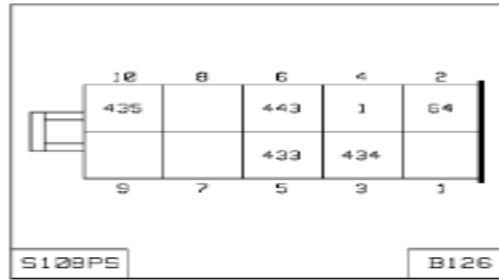
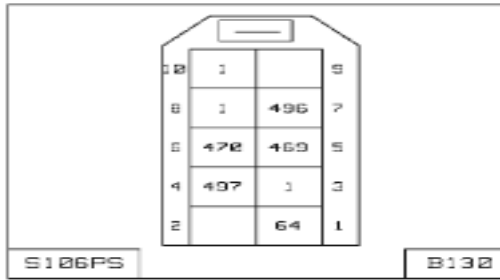
Code	Function	Connectors	Colour	Number of tracks
Z011	Driver's door locking striker unit	M06PS	SB	2
M051	Driver's sun visor motor	M09PS	SB	6
B118	Swivelling rearview mirrors and alarm siren adjustment control	M20A	SB	2
B130	Front passenger window winder motor control (driver side)	S106PS	SB	10
B126	Driver's window winder motor control (driver side)	S108PS	SB	10
B121	Passenger's electric curtain motor control (driver side)	XACD4	NL	9

# Passenger's door wiring harness

A



B



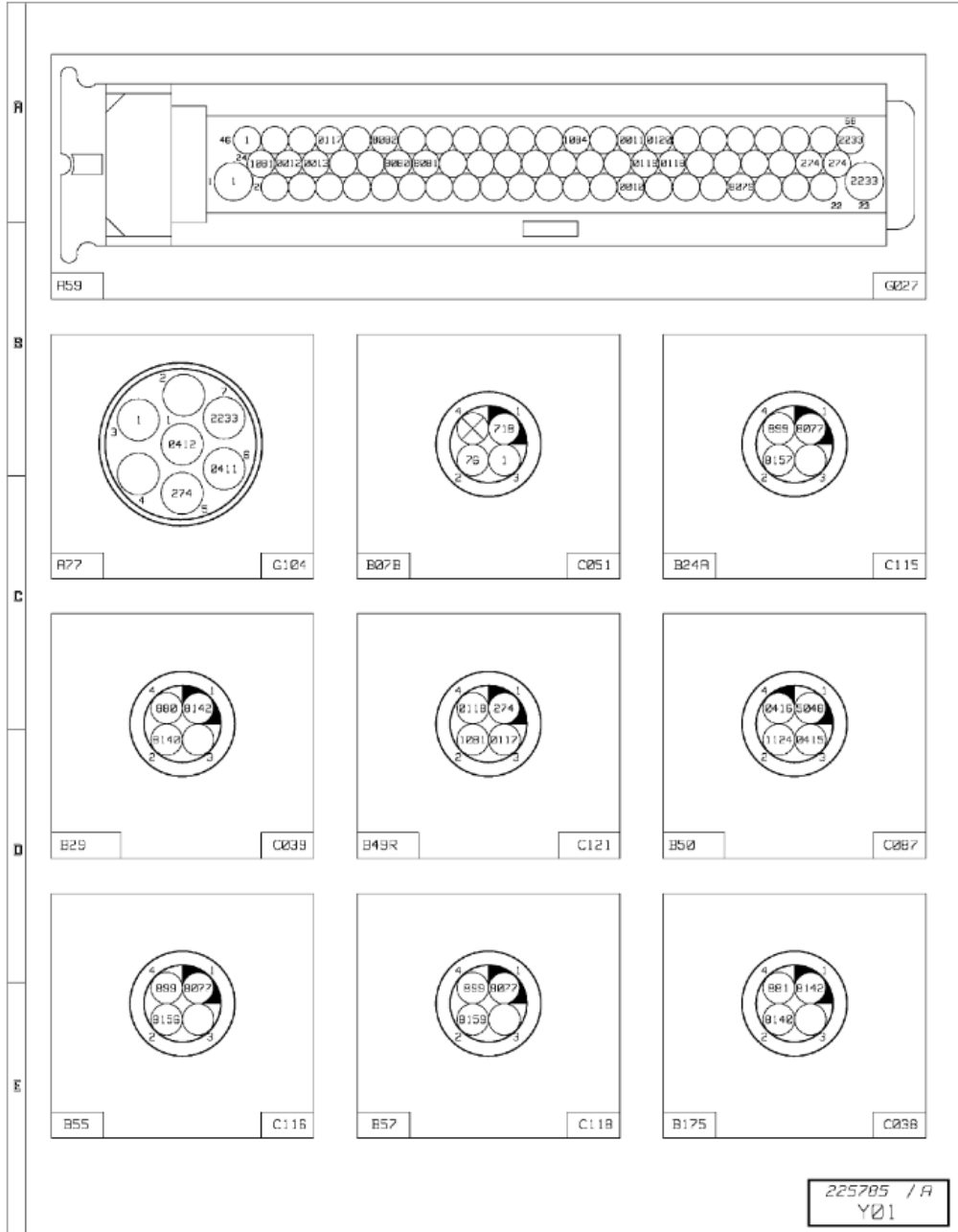
C

D

E

225785 / A  
X67

# Chassis main wiring harness (1/4)



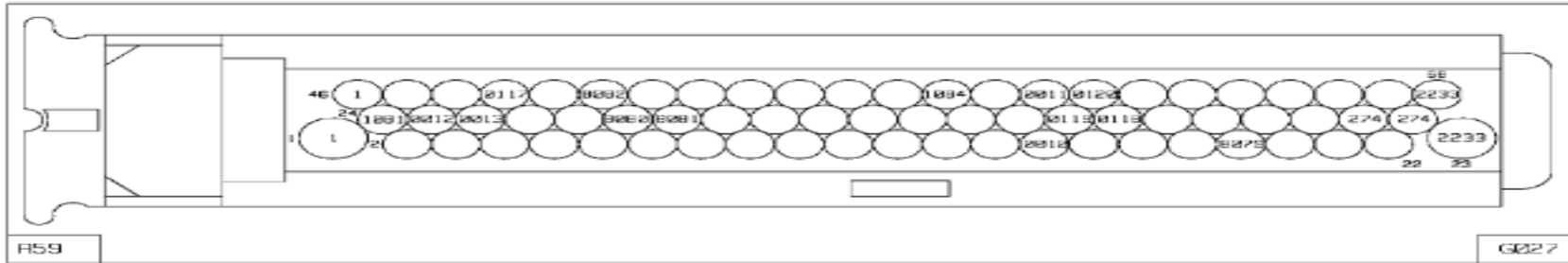
### Chassis main wiring harness (1/4)

Code	Function	Connectors	Colour	Number of tracks
G027	Piloted axle ECU	A59	SB	68
G104	Tyre pressures monitoring ECU	A77	SB	7
C051	Fuel level sensor	B07B	SB	3
C115	Lift-up air spring pressure sensor	B24A	SB	4
C039	Drive axle suspension LH position sensor	B29	SB	4
C121	Piloted axle lockover angle sensor	B49R	SB	4
C087	Chassis lateral acceleration sensor	B50	GR	4
C116	Middle axle suspension air pressure sensor	B55	SB	4
C118	Drive axle suspension LH pressure sensor	B57	SB	4
C038	Drive axle suspension RH position sensor	B175	SB	4

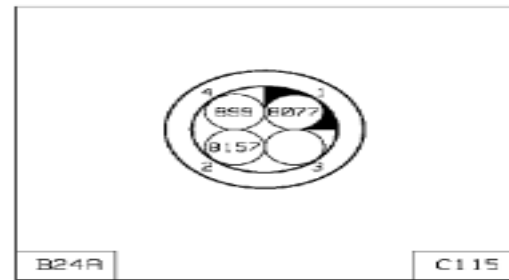
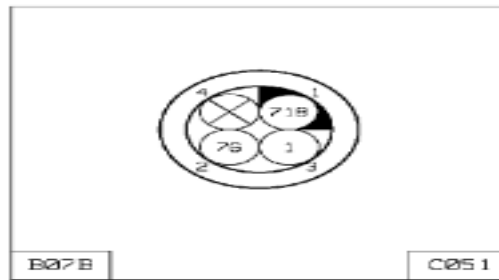
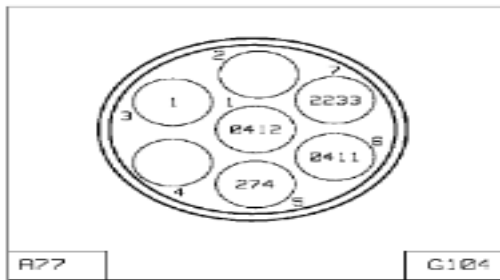
### Chassis main wiring harness (1/4)



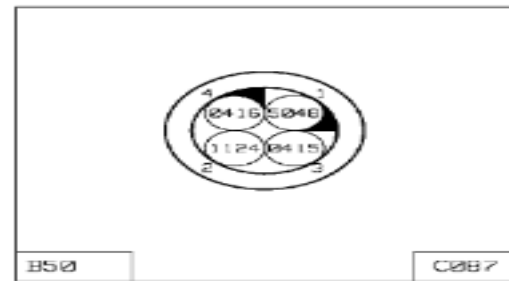
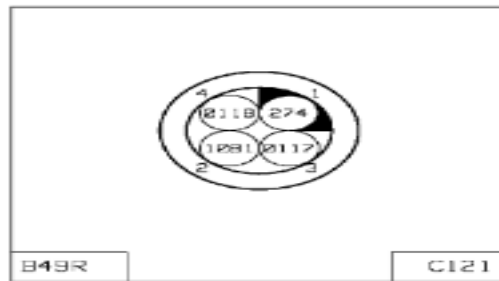
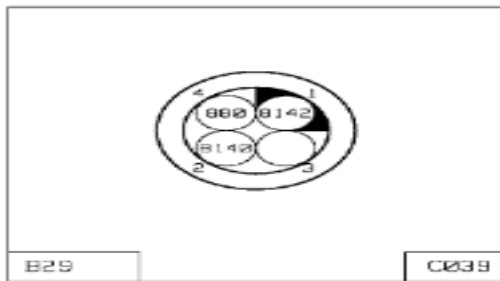
R



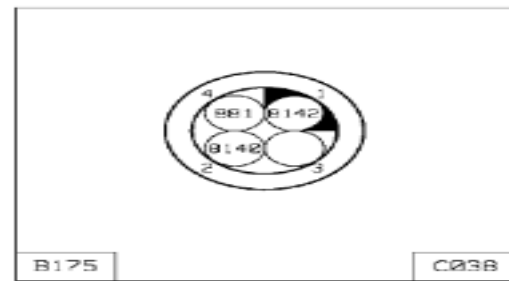
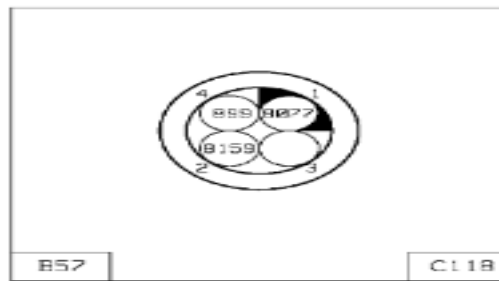
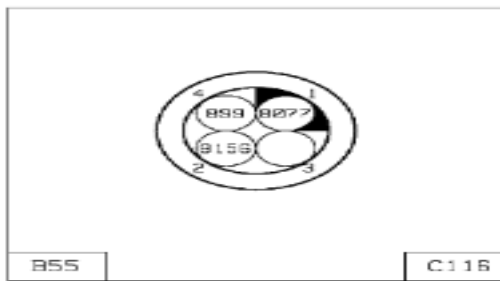
B



C




D



E

225785 / A  
Y01

# Chassis main wiring harness (2/4)



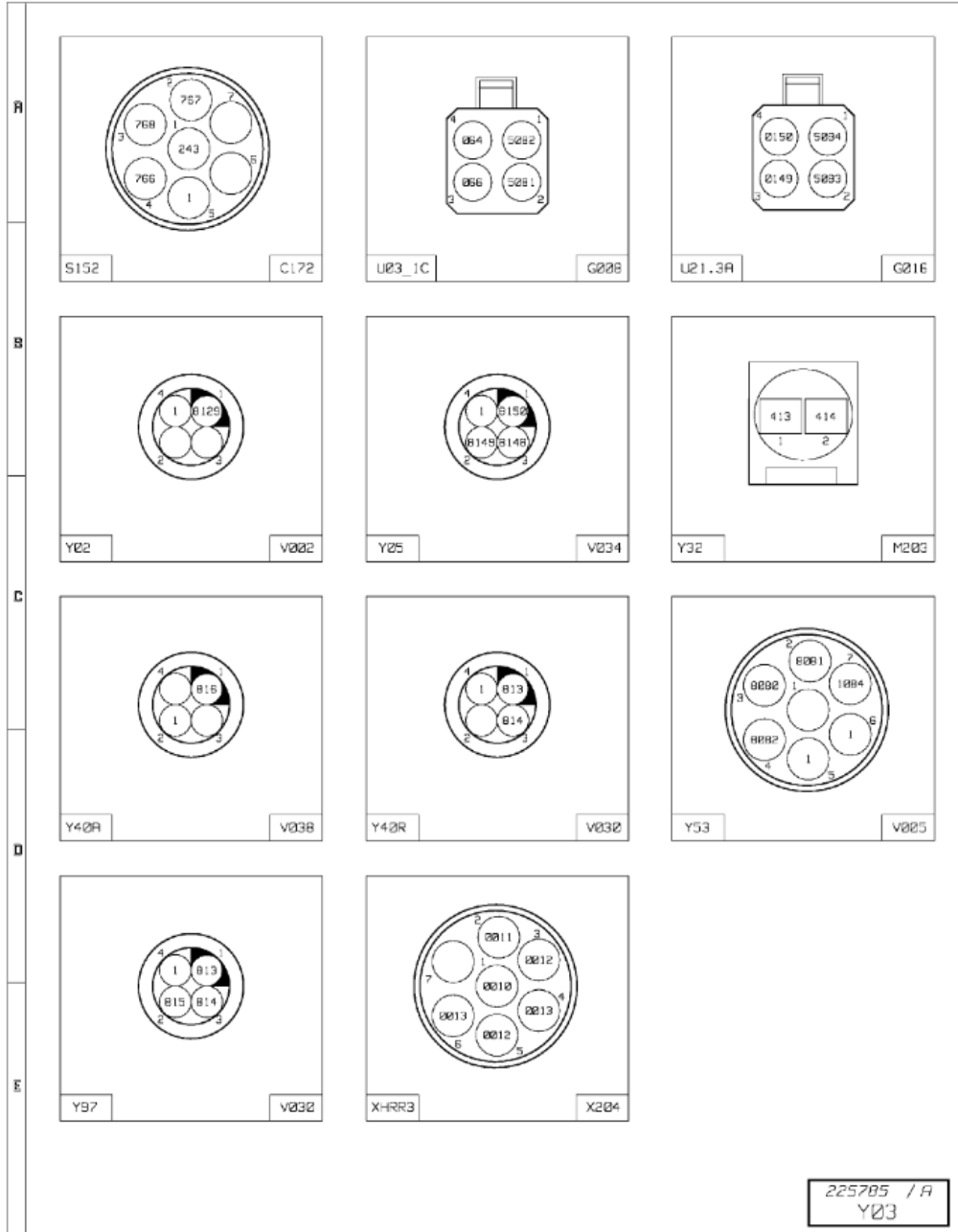
### Chassis main wiring harness (2/4)

Code	Function	Connectors	Colour	Number of tracks
C119	Drive axle suspension RH pressure sensor	B177	SB	4
E133	LH clearance lights N° 1	E11LC	SB	2
E134	LH clearance lights N° 2	E11LF	SB	2
E128	LH clearance lights N° 3	E11LR	SB	2
E129	LH clearance lights N° 4	E11LW	SB	2
E122	RH clearance light N° 1	E11RC	SB	2
E123	RH clearance light N° 2	E11RF	SB	2
E131	RH clearance lights N° 3	E11RR	SB	2
E132	RH clearance lights N° 4	E11RW	SB	2
E135	LH tail lights unit	E27L	SB	7
E136	RH tail lights unit	E27R	SB	7
C030	Rear inter-axle diff lock engaged sensor	S45	SB	2

### Chassis main wiring harness (2/4)

A	<p>B177 C119</p>	<p>E11LC E133</p>	<p>E11LF E134</p>
B	<p>E11LR E128</p>	<p>E11LW E129</p>	<p>E11RC E122</p>
C	<p>E11RF E123</p>	<p>E11RR E131</p>	<p>E11RW E132</p>
D	<p>E27L E135</p>	<p>E27R E136</p>	<p>S45 C030</p>
E	<div style="border: 1px solid black; padding: 5px; display: inline-block;">         225785 / A          Y02       </div>		

# Chassis main wiring harness (3/4)

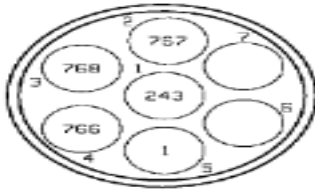


### Chassis main wiring harness (3/4)

Code	Function	Connectors	Colour	Number of tracks
C172	Fifth wheel position sensors	S152	SB	7
G008	Drive axle braking assistance modulator unit	U03_1C	SB	4
G016	Second rear axle braking assistance modulator unit	U21.3A	SB	4
V002	Rear wheels diff lock electrovalve	Y02	SB	4
V034	Rear axle suspension control solenoid valve unit	Y05	SB	4
M203	Add-on heater fuel pump motor	Y32	SB	2
V038	Front suspension electrovalve	Y40A	SB	4
V030	Drive axle suspension control solenoid valve unit	Y40R	SB	4
V005	Axle piloting solenoid valve unit	Y53	SB	7
V030	Drive axle suspension control solenoid valve unit	Y97	SB	4
X204	Link-up connector between 2 wiring harnesses	XHRR3	SB	7

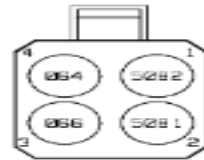
### Chassis main wiring harness (3/4)

A



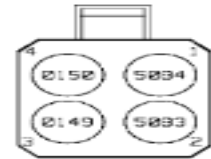
S152

C172



U03\_1C

G008



U21.3A

G016

B



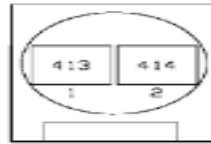
Y02

V002



Y05

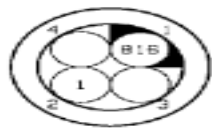
V034



Y32

M203

C



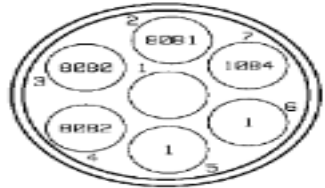
Y40A

V038



Y40R

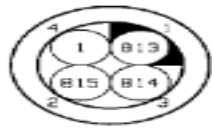
V030



Y53

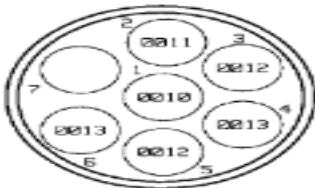
V005

D



Y97

V032




X-HRR3

X204

E

225785 / A  
Y03

# Chassis main wiring harness (4/4)





### Chassis main wiring harness (4/4)

Code	Function	Connectors	Colour	Number of tracks
A002	Chassis-cab connection box	XT12	SB	24
A002	Chassis-cab connection box	XT13	NL	15
A002	Chassis-cab connection box	XT15	GR	24
A002	Chassis-cab connection box	XT16	SB	2
A002	Chassis-cab connection box	XT53	BL	24
A002	Chassis-cab connection box	XT55	NL	24

### Chassis main wiring harness (4/4)

A

21	767	1	414		635	38	
	768	87	718	413	387	381	
	766		1		688	384	
	243	1	8128	76	3	385	
		24	28	16	12	8	4

XT12 R002

1	0411	274	2233				13
2	0412	1	1				14
3							15

XT13 R002

C

21			628	352	38	8045	
			632		39	8046	
			634	3	387	618	
			626	211	2483		
		24	28	16	12	8	4

XT15 R002

1			522				
2							

XT16 R002

D

21	8875	1	8119	8149	8415	8148	
	1881		8128	8158	8416	8149	
	8877	274	2233	5883	1124	8158	
	899	1	8157	5884	5848	8156	
		24	28	16	12	8	4

XT53 R002

21	864		816	888	881	1	
	865			8158	8148	813	
	5881	1		8168	8142	814	
	5882			8877	888	815	
		24	28	16	12	8	4

XT55 R002

E

225785 / A  
Y04

# Cab / engine link-up wiring harness

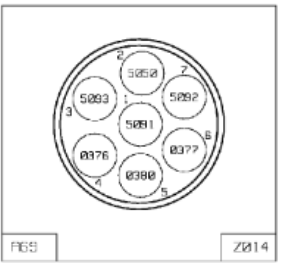
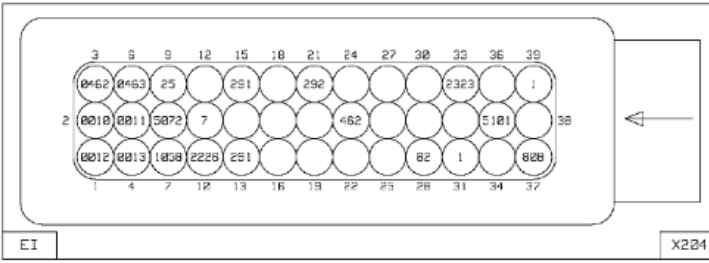
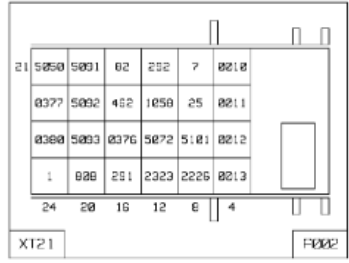


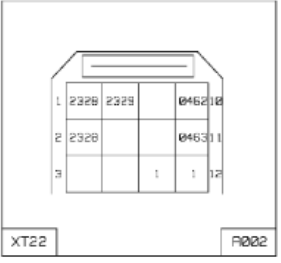
FIG5 Z014



EI X204



X121 F002



XT22 F002

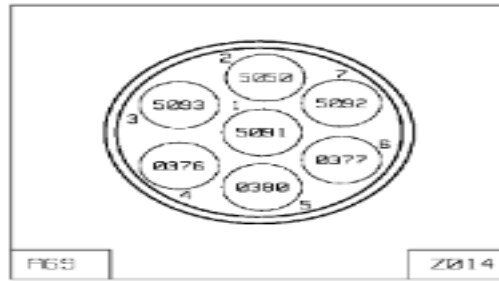
225785 / R  
Y20

### Cab / engine link-up wiring harness

Code	Function	Connectors	Colour	Number of tracks
Z014	Trailer brake control EBS modulator unit	A69	SB	7
X204	Link-up connector between 2 wiring harnesses	EI	GR	39
A002	Chassis-cab connection box	XT21	NL	24
A002	Chassis-cab connection box	XT22	BL	12

### Cab / engine link-up wiring harness

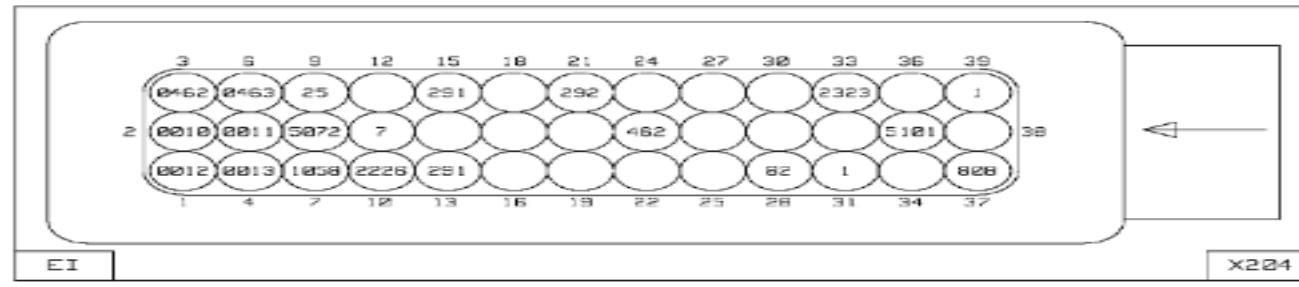
A



F69

Z014

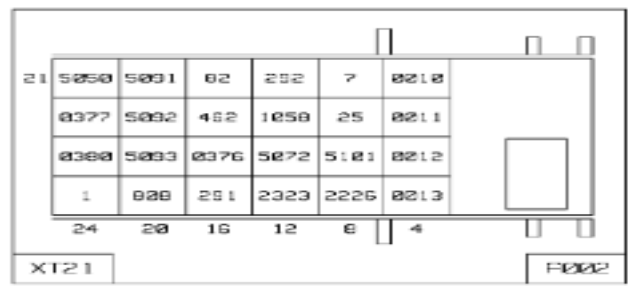
B



EI

X204

C



XT21

F002

D



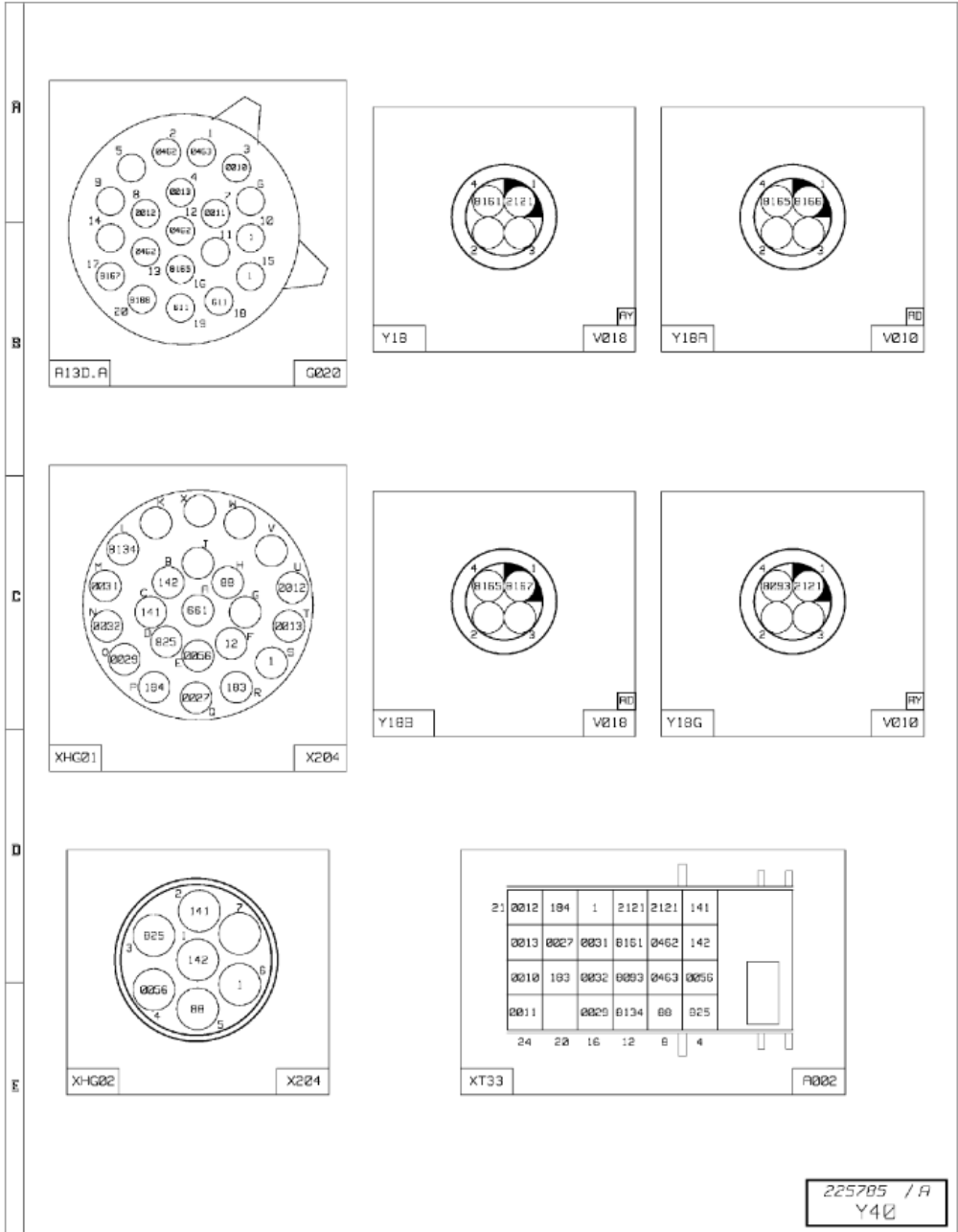
XT22

F002

E

225705 / A  
Y20

# Gearbox wiring harness (1/2)



## Gearbox wiring harness (1/2)

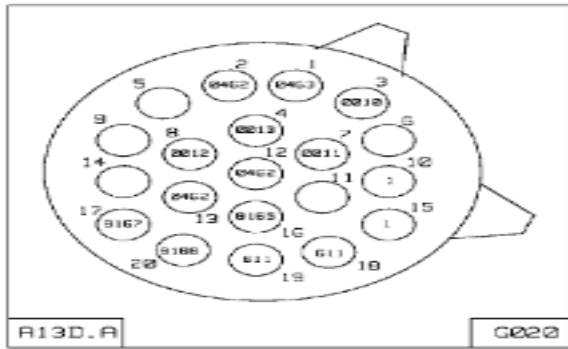
Code	Function	Connectors	Colour	Number of tracks
G020	Automatic transmission ECU	A13D.A	SB	20
V018	PTO engagement electrovalve N° 2	Y18	SB	4
V010	PTO engagement electrovalve N° 1	Y18A	SB	4
V018	PTO engagement electrovalve N° 2	Y18B	SB	4
V010	PTO engagement electrovalve N° 1	Y18G	SB	4
X204	Link-up connector between 2 wiring harnesses	XGH01	SB	23
X204	Link-up connector between 2 wiring harnesses	XHG02	SB	7
A002	Chassis-cab connection box	XT33	Y	24

**AD:** with automatic gearbox

**AY:** with manual gearbox

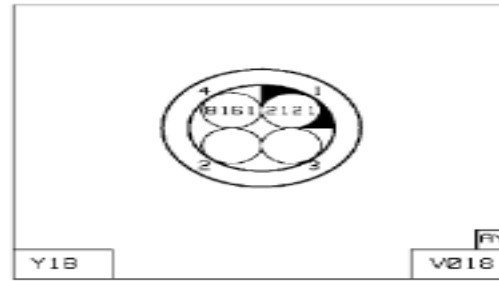
## Gearbox wiring harness (1/2)

A



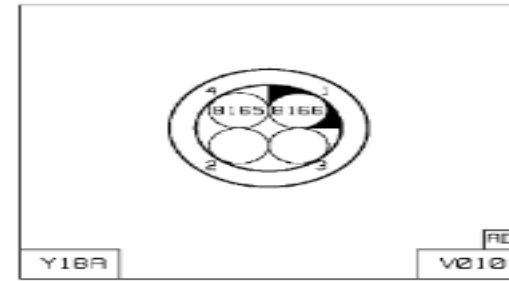
R13D.A

G020



Y18

V018  
RY

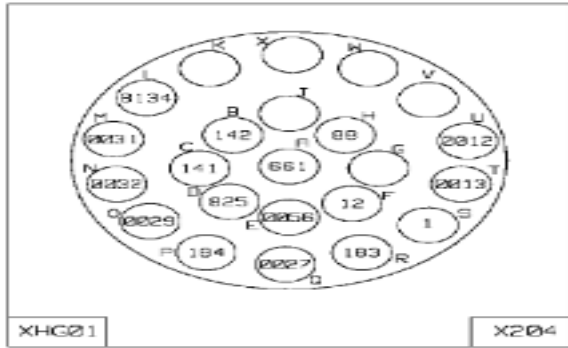


Y18A

V018  
RD

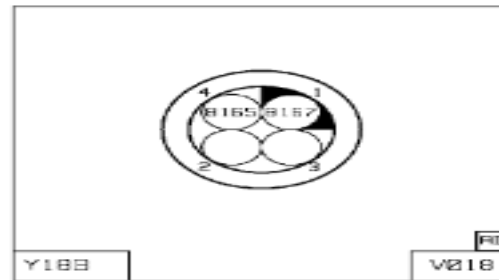
B

C



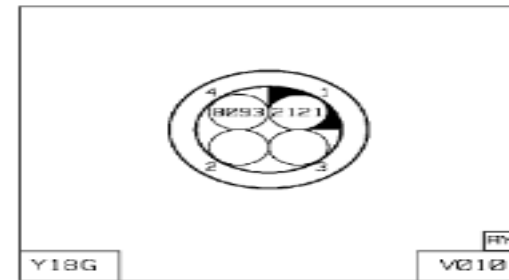
XHC01

X204



Y18B

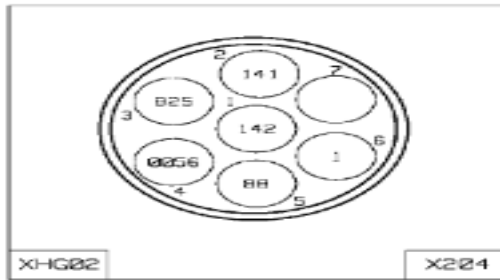
V018  
RD



Y18G

V018  
RY

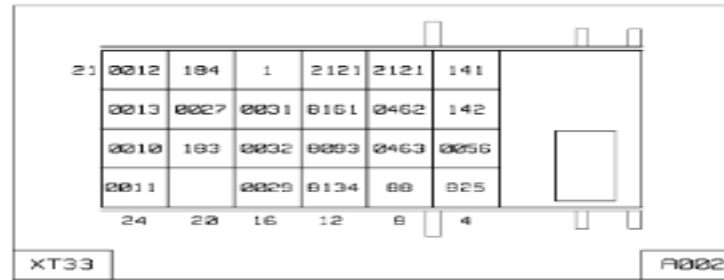
D



XHG02

X204

E



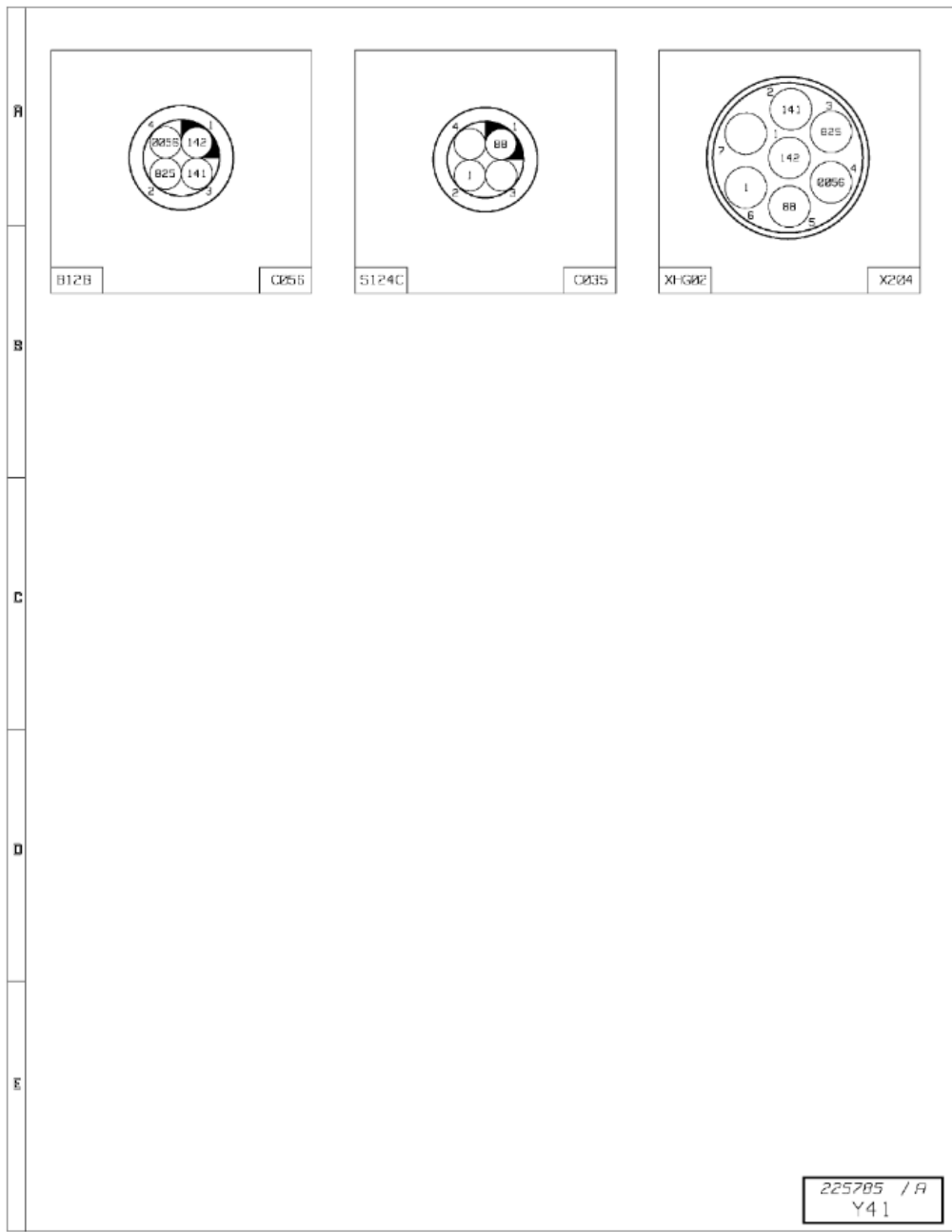
XT33

R002

225705 / A  
Y40



# Gearbox wiring harness (2/2)

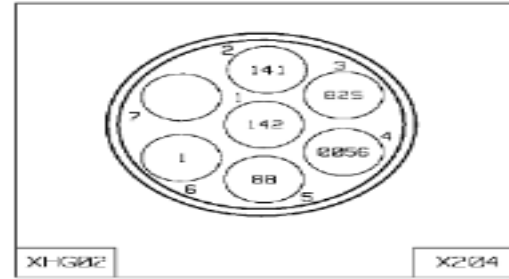
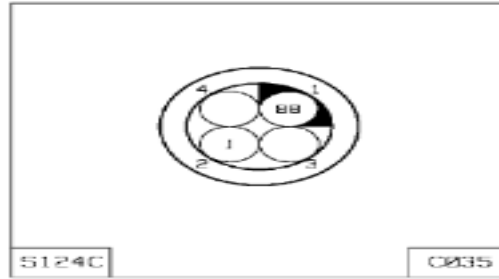
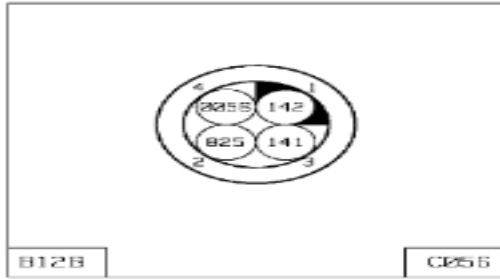


## Gearbox wiring harness (2/2)

Code	Function	Connectors	Colour	Number of tracks
C056	Tachograph speed sensor	B12B	SB	4
C035	PTO 1 engaged position information sensor	S124C	SB	4
X204	Link-up connector between 2 wiring harnesses	XHG02	SB	7

## Gearbox wiring harness (2/2)

A



B

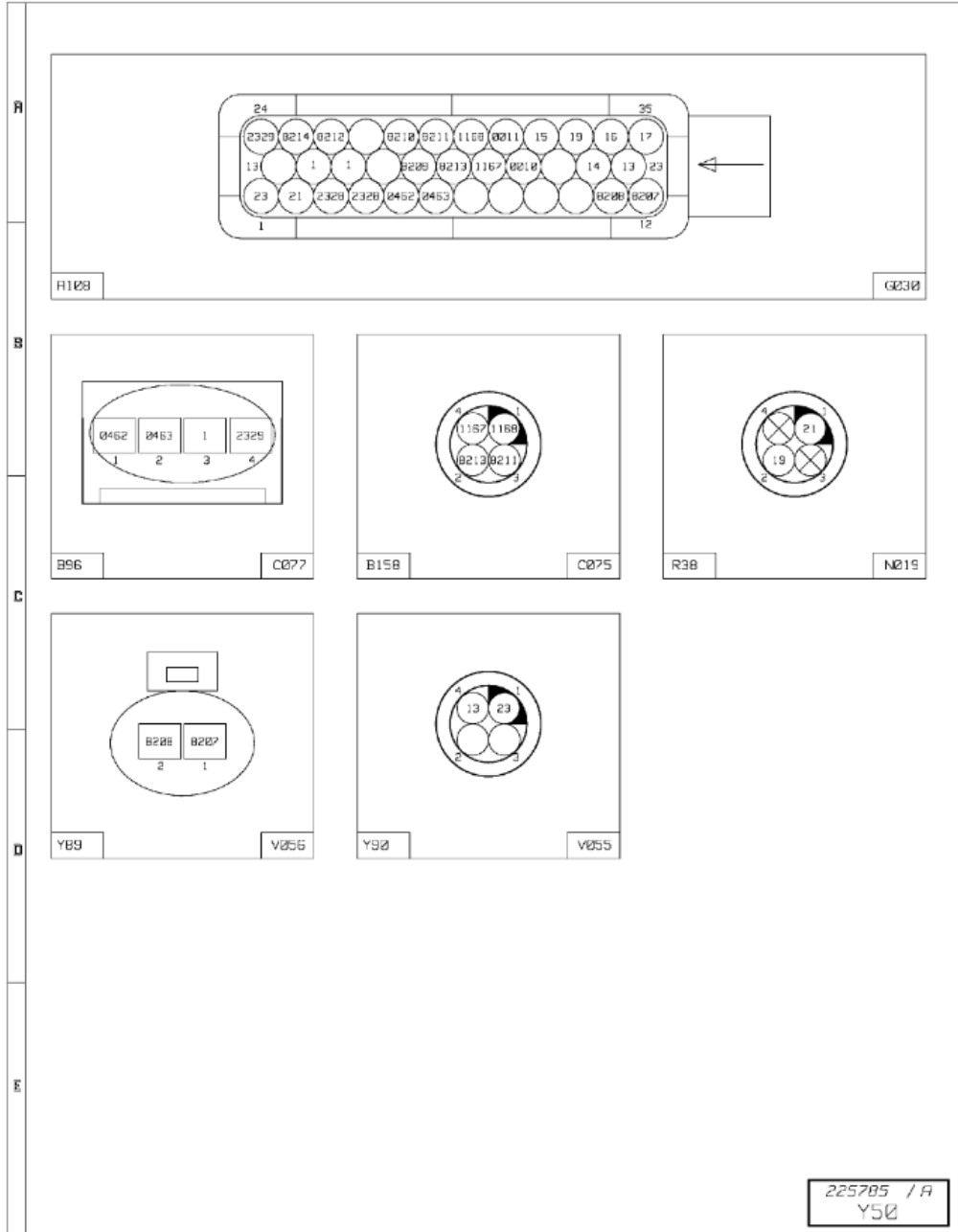
C

D

E

225785 / A  
Y41

# AdBlue wiring harness

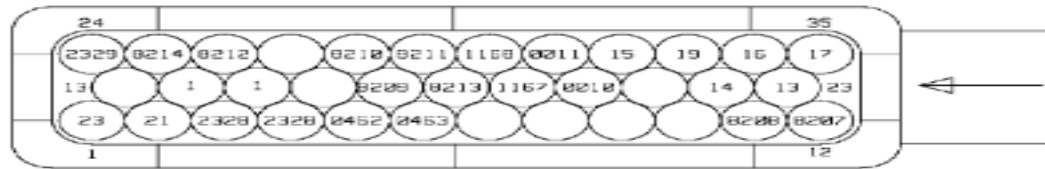


# AdBlue wiring harness

Code	Function	Connectors	Colour	Number of tracks
G030	AdBlue supply management pump module	A108	SB	35
C077	Nitrogen oxides gases concentration sensor	B96	SB	4
C075	AdBlue tank temperature and level sensors	B158	SB	4
N019	AdBlue heating resistor (in filter on pump)	R38	SB	4
V056	AdBlue supply metering solenoid valve	Y89	SB	2
V055	Engine water circuit by-pass solenoid valve	Y90	SB	4

# AdBlue wiring harness

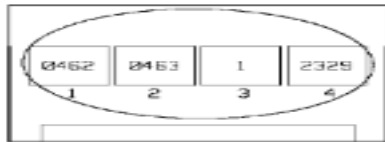
A



R108

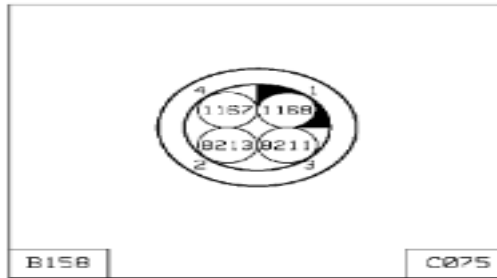
G030

B



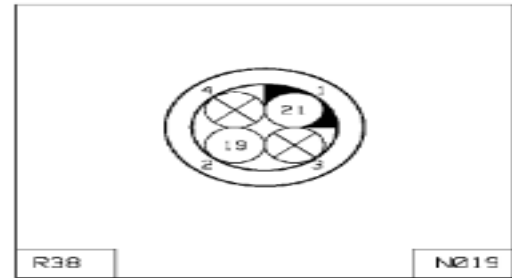
B96

C077



B158

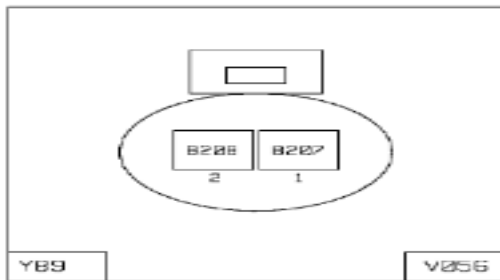
C075



R38

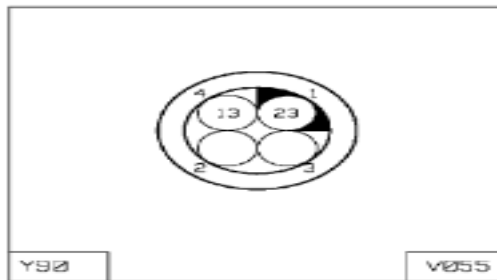
N019

C



Y89

V056



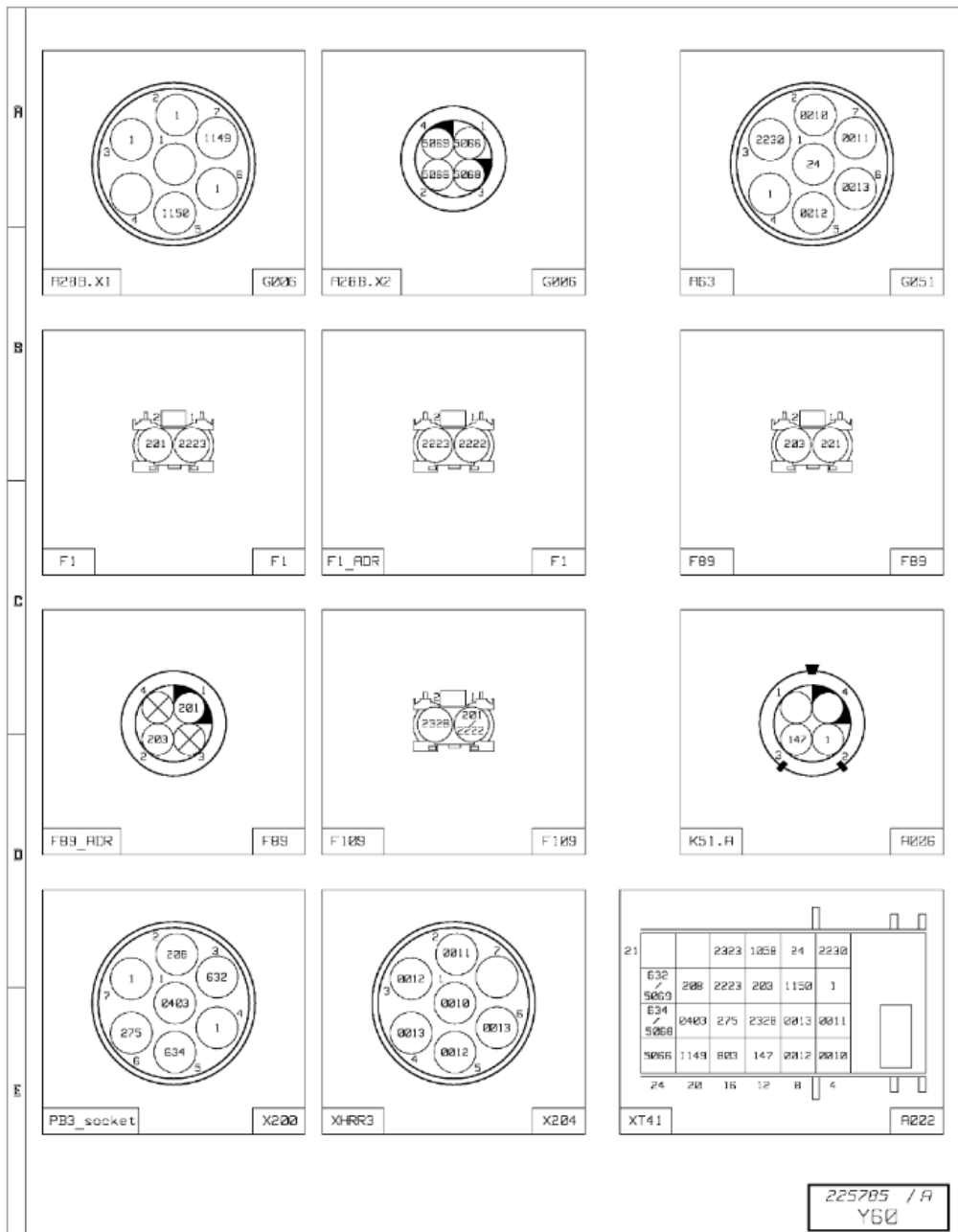
Y90

V055

E

225785 / A  
Y50

# Cab / battery tray link-up wiring harness



225785 / A  
Y60

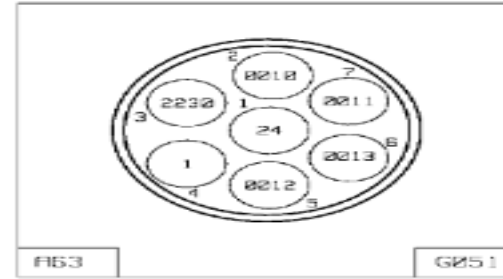
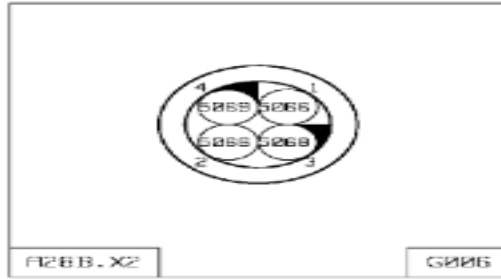
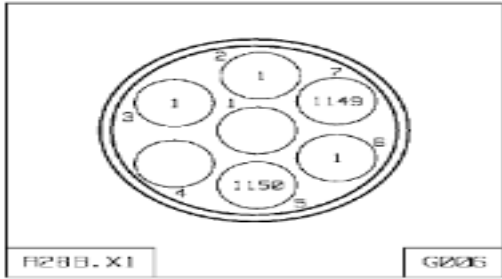
### Cab / battery tray link-up wiring harness

Code	Function	Connectors	Colour	Number of tracks
G006	Vehicle power supply management ECU (ADR)	A28B.X1	SB	7
G006	Vehicle power supply management ECU (ADR)	A28B.X2	BL	4
G051	Air production management ECU	A63	SB	7
F1	Fuse	F1	-	2
F1	Fuse	F1_ADR	-	2
F89	Fuse	F89	-	2
F89	Fuse	F89_ADR	-	2
F109	Fuse	F109	-	2
A006	Electrically controlled master switch	K51.A	SB	4
X200	Available power supplies connector	PB3_socket	SB	7
X204	Link-up connector between 2 wiring harnesses	XHRR3	SB	7
A002	Chassis-cab connection box	XT41	Y	24

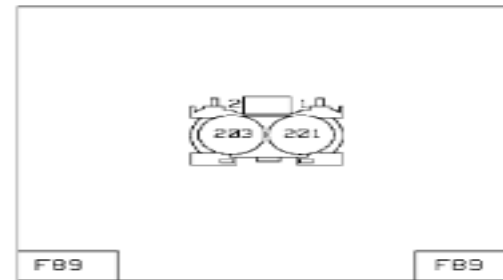
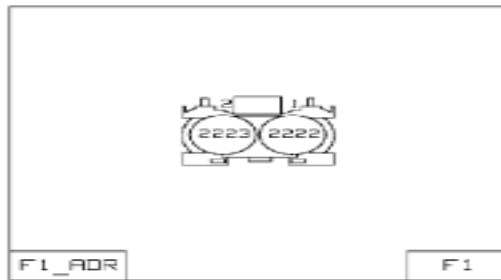
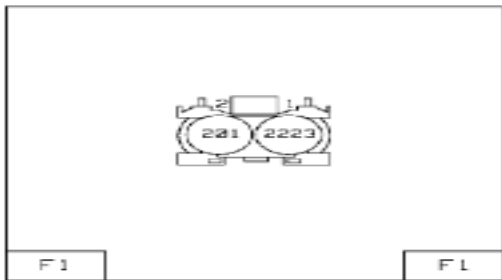
### Cab / battery tray link-up wiring harness



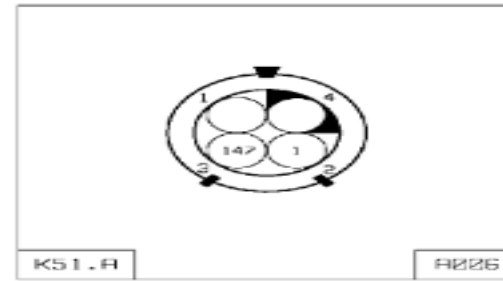
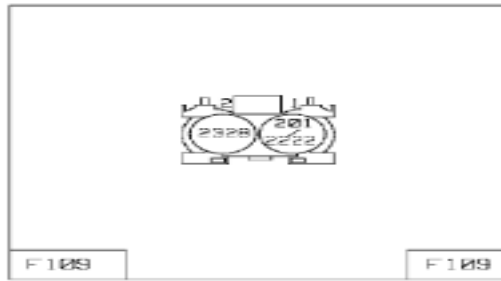
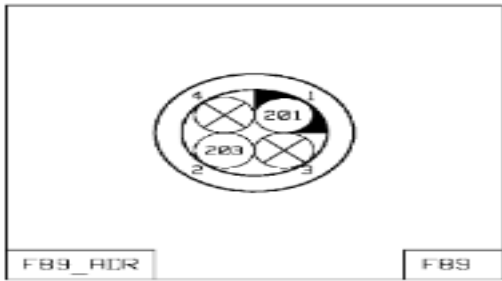
A



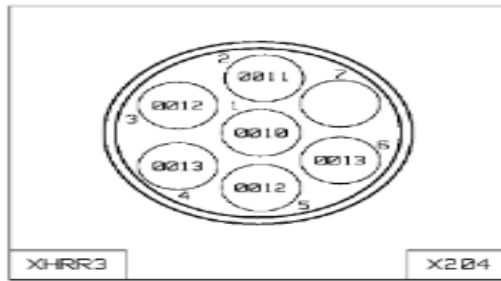
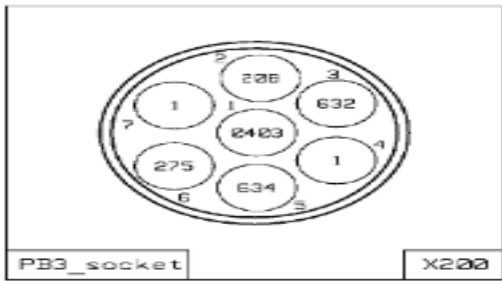
B



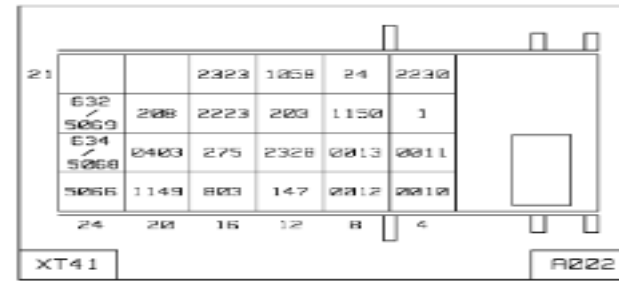
C



D




E



225785 / A  
Y60

# Front chassis wiring harness (1/2)

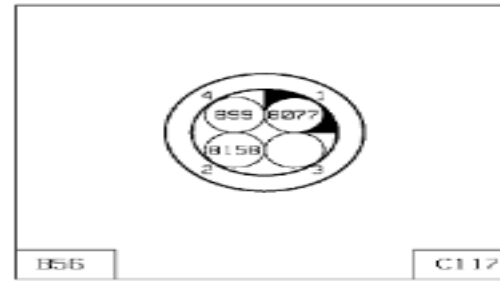
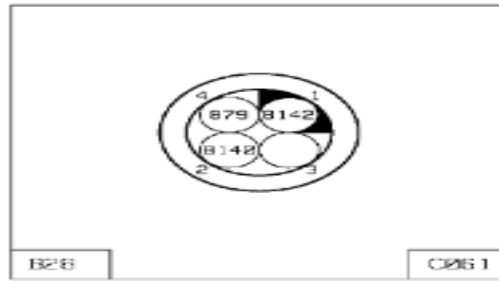
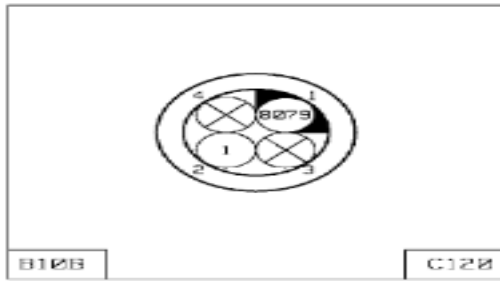


### Front chassis wiring harness (1/2)

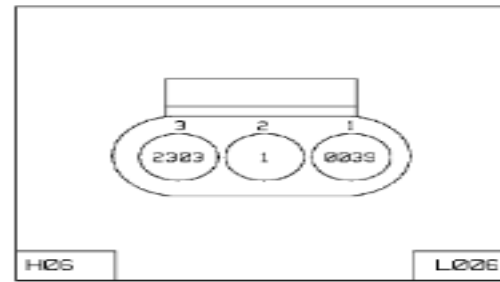
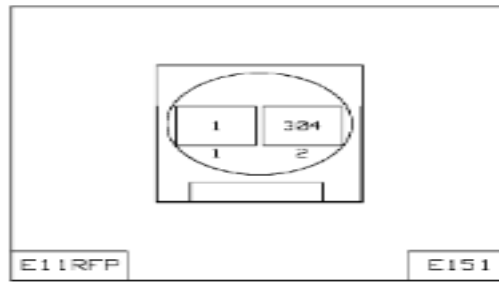
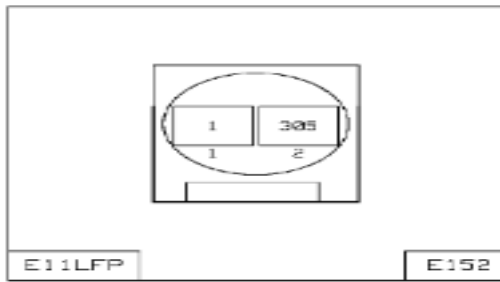
Code	Function	Connectors	Colour	Number of tracks
C120	Piloted axle oil level sensor	B10B	SB	2
C061	Front axle suspension position sensor	B28	SB	4
C117	Front air spring pressure sensor	B56	SB	4
E152	Left-hand side marker lamp N° 5	E11LFP	SB	2
E151	Right-hand side marker lamp N° 5	E11RFP	SB	2
L006	Horn - Alarm siren	H06	SB	3
M027	Windscreen wash motor / headlamps wash motor unit	M03	SB	4
M102	Cab tilting motor	M11	GR	2
B162	Cab tilting control	S26_L	SB	2
B171	Chassis emergency stop control	S39	SB	4
C054	Air filter clogging sensor	S154	SB	3
G007	Front axle braking assistance modulator unit	U11	GR	4

### Front chassis wiring harness (1/2)

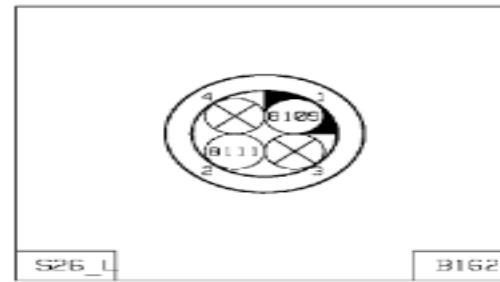
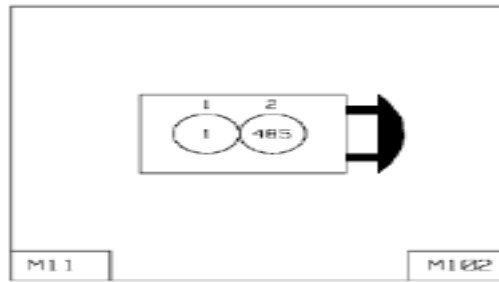
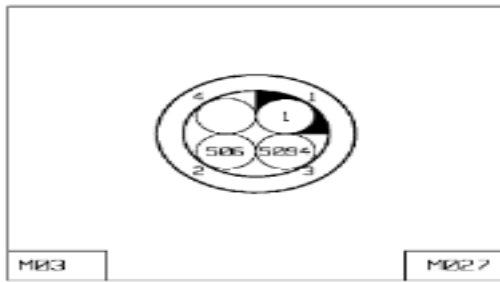
A



B

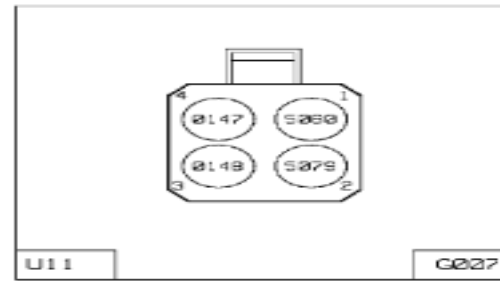
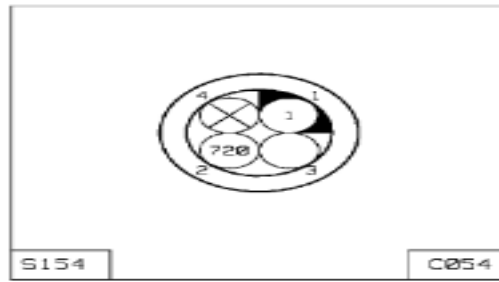
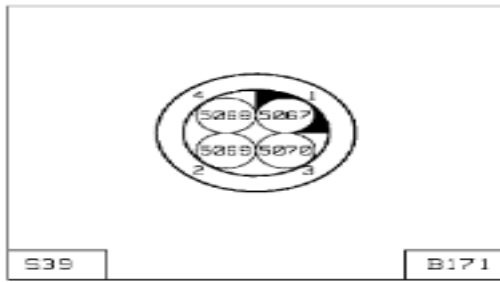


C




D

E



225785 / A  
Y61

# Front chassis wiring harness (2/2)



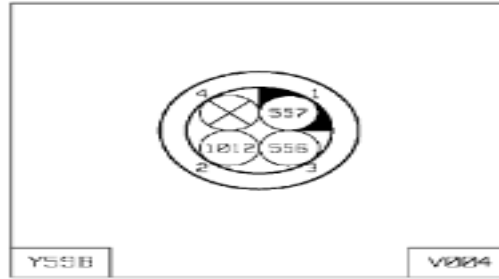
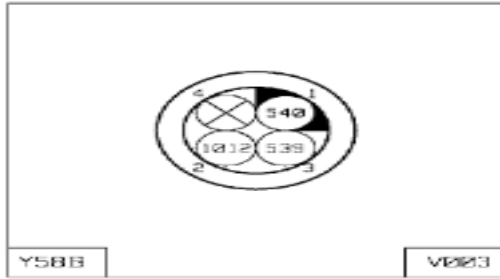
225785 / R  
Y62

### Front chassis wiring harness (2/2)

Code	Function	Connectors	Colour	Number of tracks
V003	LH roadwheel ABS electrovalve	Y58B	SB	3
V004	Front RH wheel ABS solenoid valve	Y59B	SB	3
A002	Chassis-cab connection box	XT71	VO	15
A002	Chassis-cab connection box	XT70	GR	24
A002	Chassis-cab connection box	XT72	SB	2

### Front chassis wiring harness (2/2)

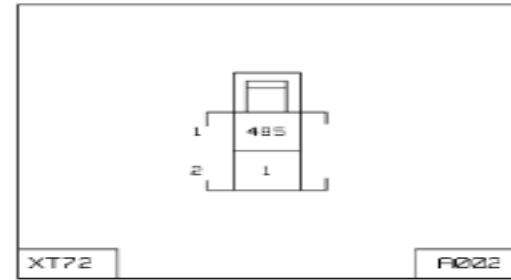
A



1	079	1		0111	0077	13
2	0140	2303	5094	0109	0150	14
3	0142	0039	506	099	1	15

B

21	0079	5070	1	1012	539	0147
		5067		304	540	0148
		5060		720	557	5079
	305	5069		1012	556	5080
	24	20	16	12	8	4




C

D

E

225785 / A  
Y62

# Wear sensors wiring harness



225785 / A  
Y70

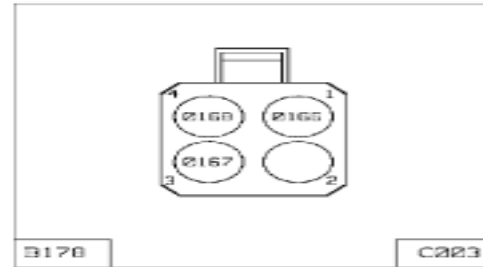
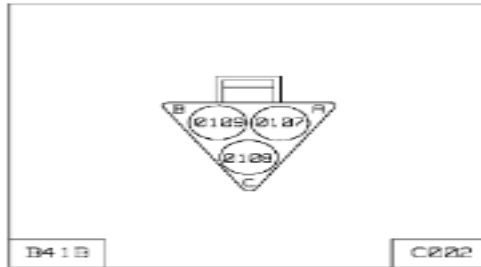
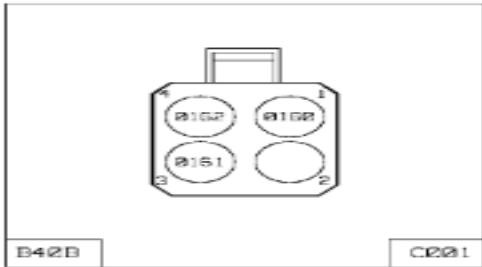


## Wear sensors wiring harness

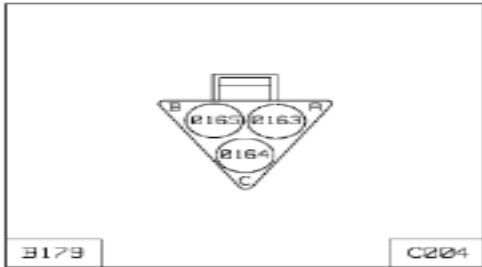
Code	Function	Connectors	Colour	Number of tracks
C001	LH front wheel brake linings wear sensor	B40B	SB	4
C002	RH front wheel brake linings wear sensor	B41B	GN	3
C003	LH rear wheel brake linings wear sensor	B178	SB	4
C004	RH rear wheel brake linings wear sensor	B179	SB	3

## Wear sensors wiring harness

B



B



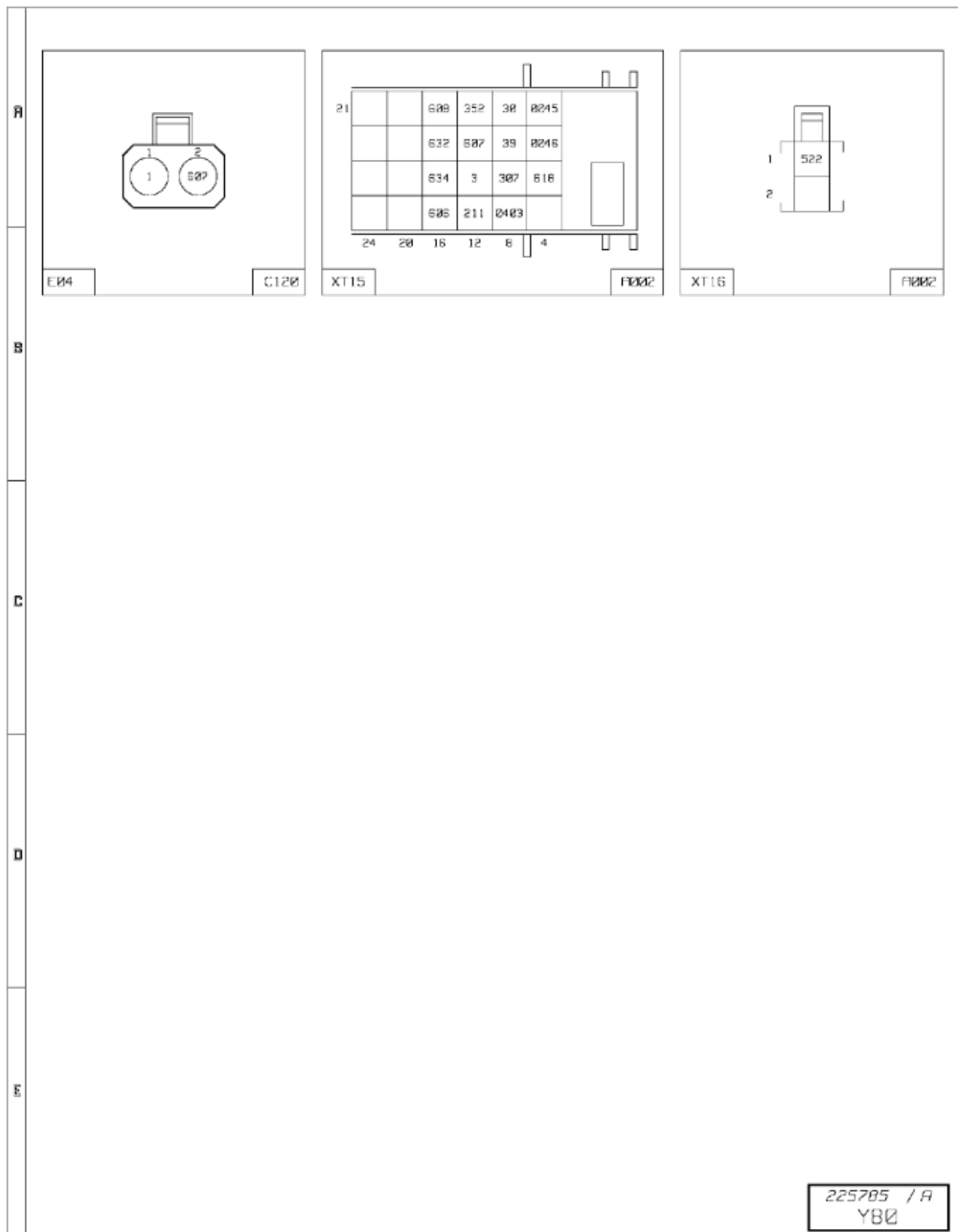
C

D

E

225785 / A  
Y70

# Trailer sockets wiring harness



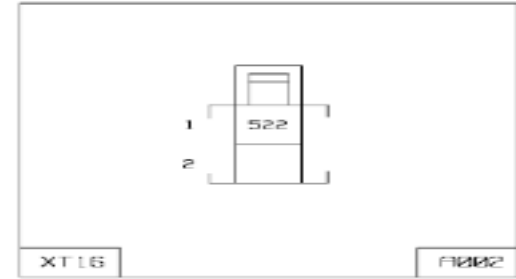
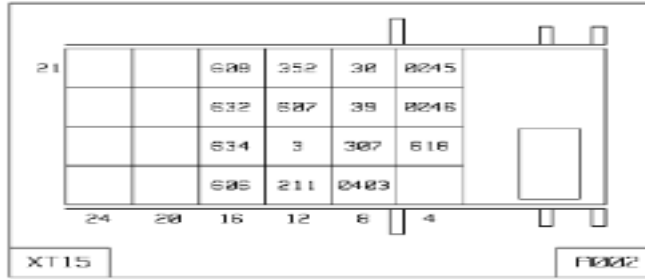
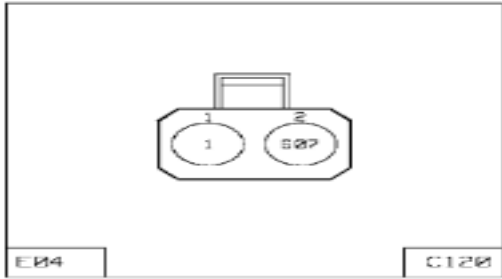
225785 / R  
YB0

### Trailer sockets wiring harness

Code	Function	Connectors	Colour	Number of tracks
C120	Piloted axle oil level sensor	E04	GR	2
A002	Chassis-cab connection box	XT15	GR	24
A002	Chassis-cab connection box	XT16	SB	2

### Trailer sockets wiring harness

A



B

C

D

E

225785 / A  
YB0