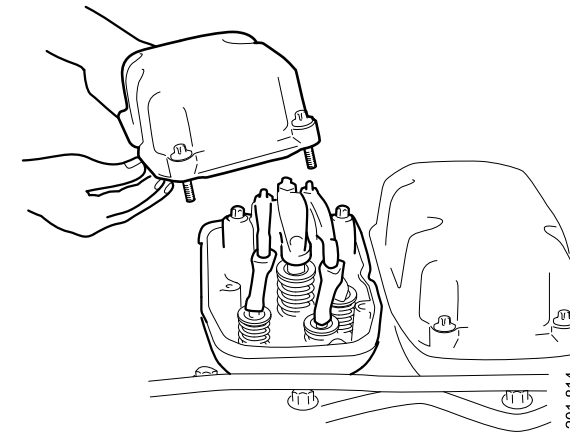


## General

Applies to 9, 11, 12, and 16 litre engines with cylinder block generation 1.

## Work description

1. Open the bleed nipple and drain the fuel system by undoing the banjo screw on the back of the fuel manifold.
2. Clean the rocker cover and the area around it.
3. Remove the top part of the rocker cover.

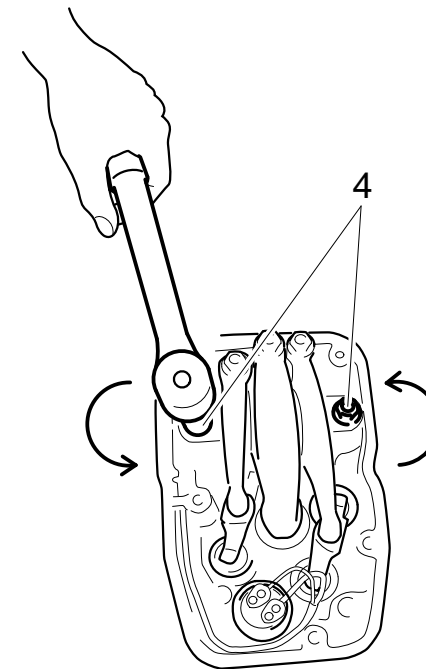


4. Relieve the pressure on the valves by undoing the screws on the rocker arm shaft alternately.



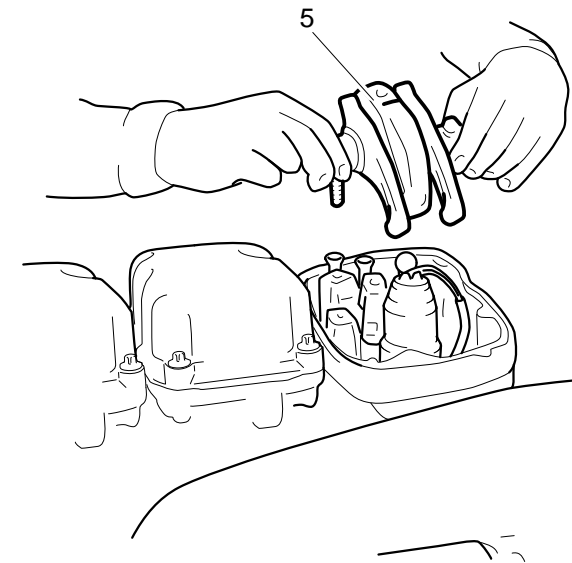
**WARNING!**

The unit injector spring is pre-tensioned and can come loose, causing personal injury.



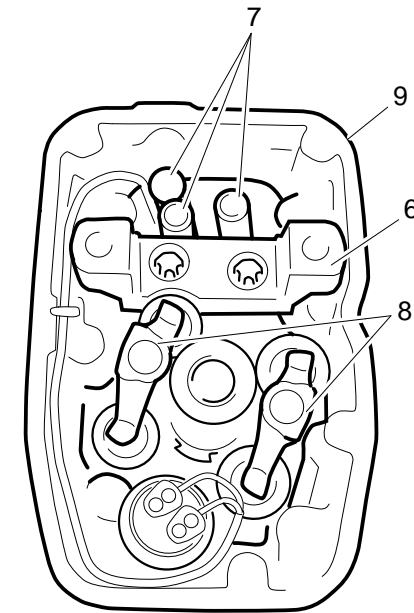
201 6906

5. Remove the rocker arm shaft.
6. Remove the bearing bracket.
7. Remove the pushrods.



201 815

8. Remove the valve bridges.
9. Remove the lower rocker cover.
10. Remove the unit injector.
11. Detach the intake manifold, fuel manifold, cooling system bleed pipe and the exhaust manifold.
12. Remove the cylinder head.



201 608