

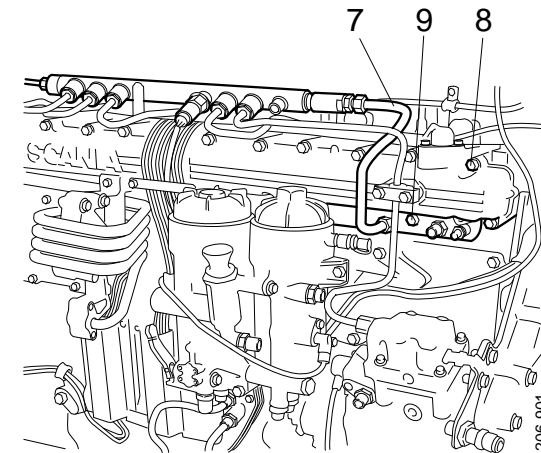
General

Applies to 9 and 13 litre engines with cylinder block generation 2.

Work description

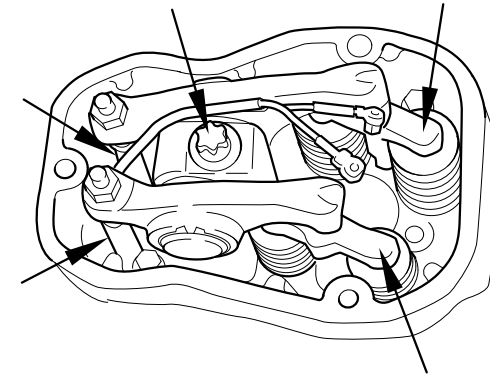
Remove the parts in the order below:

1. EGR cooler and bracket¹.
2. Screws for the exhaust manifold on the relevant cylinder and slacken the screws on the adjacent cylinders so that the relevant part of the exhaust manifold comes loose.
3. Cooling system bleed hose, separate the quick release coupling at the front lifting eye.
4. Cable duct from inlet.
5. Cable tie for cable harness from engine control unit.
6. Fuel pipe between the accumulator and the fuel manifold.
7. Fuel manifold and screws for the relevant cylinder.
8. Intake manifold and screws for the relevant cylinder.
9. The injector, high pressure pipes and connection on the cylinder head at the back viewed from the coolant pump.



1. Engines with EGR

10. Upper rocker cover, rocker arm bracket, valve bridges and pushrods.

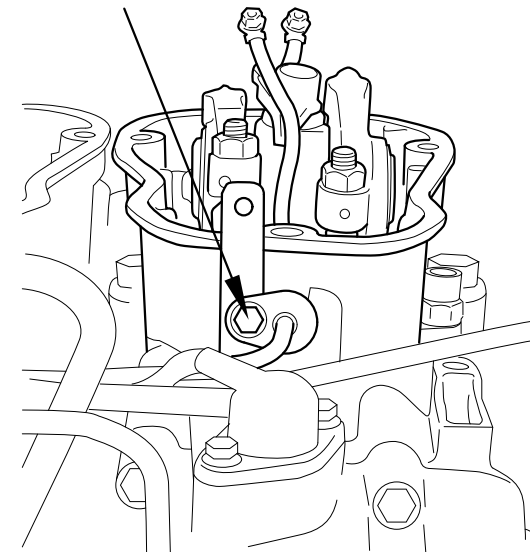


206 900

11. Cable harness from the lower rocker cover.

12. Upper rocker cover. Release the cable harness and the lower rocker cover so they can be moved.

13. Cylinder head.



206 899