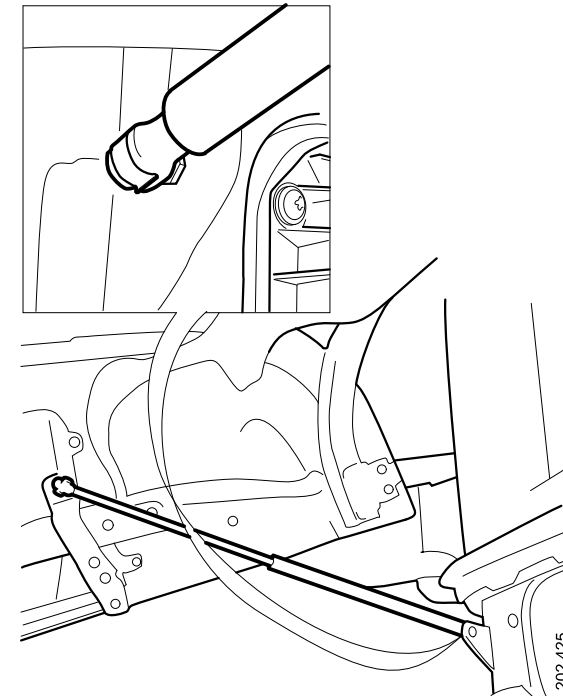


## Work description

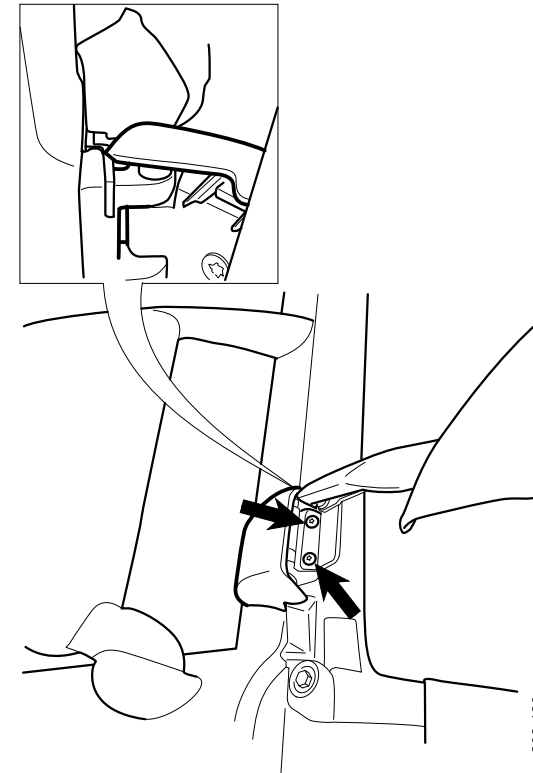
### Upper front grille panel

1. Open the upper front grille panel.
2. Remove the gas damper.



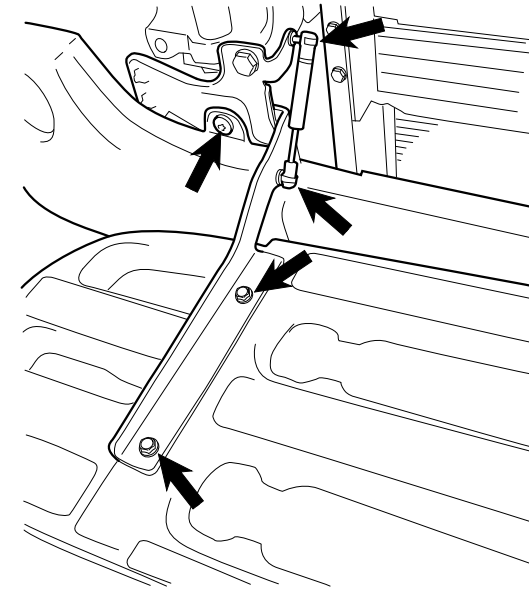
*Gas damper*

3. Remove the screws for the upper front grille panel attachment on the upper door hinge.
4. Remove the grille panel.



## Lower front grille panel

1. Open the lower grille panel.
2. Remove the screws for the lower front grille panel attachment.
3. Remove the gas dampers and the front grille panel. Vehicles with low mounted bumper have coil springs instead of gas dampers.



202 427

## Cab corner

1. Remove the screws and the cab corner.

