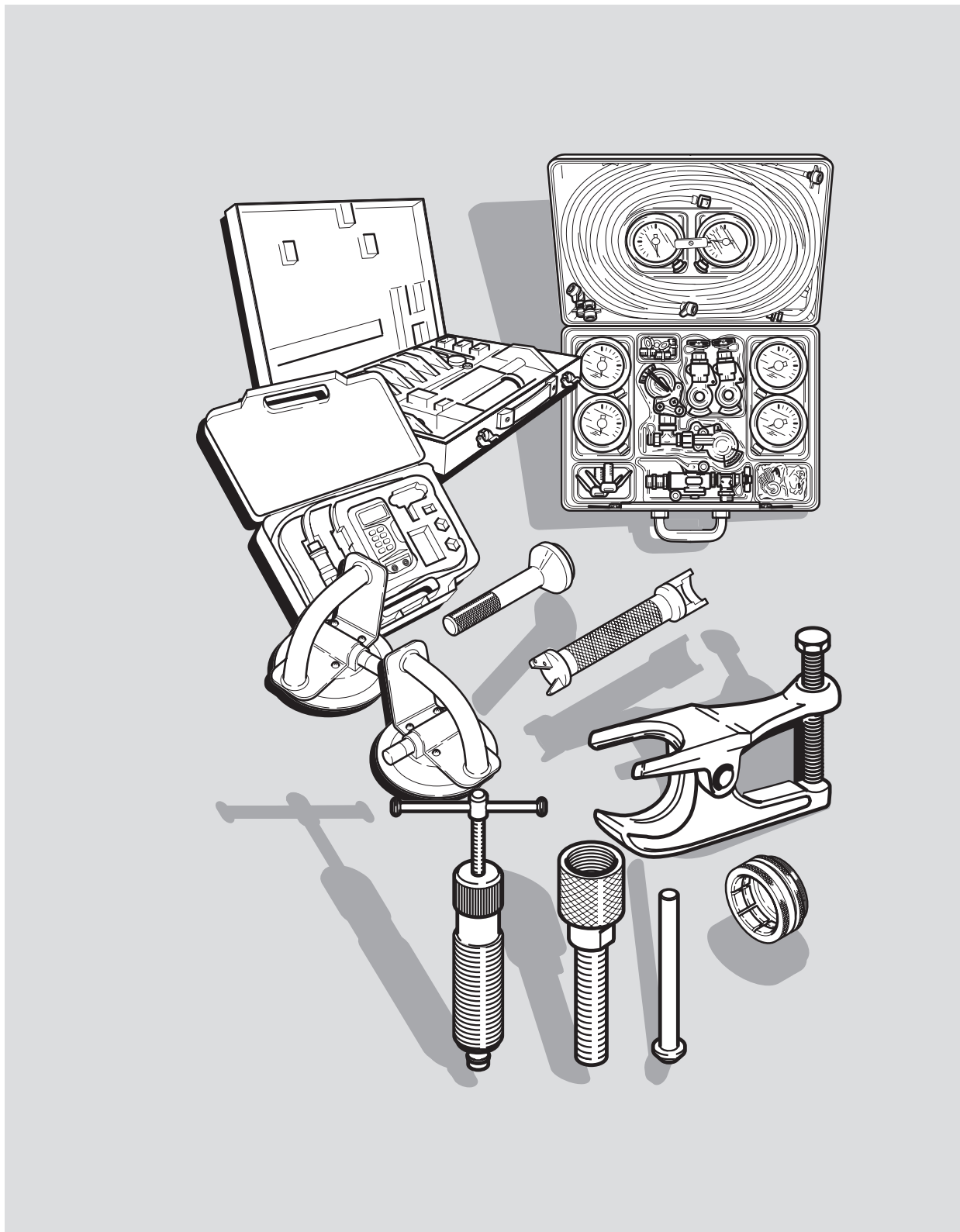


Special tools



©200419 DAF Trucks N.V., Eindhoven,
The Netherlands.

In the interest of continuing product development,
DAF reserves the right to change specifications
or products at any time without prior notice.

No part of this publication may be reproduced
and/or published by printing, by photocopying, on
microfilm or in any way whatsoever without the
prior consent in writing of DAF Trucks N.V.

STRUCTURE

TOOLS, GENERAL	0
CAB	1
ENGINE	2
GEARBOX	3
FUEL SYSTEM	4
ELECTRICAL COMPONENTS	5
BRAKES	6
STEERING AND AXLES	7
DIFFERENTIAL GEAR	8
CHASSIS	9

PREFACE

DAF Trucks N.V. attaches great importance to optimal After Sales Support.

In order to maintain and continue to optimise the high standard of the service level, special tools will where necessary be developed by DAF in addition to the standard tools that are commercially available, for the purpose of quality, efficiency, safety, etc.

This manual contains all the special tools released by DAF for vehicle series F45, F55, F65, F75, F85, F95, 65CF, 75CF, 85CF, 95XF, LF45, LF55, CF65, CF75, CF85 and XF95.

All parts contained in this manual can be ordered in the manner as is usual for DAF parts.

If you have any remarks or suggestions concerning the contents, structure or composition of this special tools manual, we will be pleased to hear from you.

DAF TRUCKS
AFTER SALES PUBLICATIONS

DIRECTIONS FOR USE

The basic arrangement of the special tools manual is virtually the same as the arrangement of the workshop manual.

Groups 1 to 9 contain the special tools for the respective main component.

Group 0 (General) contains universal special tools and special tools used in several groups.

Note:

If a special tool does not occur in the relevant section, look in group 0 (General).

The special tool in question is then one that occurs in several groups.

At the beginning of every group there is a table of contents containing the following columns

- DAF code number
- Relevant vehicle series
- Relevant main components
- Page number

If a tool is used for a main component or vehicle series, this is indicated by a code in the column (1-2-3-R).

This code has the following meaning:

1 - tool for carrying out maintenance work and repair work resulting from it.

2 - tool for frequently recurring work.

3 - tool for less frequently recurring work.

R - replacement part of a tool.

Explanations of the abbreviations used in the tables are:

i.c.w.	in combination with
A_1000/2000	Allison 1000/2000
TS12612	Twin Splitter 12612
E.PTO	Version with power take-off
HGS	Gearbox with Hydraulic Gear Shift
Voith-ret.	Version with Voith retarder
150_S/152_S/156_S/182_S/186_S	150N/152N/156N/182N/186N-shaft in disc brake version
150N/152N/156N/182N/186N	150N/152N/156N/182N/186N-shaft in drum brake version
09G075	Co-steering rear axle
09N075/09N220	Trailing rear axle in drum brake version
09N044	Leading rear axle (FTP vehicle type)
EMAS	Electro-hydraulic multi-axle steering
EVS	Electronic vehicle steering
RAS-EC	Rear axle steering - electronically controlled
ST_TRW	TRW steering boxes
ST_ZF	ZF steering boxes

Directions for use

USE OF TABLE OF CONTENTS

At the beginning of every group there is a table of contents containing the following columns:

- DAF code number of the special tool
- relevant vehicle series
- relevant main components or systems
- page number of the figure

If a tool is used for a main component, system or vehicle series, this is indicated by a code in the column (1-2-3-R).

This code has the following meaning:

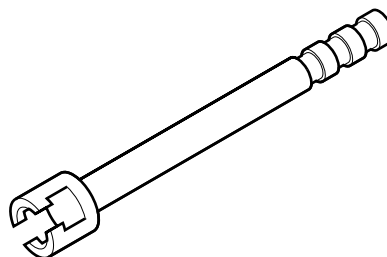
- 1 - tool for carrying out maintenance work and repair work resulting from it.
- 2 - tool for frequently recurring work.
- 3 - tool for less frequently recurring work.
- R - replacement part of a tool.

DAF no.	F45	F55	LF45	LF55	F65	F75	F85	65CF	75CF	85CF	CF65	CF75	CF85	F95	95XF	XF95	Page
0192494	1	1															12
0484899	1	1	1	1	1	1	1	1	1	1	1	1	1	1	1	1	12
0484977	1	1	1	1	1	1	1	1	1	1	1	1	1	1	1	1	12
0499802	1	1															12
0499809	1	1	1	1	1	1	1	1	1	1	1	1	1	1	1	1	13
0535595		1			1	1	1	1	1	1				1	1		13
0535626					3	3	3	3	3	3		3	3	3	3	3	13
0535653	3	3	3	3	3	3	3	3	3	3	3	3	3	3	3	3	13
0535832					1	1	1	1	1	1				1	1		14
0694783					1	1	1	1	1	1				1	1		14
0694829	2	2	2	2	2	2	2	2	2	2	2	2	2	2	2	2	14
0694831			1	1			1	1	1	1	1	1	1	1	1	1	14
0694928	1	1	1	1	1	1	1	1	1	1	1	1	1	1	1	1	15
0694966	1	1			1	1	1	1	1	1		1	1	1	1	1	15
1240036					1	1	1	1	1	1		1	1	1	1	1	15
1240074					2	2	2	2	2	2		2	2	2	2	2	15
1240098					R	R	R	R	R	R		R	R	R	R	R	16
1240108	R	R	R	R	R	R	R	R	R	R	R	R	R	R	R	R	16
1240109	R	R	R	R	R	R	R	R	R	R	R	R	R	R	R	R	16
1240110	R	R	R	R	R	R	R	R	R	R	R	R	R	R	R	R	16
1240111	R	R	R	R	R	R	R	R	R	R	R	R	R	R	R	R	17
1240112	1	1	1	1	1	1	1	1	1	1	1	1	1	1	1	1	17
1240113	1	1	1	1	1	1	1	1	1	1	1	1	1	1	1	1	17
1240123					R	R	R	R	R	R		R	R	R	R	R	17
1240124					R	R	R	R	R	R		R	R	R	R	R	18
1240125					R	R	R	R	R	R		R	R	R	R	R	18
1240126					R	R		R	R			R	R	R	R	R	18
1240127					R	R	R	R	R	R		R	R	R	R	R	18
1240128					R	R		R	R			R	R	R	R	R	19
1240129					R	R	R	R	R	R		R	R	R	R	R	19
1240130					R	R		R	R			R					19
1240131					R	R	R	R	R	R		R	R	R	R	R	19
1240132					R	R		R	R			R					20
1240133					R	R	R	R	R	R		R	R	R	R	R	20
1240445					3	3	3	3	3	3							20
1240500	2	2															20
1310425					3	3	3	3	3	3		3	3	3	3	3	21
1310455	2	2			2	2	2	2	2	2				2	2		21
1310477					1	1	1	1	1	1		1	1	1	1	1	21
1310490	R	R			R	R	R	R	R	R		R	R	R	R	R	21
1310491	R	R			R	R	R	R	R	R		R	R	R	R	R	22
1310492	R	R			R	R	R	R	R	R		R	R	R	R	R	22
1310493	R	R			R	R	R	R	R	R		R	R	R	R	R	22
1310494	R	R			R	R	R	R	R	R		R	R	R	R	R	22
1310495	R	R			R	R	R	R	R	R		R	R	R	R	R	23
1329305						3	3		3	3		3	3	3	3	3	23
1329308						3	3		3	3				3	3		23
1329310			1	1				1	1	1	1	1	1		1	1	23

DAF no.	F45	F55	LF45	LF55	F65	F75	F85	65CF	75CF	85CF	CF65	CF75	CF85	F95	95XF	XF95	Page
1329311			1	1					1	1	1	1	1	1	1	1	24
1329312					R	R	R	R	R	R				R	R		24
1329313						R	R		R	R				R	R		24
1329314					R	R	R	R	R	R				R	R		24
1329315						R	R		R	R				R	R		25
1329316					R	R	R	R	R	R				R	R		25
1329317					R	R	R	R	R	R				R	R		25
1329318									3	3		3	3	3	3	3	25
1329323	R	R			R	R	R	R	R	R				R	R		26
1329324	R	R			R	R	R	R	R	R				R	R		26
1329325	R	R			R			R	R					R	R		26
1329326	R	R			R			R		R				R	R		26
1329327	R	R			R		R	R		R				R	R		27
1329328	R	R				R								R	R		27
1329329	R	R			R	R	R	R	R	R				R	R		27
1329330	R	R			R	R	R	R	R	R				R	R		27
1329331	R	R			R	R	R	R	R	R				R	R		28
1329332	R	R			R	R	R	R	R	R				R	R		28
1329333	R	R			R	R	R	R	R	R				R	R		28
1329334	R	R			R	R	R	R	R	R				R	R		28
1329335	R	R			R	R	R	R	R	R				R	R		29
1329336	R	R			R	R	R	R	R	R				R	R		29
1329337	R	R			R	R	R	R	R	R				R	R		29
1329371	3	3	3	3	3	3	3	3	3	3	3	3	3	3	3	3	29
1329372	R	R	R	R	R	R	R	R	R	R	R	R	R	R	R	R	30
1329411					1	1	1	1	1	1				1	1		30
1329412									2	2		2	2		2	2	30
1329414						R	R		R	R		R	R	R	R	R	30
1329440		3															31
1329444										3		3	3		3	3	31
1329448										3		3	3		3	3	31
1329458			2	2	2	2	2	2	2	2	2	2	2	2	2	2	31
1329467				R							R	R	R			R	32
1329468				R							R	R	R			R	32
1329470			1	1							1						32
1329479			1	1							1						32
1329482				R							R	R	R			R	33
1329483												R	R			R	33
1329496				1							1	1	1			1	33
1329499												3	3		3	3	33
1451995			3	3													34
1453150												3	3			3	34
1453153	2	2	2	2	2	2	2	2	2	2	2	2	2	2	2	2	34

0192494

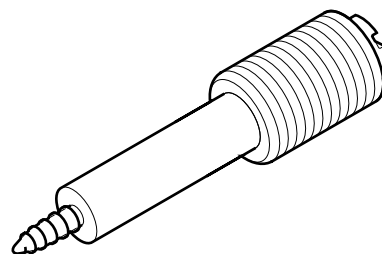
Extension piece for pump timing distribution pin



0192494

0484899

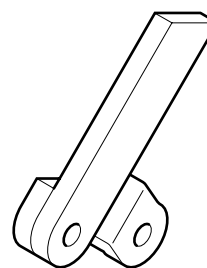
Adapter for puller for removing oil seals



0484899

0484977

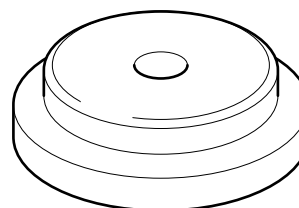
Universal flange blocking holder for driveline



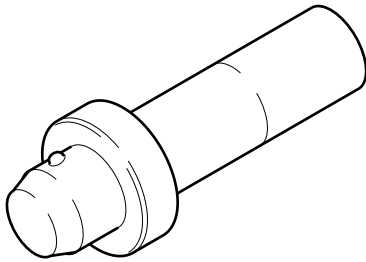
0484977

0499802

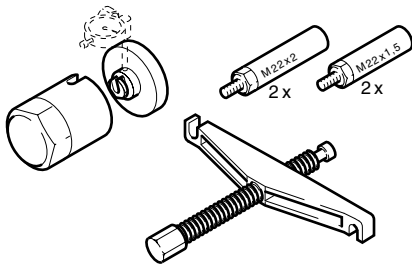
Front axle hub seal installer (i.c.w. 0499809)



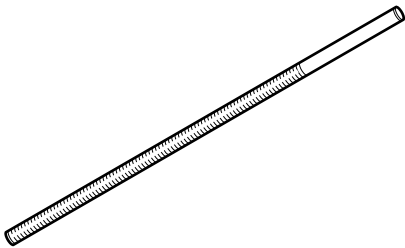
0499802

0499809
Universal handle

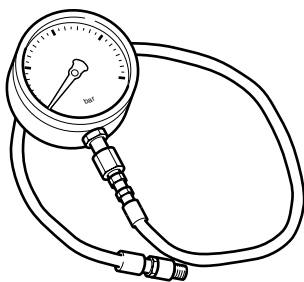
0499809

0535595Wheel-bearing play inspection tool
(without micrometer gauge)

0535595

0535626Stud, spare part for cylinder lining remover (part
of 0535625) and stud for fitting bearings for UPEC
pump housing (i.c.w. 1329444)

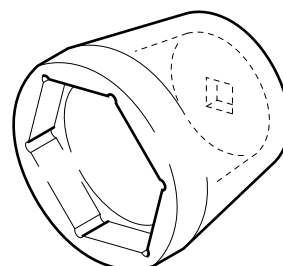
0535626

0535653Hydraulic fluid pressure gauge for measuring control
pressures

0535653

0535832

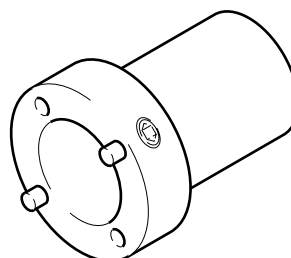
Adjusting tool for lock nut on front axle hubs



0535832

0694783

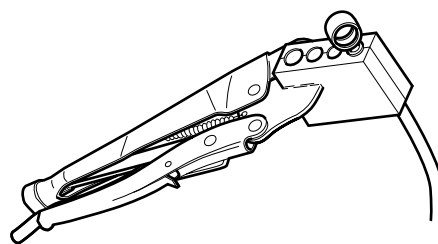
Hub nut adjuster for wheel bearing of front axle hubs



0694783

0694829

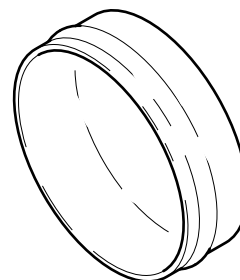
Pliers for mounting inserts in polyamide pipes



0694829

0694831

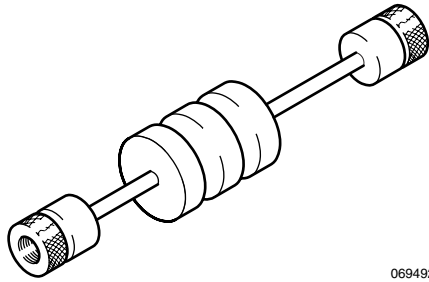
Boost pressure socket



0694831

0694928

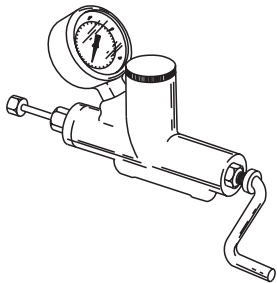
Impact puller



0694928

0694966


Injector tester



0694966

1240036

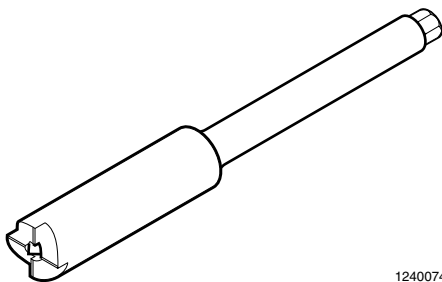
Tool for fitting hub seal/ABS sensor ring



1240036

1240074

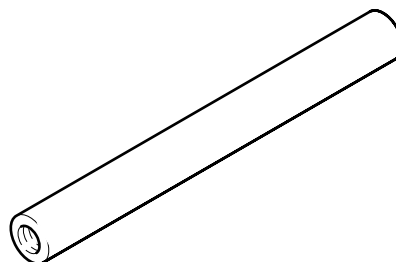
Injector sleeve cleaner



1240074

1240098

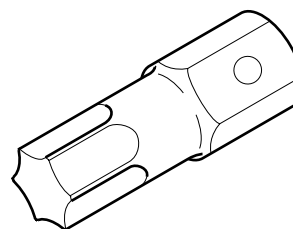
Centring spindle (part of 1240036)



1240098

1240108

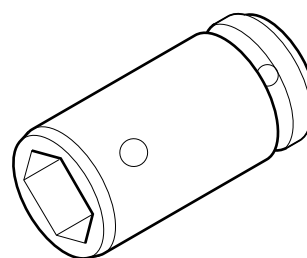
Torx bit T70 (5/8") (part of 1240112)



1240108

1240109

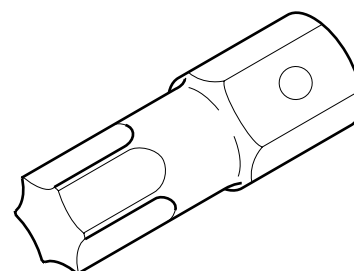
Bit holder (5/8") (part of 1240112)



1240109

1240110

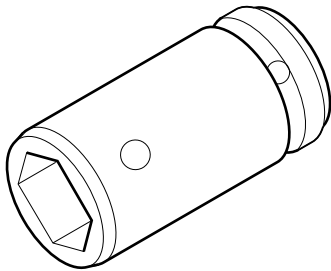
Torx bit T100 (part of 1240113)



1240110

1240111

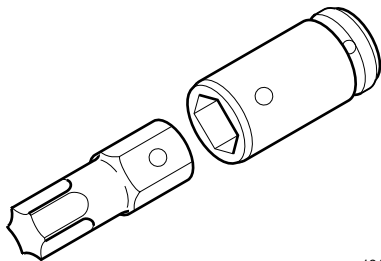
Torx bit holder (part of 1240113)



1240111

1240112

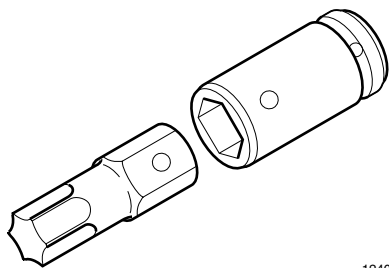
Torx bit T70 (5/8") and bit holder (5/8")



1240112

1240113

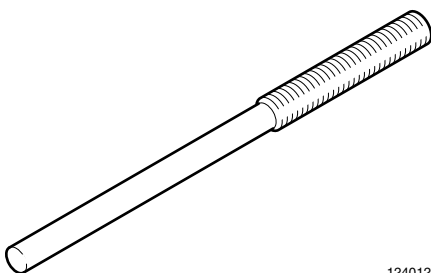
Torx bit T100 (7/8") and bit holder (7/8")



1240113

1240123

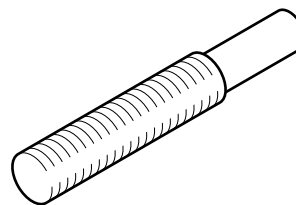
Stud (part of 1240036)



1240123

1240124

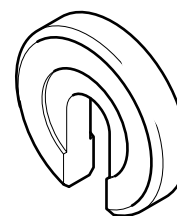
Stud (part of 1240036)



1240124

1240125

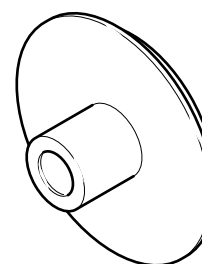
Retaining plate (part of 1240036)



1240125

1240126

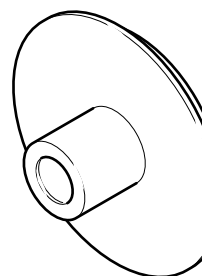
Centring flange (part of 1240036)



1240126

1240127

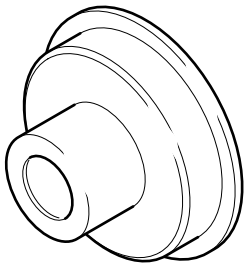
Centring flange (part of 1240036)



1240127

1240128


Centring flange (part of 1240036)



1240128

1240129


Centring flange (part of 1240036)



1240129

1240130

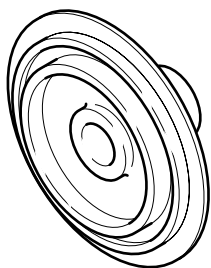
Centring flange (part of 1240036)



1240130

1240131

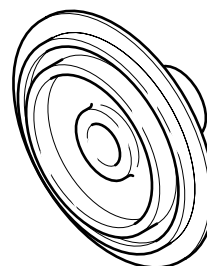
Retractable flange (part of 1240036)



1240131

1240132

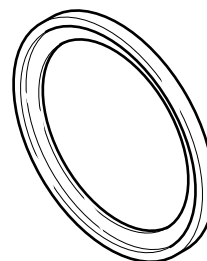
Retractable flange (part of 1240036)



1240132

1240133

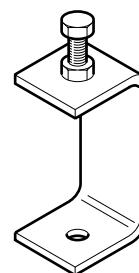
Dummy ABS toothed lock washer (part of 1240036)



1240133

1240445

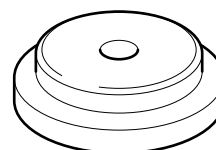
Puller for steering column hinge pin



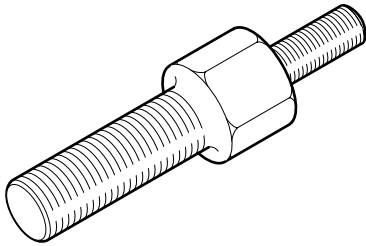
1240445

1240500

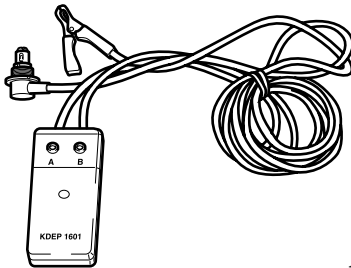
Front axle hub seal installer (i.c.w. 0499809)



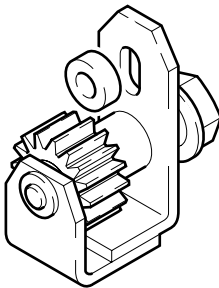
1240500

1310425
Injector sleeve puller

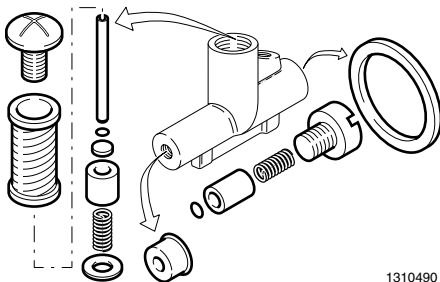
1310425

1310455
Adjusting tool for injection timing (RIC-2)

1310455

1310477
Engine cranking tool

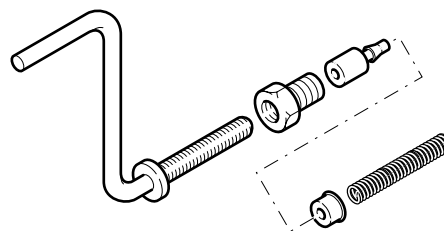
1310477

1310490
Service kit A (for 0694966)

1310490

1310491

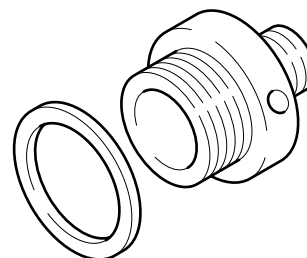
Service kit B (for 0694966)



1310491

1310492

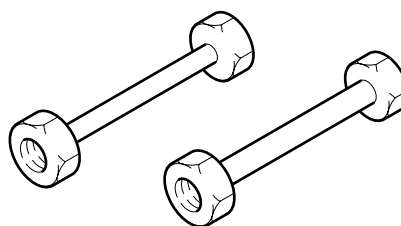
Service kit C (for 0694966)



1310492

1310493

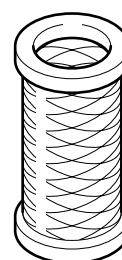
Service kit D (for 0694966)



1310493

1310494


Filter (part of 0694966)



1310494

1310495

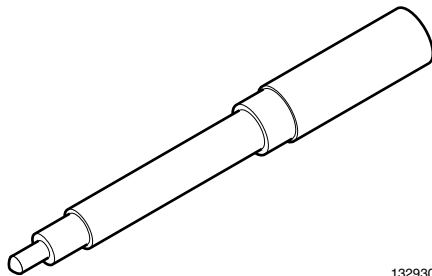
Pressure gauge (part of 0694966)



1310495

1329305

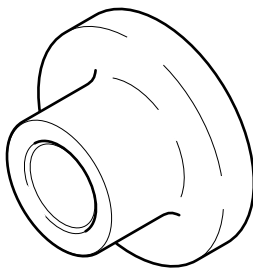
Injector sleeve driving tool



1329305

1329308

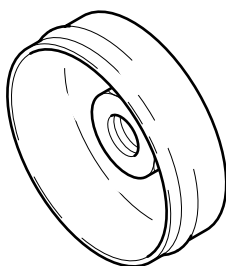
Fuel pump prop shaft seal installer



1329308

1329310

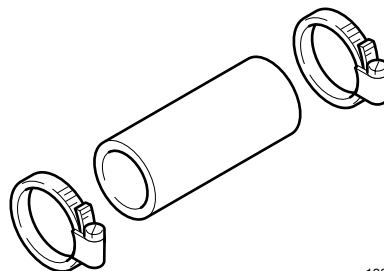
Boost pressure socket



1329310

1329311


Hose and 2x hose clamp (i.c.w. 1329310)



1329311

1329312

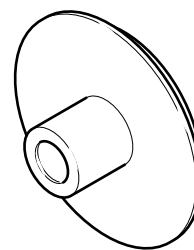
Retractable flange (part of 1240036)



1329312

1329313

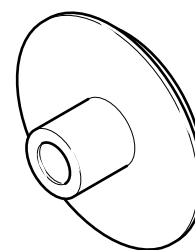
Centring flange (part of 1240036)



1329313

1329314


Centring flange (part of 1240036)



1329314

1329315


Centring flange (part of 1240036)



1329315

1329316

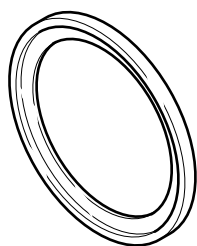
Centring flange (part of 1240036)



1329316

1329317

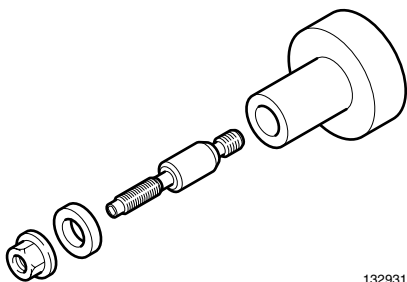
Dummy ABS ring (part of 1240036)



1329317

1329318

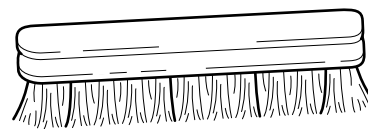
Timing gear end fuel pump housing seal installer



1329318

1329323

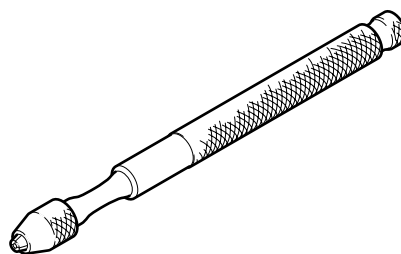
Injector cleaning brush (part of 1329371)



1329323

1329324

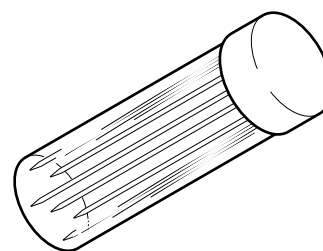
Cleaning needle holder (part of 1329371)



1329324

1329325

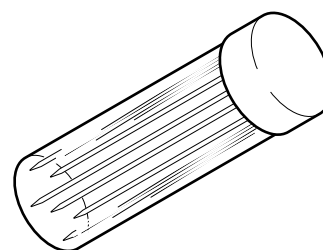
Injector cleaning needle 0.16 mm for injector nozzle
0.20 mm (part of 1329371)



1329325

1329326

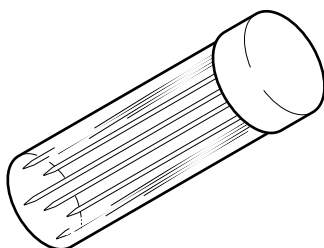
Injector cleaning needle 0.18 mm for injector nozzle
0.22 mm (part of 1329371)



1329326

1329327

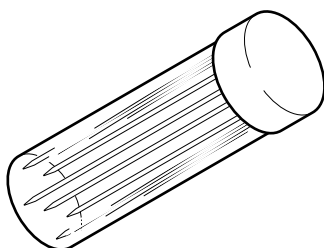
Injector cleaning needle 0.20 mm for injector nozzle
0.24 mm (part of 1329371)



1329327

1329328

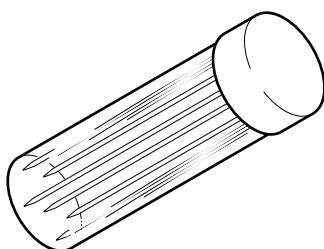
Injector cleaning needle 0.22 mm for injector nozzle
0.26 mm (part of 1329371)



1329328

1329329

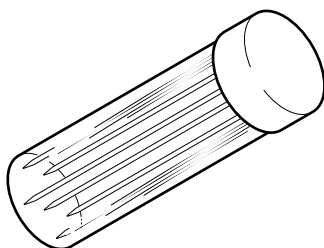
Injector cleaning needle 0.24 mm for injector nozzle
0.28 mm (part of 1329371)



1329329

1329330

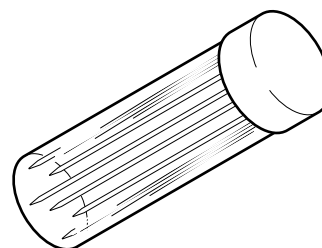
Injector cleaning needle 0.26 mm for injector nozzle
0.30 mm (part of 1329371)



1329330

1329331

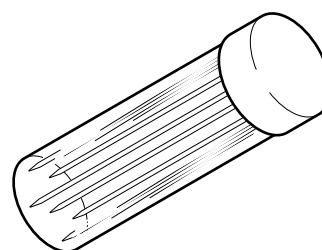
Injector cleaning needle 0.28 mm for injector nozzle
0.32 mm (part of 1329371)



1329331

1329332

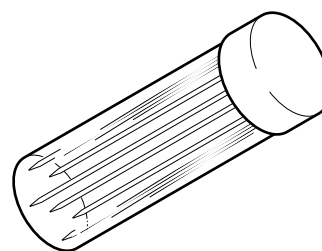
Injector cleaning needle 0.30 mm for injector nozzle
0.34 mm (part of 1329371)



1329332

1329333

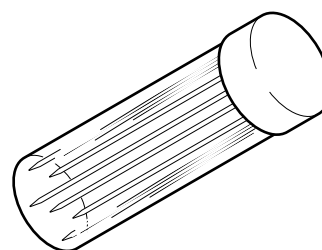
Injector cleaning needle 0.32 mm for injector nozzle
0.36 mm (part of 1329371)



1329333

1329334

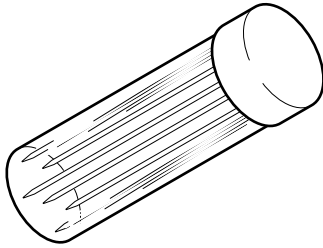
Injector cleaning needle 0.34 mm for injector nozzle
0.38 mm (part of 1329371)



1329334

1329335

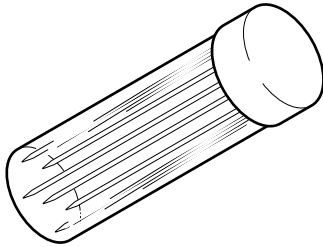
Injector cleaning needle 0.36 mm for injector nozzle
0.40 mm (part of 1329371)



1329335

1329336

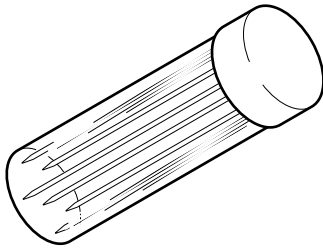
Injector cleaning needle 0.38 mm for injector nozzle
0.42 mm (part of 1329371)



1329336

1329337


Injector cleaning needle 0.40 mm for injector nozzle
0.44 mm (part of 1329371)



1329337

1329371


Injector cleaning box (ultrasonic cleaning)



1329371

1329372

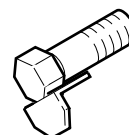
Injector cleaning box, empty (part of 1329371)



1329372

1329411

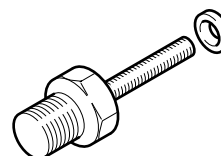
Adapter for seal/sensor ring puller



1329411

1329412

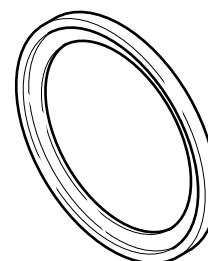
Adapter for puller for injector and sun cap nuts



1329412

1329414

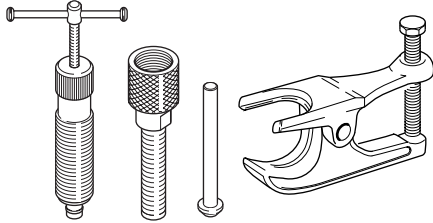
Retractable flange shim (part of 1240036)



1329414

1329440

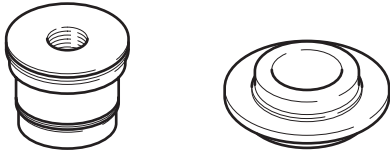
Steering ball joint bolt puller (supersedes 0485122)



1329440

1329444

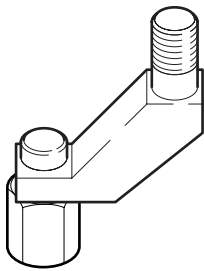
Installer set for UPEC pump housing bearings



1329444

1329448

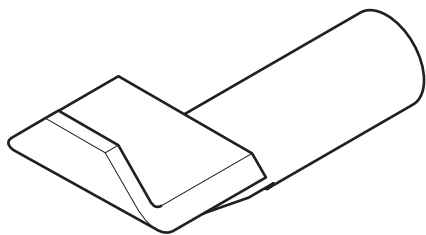
UPEC system pump unit adapter



1329448

1329458

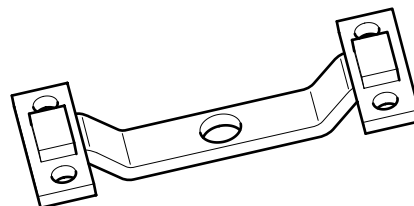
Seal puller



1329458

1329467

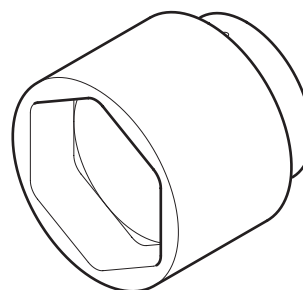
Front axle socket guide (i.c.w. 1329468, 1452749) (part of 1329496)



1329467

1329468

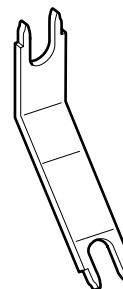
Socket for front axle 9T 90 mm (i.c.w. 1329467) (part of 1329496)



1329468

1329470

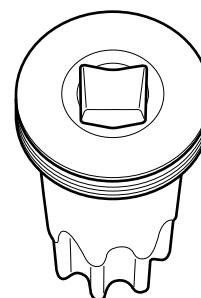
Voss 246 clutch disassembly tool



1329470

1329479

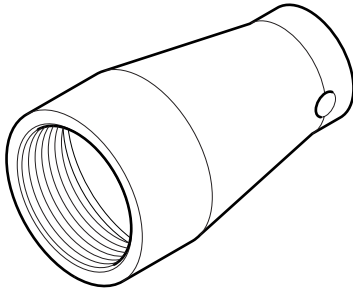
Crankshaft cranking tool



1329479

1329482

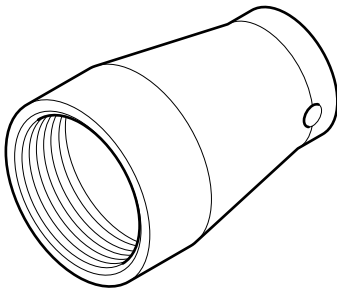
Guide sleeve disassembly/assembly front axle hub 7.5 tonnes (part of 1329496)



1329482

1329483

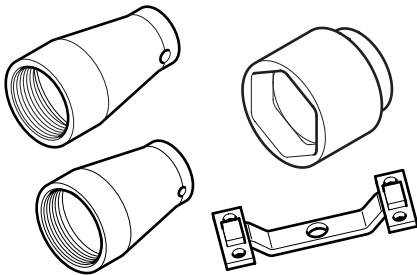
Guide sleeve disassembly/assembly front axle hub 9 tonnes (part of 1329496)



1329483

1329496

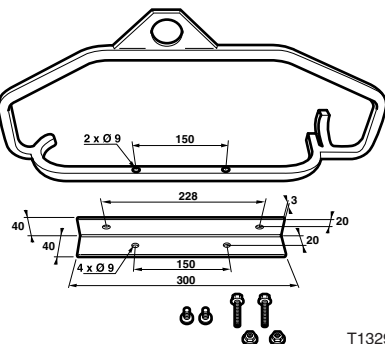
Set of disassembly/assembly tools for front and rear axles



1329496

1329499

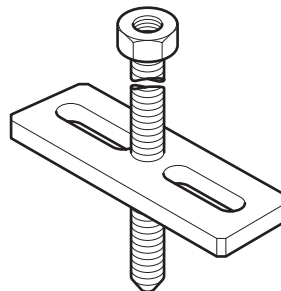
Hoisting tool for UPEC pump housing, version 1+2



T1329499

1451995

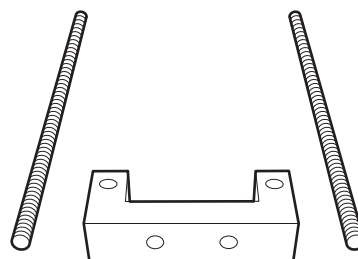
Steering wheel puller



T1451995

1453150

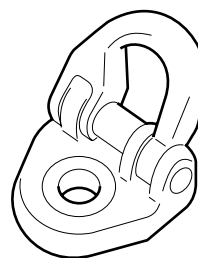
King-pin puller adapter (i.c.w. 1453127)



A800501

1453153

Lifting eye, general



G000314

USE OF TABLE OF CONTENTS

At the beginning of every group there is a table of contents containing the following columns:

- DAF code number of the special tool
- relevant vehicle series
- relevant main components or systems
- page number of the figure

If a tool is used for a main component, system or vehicle series, this is indicated by a code in the column (1-2-3-R).

This code has the following meaning:

- 1 - tool for carrying out maintenance work and repair work resulting from it.
- 2 - tool for frequently recurring work.
- 3 - tool for less frequently recurring work.
- R - replacement part of a tool.

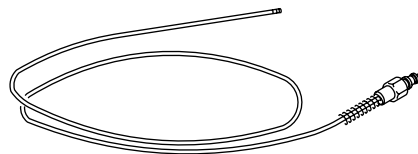
Note:

If a special tool does not occur in the relevant section, look in group 0 (General).
The special tool in question is then one that occurs in several groups.

DAF no.	F45	F55	LF45	LF55	F65	F75	F85	65CF	75CF	85CF	CF65	CF75	CF85	F95	95XF	XF95	Page
0068325	R	R	R	R	R	R	R	R	R	R	R	R	R	R	R	R	38
0068326	R	R	R	R	R	R	R	R	R	R	R	R	R	R	R	R	38
0068327	R	R	R	R	R	R	R	R	R	R	R	R	R	R	R	R	38
0484800	2	2	2	2	2	2	2	2	2	2	2	2	2	2	2	2	38
0499814	3	3			3	3	3	3	3	3							39
0499817	2	2	2	2	2	2	2	2	2	2	2	2	2	2	2	2	39
0689779	3	3	3	3	3	3	3	3	3	3	3	3	3	3	3	3	39
0694929					1	1	1	1	1	1				1	1	1	39
0694931					3	3	3	3	3	3				3	3		40
0694943														1	1		40
1240066														R	R	R	40
1240067					R	R	R	R	R	R							40
1240079					1	1	1	1	1	1				1	1	1	41
1240444	3	3	3	3	3	3	3	3	3	3	3	3	3				41
1240450					1	1	1	1	1	1							41
1240458	2	2	2	2	2	2	2	2	2	2	2	2	2	2	2	2	41
1240493					R	R	R	R	R	R				R	R	R	42
1310402														1			42
1310403														1			42
1329401															1	1	42
1329415	2	2	2	2	2	2	2	2	2	2	2	2	2	2	2	2	43
1329416			3	3				3	3	3	3	3	3				43
1329417	2	2	2	2	2	2	2	2	2	2	2	2	2	2	2	2	43
1329418	2	2	2	2	2	2	2	2	2	2	2	2	2	2	2	2	43
1329432	3	3	3	3	3	3	3	3	3	3	3	3	3				44
1329438								3	3	3	3	3	3		3	3	44
1329457			2	2													44
1329471			1	1													44
1329480			3	3							3	3	3			3	45
1329486											1	1	1				45
1329487											3	3	3				45
1329492			3	3													45
1453126			1	1													46

0068325

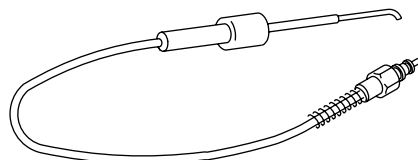
Cab prewax lance, flexible (part of 0689779)



0068325

0068326

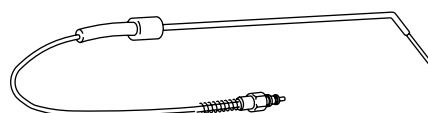
Cab prewax lance, short (part of 0689779)



0068326

0068327

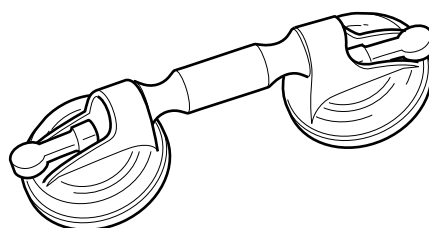
Cab prewax lance, long, angled (part of 0689779)



0068327

0484800

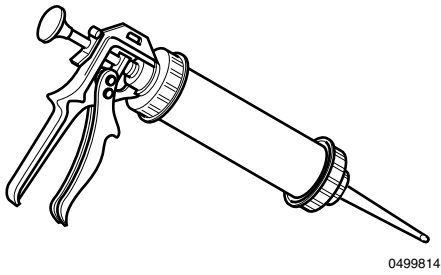
Suction pad set for removing and fitting front windscreen



0484800

0499814

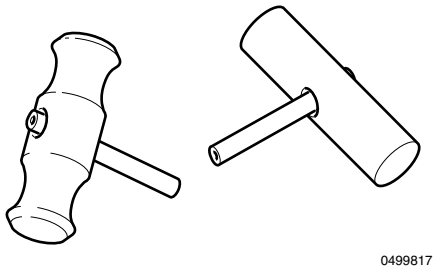
Sealant gun



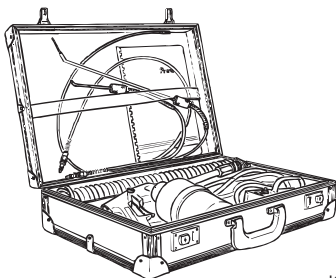
1

0499817

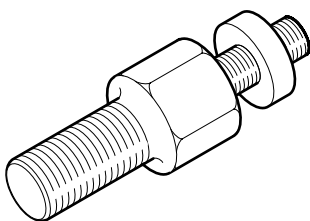
Cutting wire handle (i.c.w. 1329415)

**0689779**

Cab prewax set

**0694929**


Cab stabiliser pin removal adapter (i.c.w. 0694928)



1

0694931

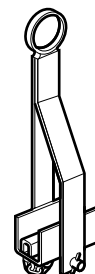
Cab shock absorber spring removal fork



0694931

0694943

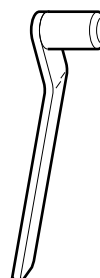
Cab hoisting hook (front)



0694943

1240066Cab bearing centring pin for centring cab stabiliser
vibration damper (part of 1240079)

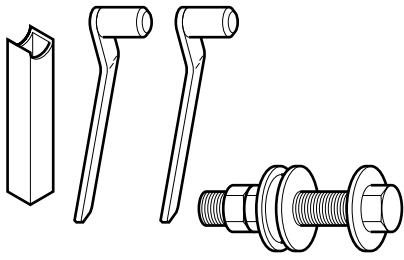
1240066

1240067Cab bearing centring pin for centring cab stabiliser
vibration damper (part of 1240079)

1240067

1240079

Cab bearing installer

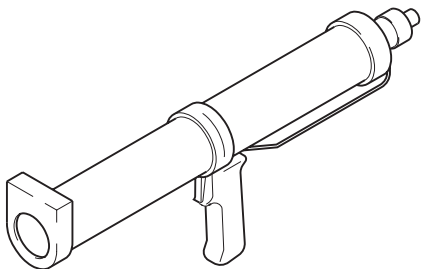


1240079

1

1240444


Glue gun, pneumatic



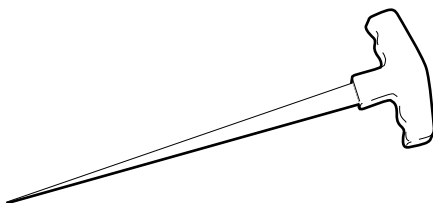
K101674

1240450

Cab hoisting hook (front)



1240450

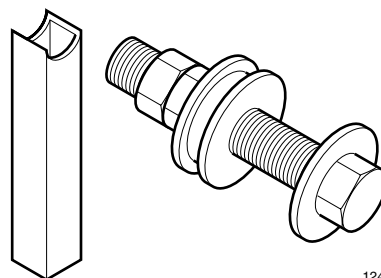
1240458Cutting wire guide for disassembling bonded
windscreen

1240458

1

1240493


Cab bearing press for fitting cab stabiliser bearing bushes (part of 1240079)



1240493

1310402

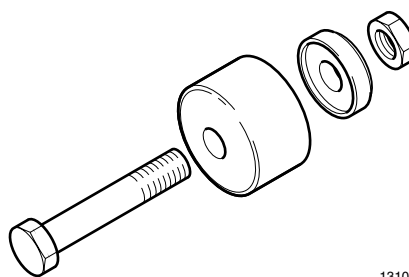
Puller for fitting cab stabiliser silent blocks



1310402

1310403

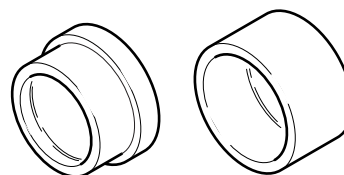
Puller for removing cab stabiliser silent blocks



1310403

1329401

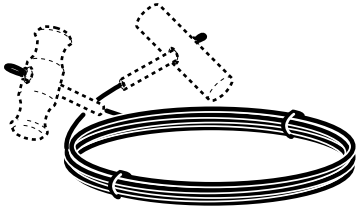
Ejector and pressing tools for cab suspension silent block



1329401

1329415

Cutting wire for cutting bonded windscreen (i.c.w.
0499817)

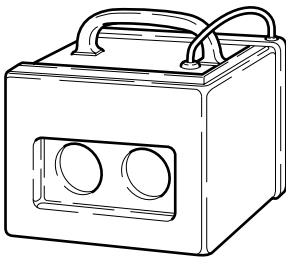


1329415

1

1329416

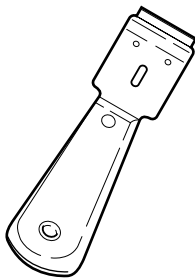
Bonding oven



K101723

1329417

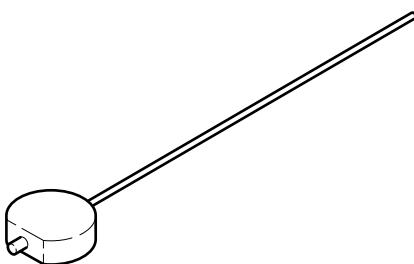
Bonding scraper for removing remains in window
groove



1329417

1329418

Cutting wire guide for disassembling bonded
windscreen

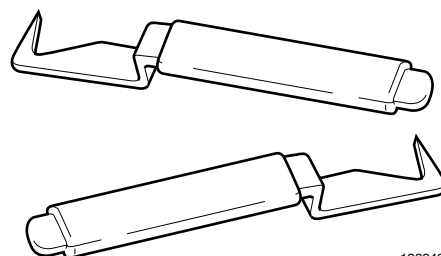


1329418

1

1329432

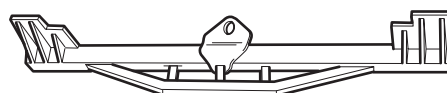
Distance block puller, front windscreen



1329432

1329438

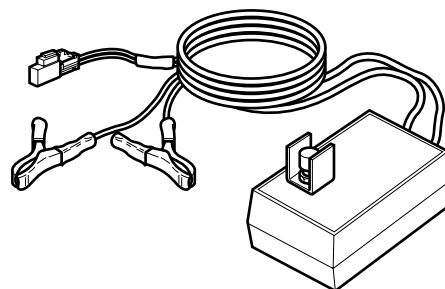
Lifting yoke



K101676

1329457

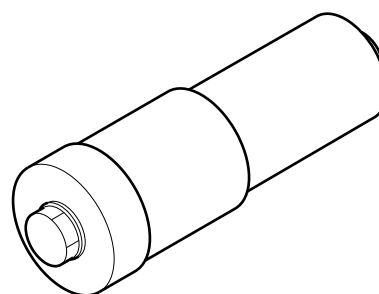
Airbag and seat belt tensioner activation tool



K101687

1329471

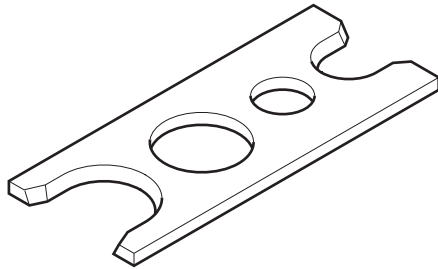
Ejector and pressing tools for cab suspension silent block



1329471

1329480

Disassembly and assembly tools for O-ring air-conditioning unit

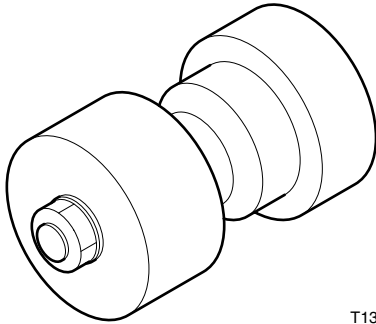


1329480

1

1329486

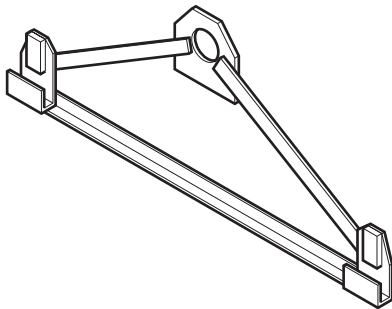
Ejector and pressing tools for cab suspension silent block



T1329486

1329487

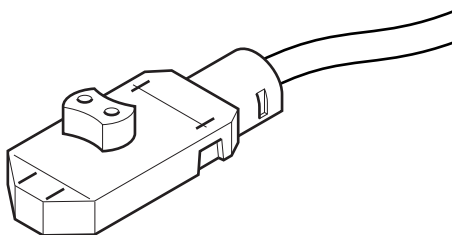
Lifting yoke, cab front



K101724

1329492

Spare plug for airbag and seat belt tensioner activation tool

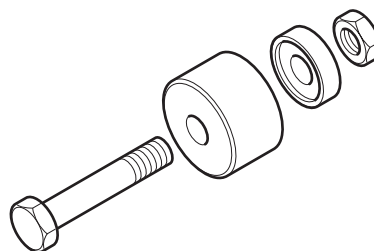


K101688

1453126

Pressing silent blocks

1



K101677

USE OF TABLE OF CONTENTS

At the beginning of every group there is a table of contents containing the following columns:

- DAF code number of the special tool
- relevant vehicle series
- relevant main components or systems
- page number of the figure

If a tool is used for a main component, system or vehicle series, this is indicated by a code in the column (1-2-3-R).

This code has the following meaning:

- 1 - tool for carrying out maintenance work and repair work resulting from it.
- 2 - tool for frequently recurring work.
- 3 - tool for less frequently recurring work.
- R - replacement part of a tool.

Note:

If a special tool does not occur in the relevant section, look in group 0 (General).
The special tool in question is then one that occurs in several groups.

DAF no.	BE	CE	CS	GG	GS	LS-LT	LT-LPG	NS	PE	PF	RG	RS	VF	WS	XE	XF	F45	F55	LF45	LF55
0499900			3														3	3		
0535077						3	3													
0535144						3	3	3												
0535551	3	3		3	3	3	3	3	3	3	3	3		3	3	3			3	3
0535594						3	3													
0535598						2	2		2					2	2	2				
0535606						3	3							3						
0535625				3	3	3	3	3	3	3	3	3	3	3	3	3				
0535629								R												
0535630						R	R							R	R	R				
0535631				R	R			R	R	R	R	R								
0535632				R	R	R	R	R	R	R	R	R	R	R	R	R				
0535633				R	R	R	R	R	R	R	R	R	R	R	R	R				
0535655						3		3												
0535684			2														2	2		
0535699				3	3				3	3	3	3								
0535755				R	R	R	R	R	R	R	R	R	R	R	R	R				
0535937				R	R	R	R	R	R	R	R	R	R	R	R	R				
0535987						3	3													
0694714						3	3													
0694795				2	2	2	2	2	2	2	2	2		2	2	2				
0694850					2							2		2						
0694889								3							3	3				
0694892						3	3													
0694899								3							3	3				
0694912				3	3	3	3	3	3	3	3	3	3	3	3	3				
0694914								2							2					
0694921				3	3	3	3				3	3			3					
0694923												3			3					
0694942			2														2	2		
0694952								3		3		3			3					
0694972					3	3		3	3	3		3			3	3	3			
0694982				3		3					3	3			3					
0694983				3		3		3			3	3			3					
0694984				3		3		3			3	3			3					
1240050													3							
1240052													3							
1240054													3							
1240073													R							
1240080	3	3											3						3	3
1240081	3	3											3						3	3
1240090													3							
1240115													3							
1240121													3							
1240122													3							
1240432				3	3	3	3	3			3	3								
1240442				1	1	1	1	1	1	1	1	1	1	1	1	1	1	1		
1240443				1	1	1	1	1	1	1	1	1	1	1	1	1				

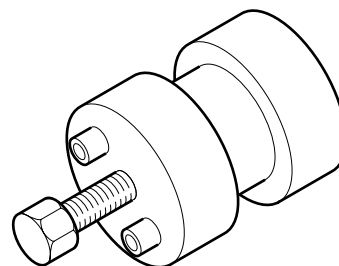
DAF no.	F65	F75	F85	65CF	75CF	85CF	CF65	CF75	CF85	F95	95XF	Page
0499900												52
0535077												52
0535144	3			3								52
0535551	3	3	3	3	3	3	3	3	3	3	3	52
0535594												53
0535598			2			2		2	2	2	2	53
0535606			3							3		53
0535625	3	3	3	3	3	3		3	3	3	3	53
0535629	R			R								54
0535630			R			R			R	R	R	54
0535631	R	R		R	R							54
0535632	R	R	R	R	R	R		R	R	R	R	54
0535633	R	R	R	R	R	R		R	R	R	R	55
0535655	3			3								55
0535684												55
0535699		3			3			3				55
0535755	R	R	R	R	R	R		R	R	R	R	56
0535937	R	R	R	R	R	R		R	R	R	R	56
0535987												56
0694714												56
0694795	2	2	2	2	2	2		2	2	2	2	57
0694850		2	2							2		57
0694889	3			3		3			3		3	57
0694892												57
0694899	3			3		3			3		3	58
0694912	3	3	3	3	3	3		3	3	3	3	58
0694914	2		2	2						2		58
0694921		3	3							3		58
0694923		3	3							3		59
0694942												59
0694952	3	3	3	3	3	3				3	3	59
0694972	3	3	3	3	3	3		3	3	3	3	59
0694982		3	3							3		60
0694983	3	3	3	3						3		60
0694984	3	3	3	3						3		60
1240050										3	3	60
1240052										3	3	61
1240054										3	3	61
1240073										R	R	61
1240080							3			3	3	61
1240081							3			3	3	62
1240090										3	3	62
1240115										3	3	62
1240121										3	3	62
1240122										3	3	63
1240432	3	3		3								63
1240442	1	1	1	1	1	1		1	1	1	1	63
1240443	1	1	1	1	1	1		1	1	1	1	63

DAF no.	BE	CE	CS	GG	GS	LS-LT	LT-LPG	NS	PE	PF	RG	RS	VF	WS	XE	XF	F45	F55	LF45	LF55
1240476									3	3		3								
1240477									3	3		3								
1310423								2												
1310424														2	2	2				
1310454													3							
1310456									3	3					3	3				
1329300			R		R	R		R	R	R		R		R	R	R	R	R		
1329301			3		3	3		3	3	3		3		3	3	3	3	3		
1329306								2	2	2					2	2				
1329307															3	3				
1329321															2	2				
1329368													3							
1329370				3							3									
1329382															3	3				
1329383															3	3				
1329384															3	3				
1329385															3	3				
1329386															3	3				
1329394						3	3							3						
1329395						3	3							3						
1329402				2	2				2	2	2	2								
1329420															3	3				
1329421									3	3					3					
1329423															3	3				
1329429									3	3					3	3				
1329430									3	3					3	3				
1329431									3	3										
1329436															3	3				
1329437															3	3				
1329445															3	3				
1329446									2	2		2								
1329455													3			3				
1329475	2	2																	2	2
1329477	3	3																	3	3
1329478	3	3																	3	3
1451997															3					
1453130	3	3																	3	3
1453131	3	3																	3	3
1453132	3	3																	3	3
1453139													3							
1453155				2	2				2	2	2	2		2	2	2				
1453156															3					
1453179	2	2																	2	2

DAF no.	F65	F75	F85	65CF	75CF	85CF	CF65	CF75	CF85	F95	95XF	Page
1240476		3			3			3				64
1240477		3			3			3				64
1310423	2			2								64
1310424			2			2			2	2	2	64
1310454										3	3	65
1310456					3	3		3	3	3	3	65
1329300	R	R	R	R	R	R		R	R	R	R	65
1329301	3	3	3	3	3	3		3	3	3	3	65
1329306	2			2	2	2		2	2		2	66
1329307						3			3		3	66
1329321						2			2		2	66
1329368										3	3	66
1329370												67
1329382						3			3		3	67
1329383						3			3		3	67
1329384						3			3		3	67
1329385						3			3		3	68
1329386						3			3		3	68
1329394			3							3		68
1329395			3							3		68
1329402		2			2			2				69
1329420						3			3		3	69
1329421					3	3		3	3		3	69
1329423						3			3		3	69
1329429					3	3		3	3		3	70
1329430					3	3		3	3		3	70
1329431					3			3				70
1329436						3			3		3	70
1329437						3			3		3	71
1329445						3			3		3	71
1329446		2			2			2				71
1329455						3				3	3	71
1329475							2					72
1329477							3					72
1329478							3					72
1451997									3		3	72
1453130							3					73
1453131							3					73
1453132							3					73
1453139										3	3	73
1453155		2	2		2	2		2	2	2	2	74
1453156									3		3	74
1453179							2					74

0499900

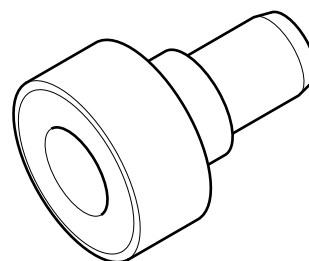
Puller for removing fuel pump drive sprocket



0499900

0535077


Adapter for crankshaft gear puller / vibration damper driving tool (i.c.w. 0535144 or 0535987)



0535077

0535144


Puller for removing camshaft gear



0535144

0535551

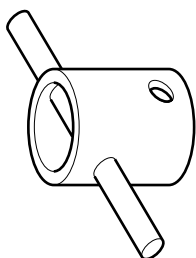
Oil pressure gauge



0535551

0535594

Camshaft bearing thrust plate centring sleeve

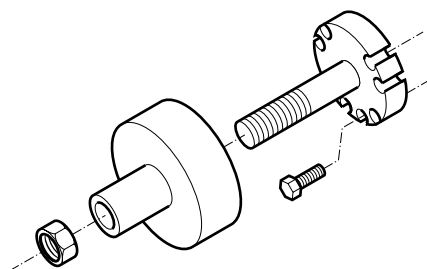


0535594

2

0535598

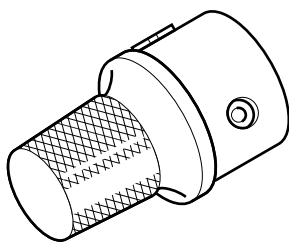
Press for fitting rear crankshaft seal



0535598

0535606

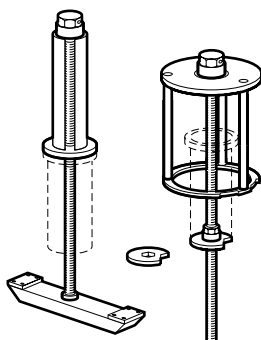
Camshaft bearing driving tool



0535606

0535625

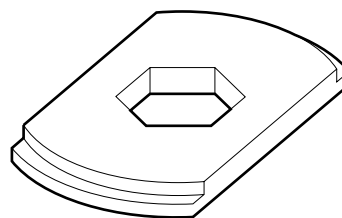
Cylinder lining puller



T0535625

0535629

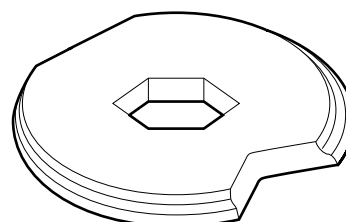
Plate (part of 0535625)



0535629

0535630

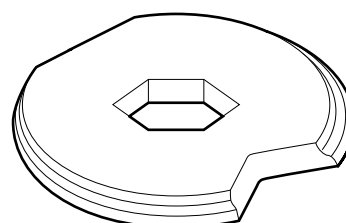
Plate (part of 0535625)



0535630

0535631

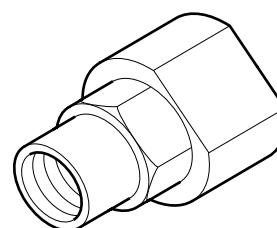
Plate (part of 0535625)



0535631

0535632

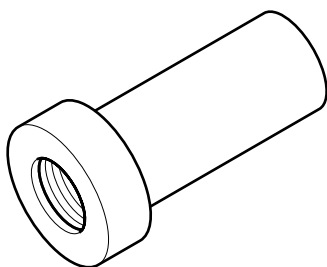
Threaded spindle nut (part of 0535625)



0535632

0535633

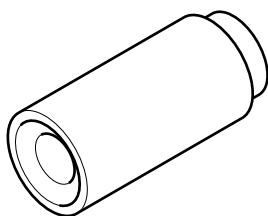
Threaded spindle nut (part of 0535625)



0535633

2**0535655**

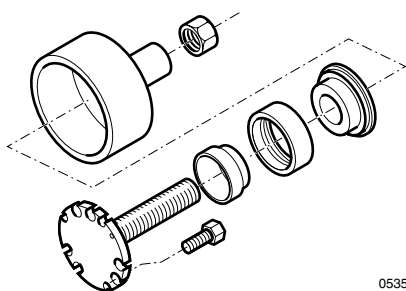
Water pump seal driving tool



0535655

0535684

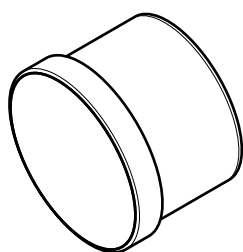
Press for fitting rear crankshaft seal



0535684

0535699

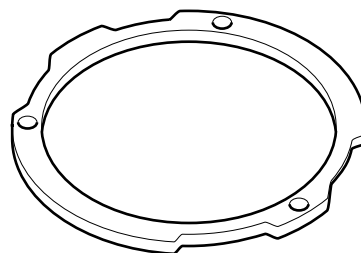
Camshaft bearing driving tool



0535699

0535755

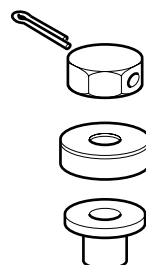
Plate (part of 0535625)



0535755

0535937

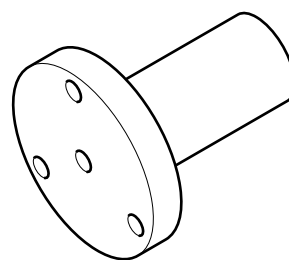
Bearing set (part of 0535625)



0535937

0535987

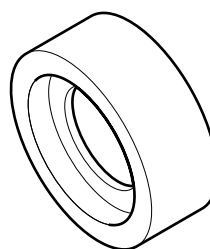
Vibration damper driving tool (i.c.w. 0535077)



0535987

0694714

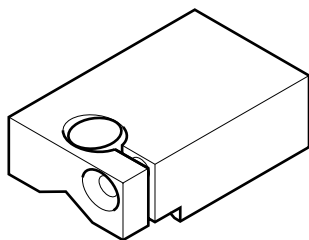
Press for fitting front crankshaft seal



0694714

0694795

Cylinder lining height gauge block

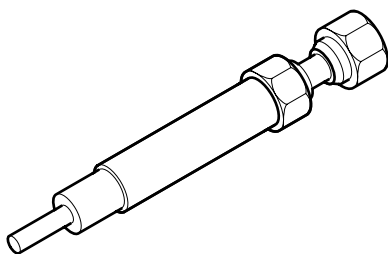


0694795

2

0694850

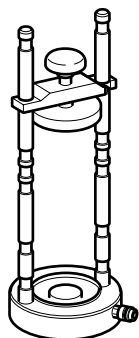
Dummy injector (i.c.w. 1329301)



0694850

0694889

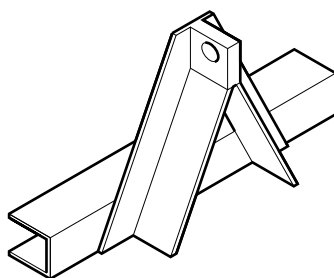
Oil cooler pressure-test tool



T0694889

0694892


Hoisting tool for removing and installing cylinder head



0694892

0694899

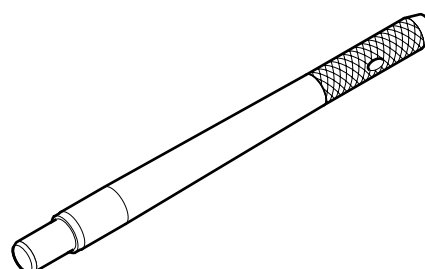
Press for fitting rear crankshaft seal



0694899

0694912

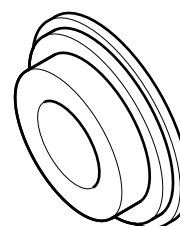
Guide pin for positioning cylinder head



0694912

0694914


Front crankshaft seal installer



0694914

0694921

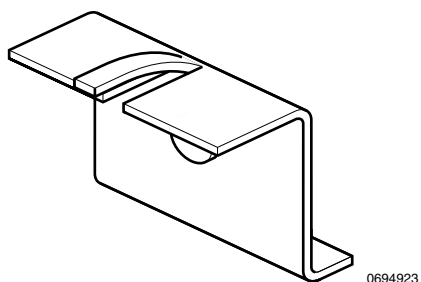
Thermostat housing seal driving tool



0694921

0694923

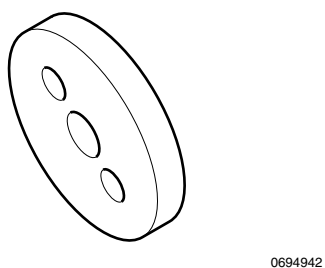
Bracket for removing expansion tank



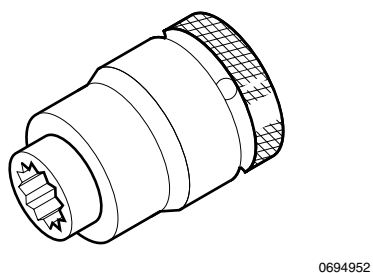
2

0694942

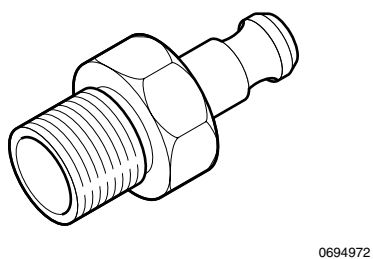
Press for fitting front crankshaft seal

**0694952**

Socket for connecting rod bearing cap bolts

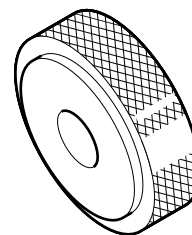
**0694972**

Compression tester adapter (i.c.w. 1329301)



0694982

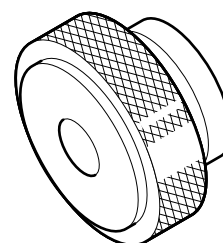
Water pump bearing driving tool



0694982

0694983


Water pump bearing driving tool



0694983

0694984


Water pump seal driving tool



0694984

1240050

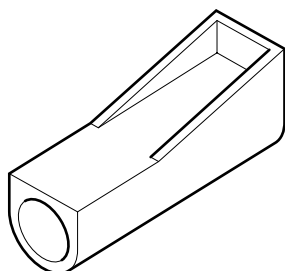
Cylinder lining installer



1240050

1240052

Cylinder lining clamping piece

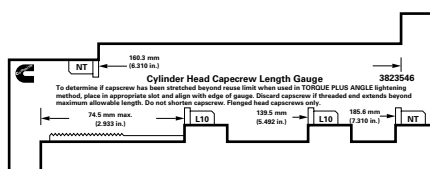


1240052

2

1240054

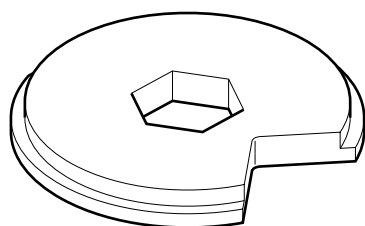
Cylinder head bolt length gauge



1240054

1240073

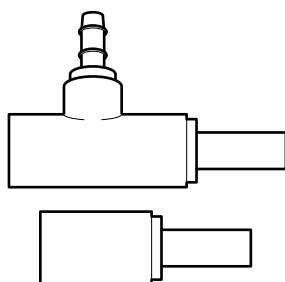
Plate (part of 0535625)



1240073

1240080

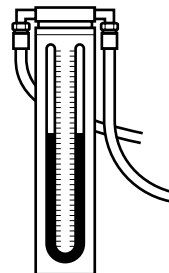
Oil sump pressure inspection tool (i.c.w. 1240081)



1240080

1240081

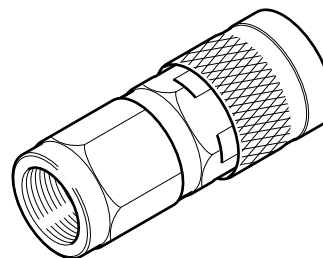
Oil sump pressure gauge (i.c.w. 1240080)



1240081

1240090

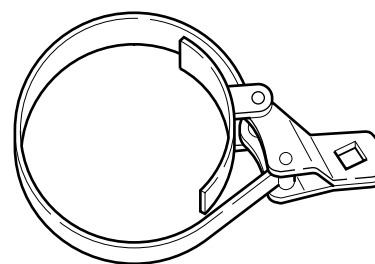
Quick-release coupling for measuring fuel overpressure/fuel supply underpressure/engine oil pressure



1240090

1240115

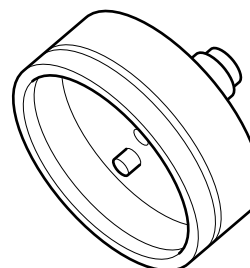
Oil filter wrench



1240115

1240121

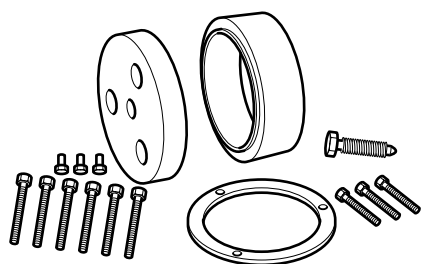
Press for fitting rear crankshaft seal



1240121

1240122

Press for fitting front crankshaft seal

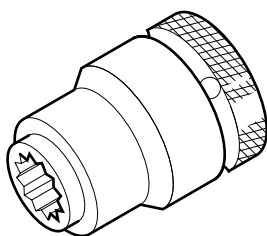


1240122

2

1240432

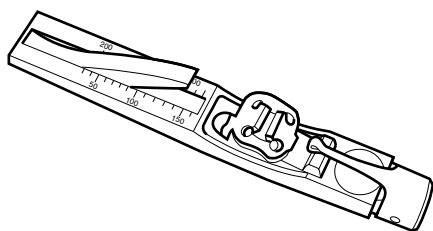
Socket for connecting rod bearing cap bolts



1240432

1240442

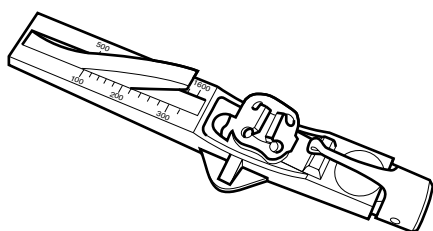
Kriket I belt tension gauge (250-700 N)



1240442

1240443

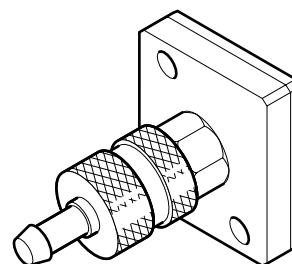
Kriket II belt tension gauge (450-1500N)



1240443

1240476

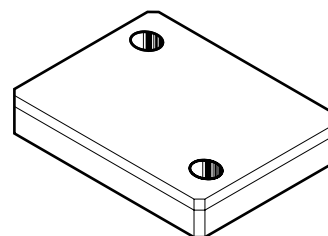
Oil cooler pressure-test plate



1240476

1240477

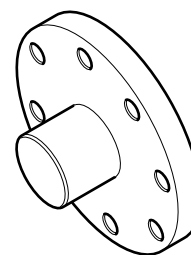
Cover plate for pressure-testing oil cooler



1240477

1310423

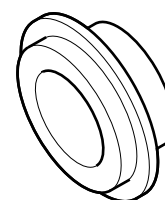
Puller for removing vibration damper



1310423

1310424

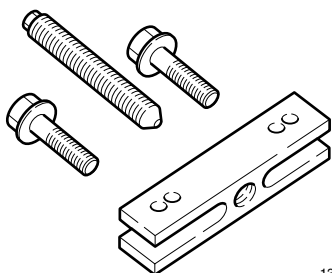
Front crankshaft seal installer



1310424

1310454

Pulley remover




1310454

2

1310456

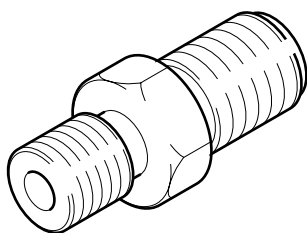
Thermostat seat/thermostat seal installer



1310456

1329300

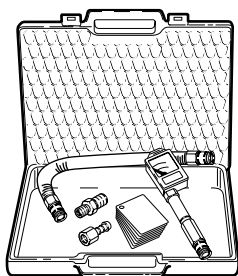
Adapter for dummy injector/compression gauge (part of 1329301)



1329300

1329301

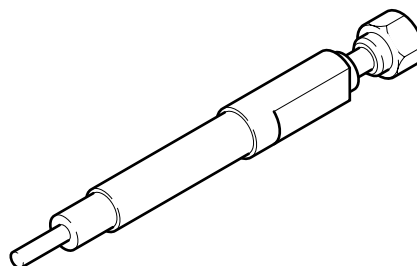
Engine compression tester



1329301

1329306


Dummy injector



1329306

1329307

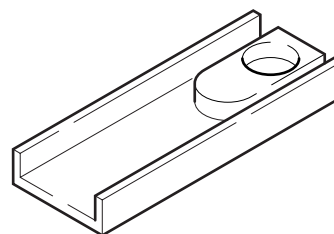
Adapter for oil cooler pressure-testing tool (i.c.w. 0694889)



1329307

1329321

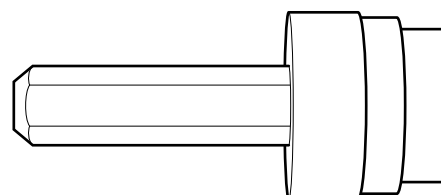
DEB spring positioner



1329321

1329368

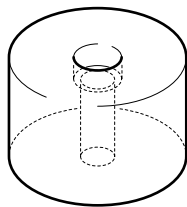
Thermostat seal driving tool



1329368

1329370

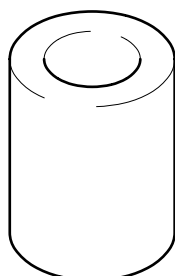
Valve stem seal driving tool



1329370

1329382

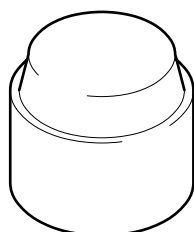
Pressure punch for fitting 1st bearing on fan drive shaft



1329382

1329383

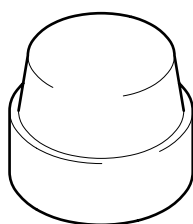
Pressure punch for fitting 1st bearing ring in fan drive bearing housing



1329383

1329384

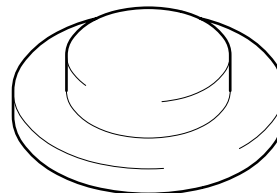
Pressure punch for fitting 2nd bearing ring in fan drive bearing housing



1329384

1329385

Driving tool for fitting oil seal in fan drive bearing housing



1329385

1329386

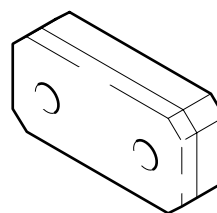
Pressure punch for fitting 2nd bearing on fan drive shaft



1329386

1329394

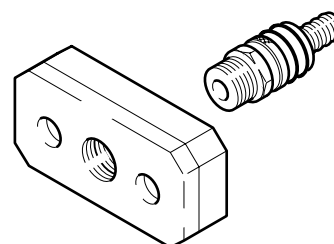
Oil cooler pressure-test plate



1329394

1329395

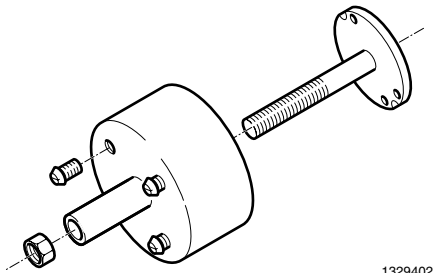
Oil cooler pressure-test plate



1329395

1329402

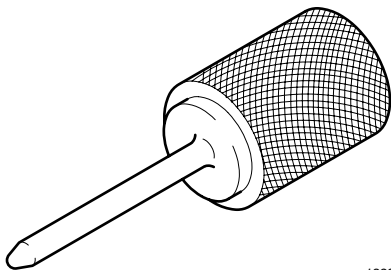
Press for fitting rear crankshaft seal



1329402

1329420

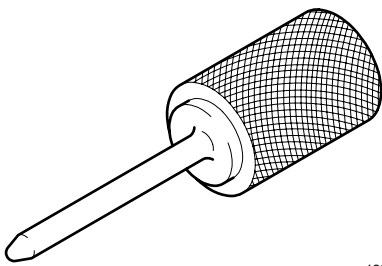
Valve seat pressure punch



1329420

1329421

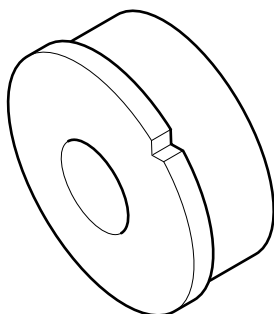
Valve seat pressure punch



1329421

1329423

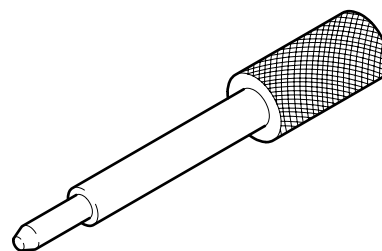
Disassembly of camshaft bearings



M201372

1329429

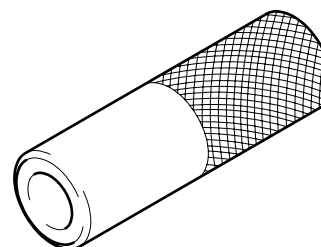
Valve guide press-out tool



1329429

1329430

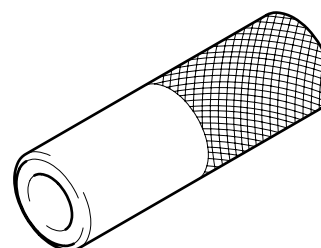
Exhaust valve guide die set



1329430

1329431

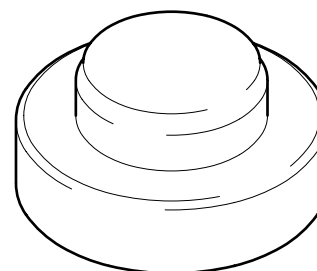
Inlet valve guide die set



1329431

1329436

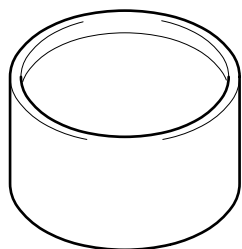
Upspeed fan bearing installer



1329436

1329437

Upspeed fan bearing installer

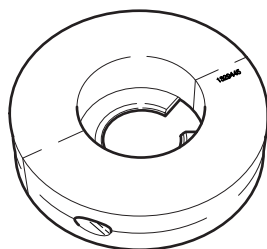


1329437

2

1329445

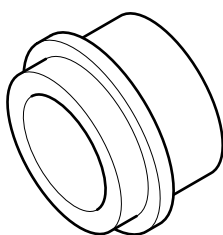
Fan drive gear wheel pressing tool



1329445

1329446

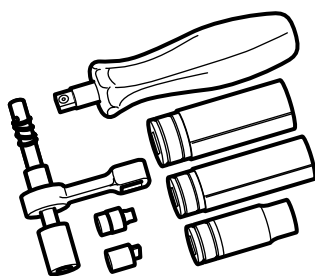
Front crankshaft seal installer



1329446

1329455

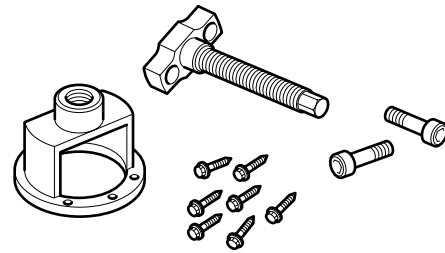
Torque wrench adapter set for inlet and exhaust valves



1329455

1329475

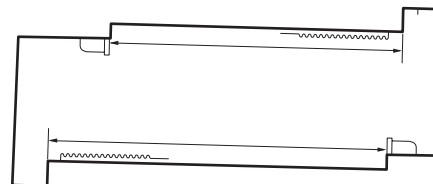
Assembly punch, rear crankshaft seal



1329475

1329477

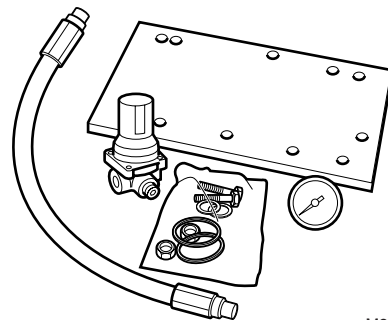
Cylinder head bolt length gauge



1329477

1329478

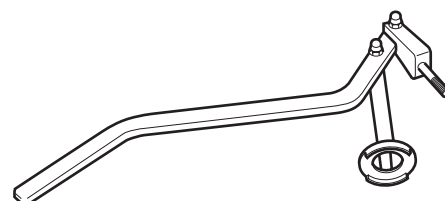
Oil cooler adapter plate for leakage test



M201373

1451997


Disassembly of valve spring



M201374

1453130

Valve spring press

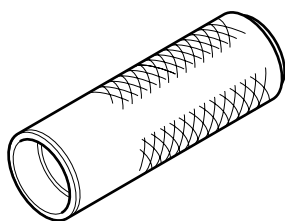


M201380

2

1453131

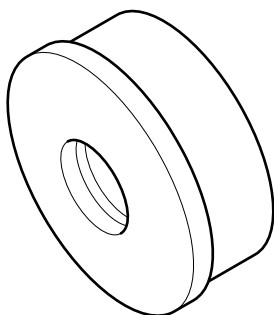
Valve stem seal punch



M201381

1453132

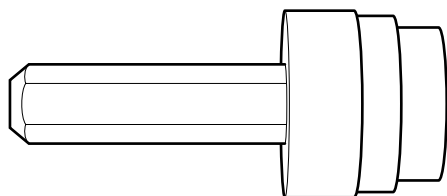
Camshaft bearing bush punch



M201375

1453139

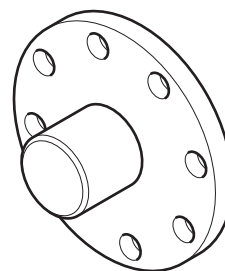
Thermostat seal punch



1329368

1453155

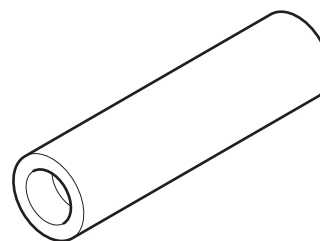
Vibration damper puller



M201376

1453156

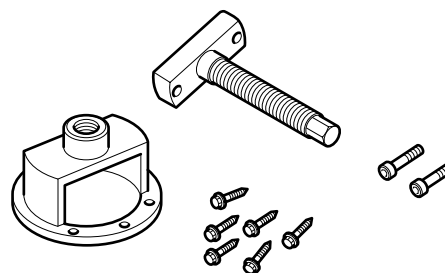
Valve stem seal punch



M201377

1453179

Assembly punch, front crankshaft seal



1329474

USE OF TABLE OF CONTENTS

At the beginning of every group there is a table of contents containing the following columns:

- DAF code number of the special tool
- relevant vehicle series
- relevant main components or systems
- page number of the figure

If a tool is used for a main component, system or vehicle series, this is indicated by a code in the column (1-2-3-R).

This code has the following meaning:

- 1 - tool for carrying out maintenance work and repair work resulting from it.
- 2 - tool for frequently recurring work.
- 3 - tool for less frequently recurring work.
- R - replacement part of a tool.

Note:

If a special tool does not occur in the relevant section, look in group 0 (General).
The special tool in question is then one that occurs in several groups.

Explanations of the abbreviations used in the tables are:

A_1000/2000	Allison 1000/2000
TS12612	Twin Splitter 12612
E.PTO	Version with power take-off
HGS	Gearbox with Hydraulic Gear Shift
Voith-ret.	Version with Voith retarder

3

DAF no.	16S109	16S150	16S151	16S181	16S220	16S221	6S850	8S109	8S150	8S151	8S181	9S109	9S75	A_1000	A_2000	Eaton 6109	Eaton 6309	MD3060P	MD3066P	MD3560P	S5 42	S6 36	TS12612	Motor PTO	AS Tronic
0192536																						3	3		
0192537																							3		
0192538												3	3										3		
0192539																							3		
0192540																							3		
0192541												3	3										3		
0192542																							3		
0192544												3	3										3		
0192545																							3		
0192546																							3		
0192547																							3		
0192548			3			3				3		3	3										3		
0484966													3			3	3						3	3	
0484978							1																1	1	
0485063							1																		
0485099							3																	3	
0535409							3																	3	
0535410	3						3	3				3	3										3	3	
0535423	3							3				3	3												
0535659	3	3	3	3	3	3	3	3	3	3	3	3	3										3	3	
0535662	3	3	3		3	3		3		3		3	3										3	3	
0535703		3	3	3		3			3	3	3														
0535788												3	3												
0535790												3	3										3		
0535793	3	3	3		3	3		3		3		3	3										3		
0535817												3	3										3		
0535898																								3	
0535928												1	1												
0535932		3	3		3	3				3															
0694720	3							3				3													
0694770	3	3	3		3	3		3		3		3	3												
0694771		3	3		3					3															
0694779		3	3		3	3				3															
0694780		1	1	1		1			1	1	1														
0694793		3			3	3																			
0694796			3			3				3		3	3												
0694798	3	3	3		3	3		3		3		3													
0694814												3	3											3	
0694815													3			3								3	
0694816							1																1	1	
0694817							3																	3	
0694818	3						3	3				3	3											3	
0694819																								3	
0694858																								3	
0694903		3	3			3				3															
0694990																									
0694991																									
0694992																									
0694993																									
0694994			3																						
0694995			3																						
0694996			3																						

DAF no.	HGS	Voith ret	ZF intarder	F45	F55	LF45	LF55	F65	F75	F85	65CF	75CF	85CF	CF65	CF75	CF85	F95	95XF	XF95	Page		
0192536				3	3	3		3			3										82	
0192537				3		3																82
0192538				3		3		3	3	3	3	3	3									82
0192539				3		3																82
0192540				3		3																83
0192541				3		3		3	3		3	3			3							83
0192542				3		3																83
0192544				3		3		3	3		3	3			3							83
0192545				3		3																84
0192546				3		3																84
0192547				3		3																84
0192548				3		3		3	3	3	3	3	3		3	3	3	3	3	3		84
0484966				3	3	3	3	3			3											85
0484978				1	1	1	1	1			1			1								85
0485063						1	1				1			1								85
0485099				3	3			3			3											85
0535409				3	3	3	3	3			3			3								86
0535410				3		3	3	3	3		3	3			3							86
0535423								3	3		3	3			3							86
0535659				3	3	3	3	3	3	3	3	3	3	3	3	3	3	3	3	3	3	86
0535662				3	3	3		3	3	3	3	3	3		3	3	3	3	3	3	3	87
0535703									3	3		3	3		3	3	3	3	3	3	3	87
0535788				3	3			3	3		3	3			3							87
0535790				3		3		3	3		3	3			3							87
0535793				3	3	3		3	3	3	3	3	3		3	3	3	3	3	3	3	88
0535817				3		3		3	3		3	3			3							88
0535898										3			3				3					88
0535928								1	1		1	1			1							88
0535932									3	3		3	3		3	3	3	3	3	3	3	89
0694720									3			3			3							89
0694770				3	3			3	3	3	3	3	3		3	3	3	3	3	3	3	89
0694771									3	3		3	3		3	3	3	3	3	3	3	89
0694779									3	3		3	3		3	3	3	3	3	3	3	90
0694780									1	1		1	1		1	1	1	1	1	1	1	90
0694793									3	3		3	3		3	3	3	3	3	3	3	90
0694796				3	3			3	3	3	3	3	3		3	3	3	3	3	3	3	90
0694798									3	3		3	3		3	3	3	3	3	3	3	91
0694814				3	3			3	3		3	3			3							91
0694815				3	3			3	3		3	3			3							91
0694816				1	1	1	1	1			1			1								91
0694817				3	3	3	3	3			3			3								92
0694818				3	3	3	3	3	3		3	3		3	3							92
0694819				3	3			3			3											92
0694858				3	3			3			3											92
0694903			3						3	3		3	3		3	3	3	3	3	3	3	93
0694990	3								3	3		3	3				3	3				93
0694991	3								3	3							3	3				93
0694992	3								3	3		3	3				3	3				93
0694993	3								3	3		3	3				3	3				94
0694994	3								3	3		3	3		3	3	3	3	3	3	3	94
0694995	3								3	3		3	3		3	3	3	3	3			94
0694996	3								3	3		3	3		3	3	3	3	3			94

3

DAF no.	16S109	16S150	16S151	16S181	16S220	16S221	6S850	8S109	8S150	8S151	8S181	9S109	9S75	A_1000	A_2000	Eaton 6109	Eaton 6309	MD3060P	MD3066P	MD3560P	S5 42	S6 36	TS12612	Motor PTO	AS Tronic
0694997																									
1240037														3	3			3	3	3					
1240038																							3		
1240039																							3		
1240040																							3		
1240082																									
1240083																									
1240099												3	3												
1240100												3	3												
1240116																									
1240410			3			3				3															
1240412			3			3				3															
1240413			3			3				3															
1240414			3			3				3															
1240424			3			3				3															
1240425			3			3				3															
1240426													1												
1240428			3			3				3		3	3												
1240460			1	1		1				1	1														
1240466			3			3				3															
1240469			3			3				3															
1240470			3			3				3															
1240473			3			3				3															
1240474			3			3				3															
1240482	3		3			3		3		3		3	3												
1240483	1							1				1													
1240486	3							3				3													
1240491	1							1				1													
1240497																						3			
1240498																						3			
1310459																									
1310460																									
1310461																									
1310462																									
1310463																									
1310464																									
1310465																									
1310466																									
1310467																									
1310468																									
1310469																									
1310496																									
1310497																									
1310498																									
1310499																									
1329341																								R	
1329342																								R	
1329343																								3	
1329347			3	3		3																			
1329351																	3	3							
1329352																	3	3							
1329353																	3	3							

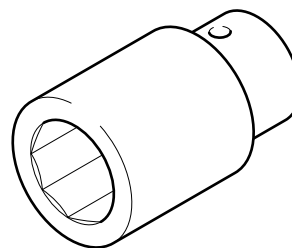
DAF no.	HGS	Voith ret	ZF intarder	F45	F55	LF45	LF55	F65	F75	F85	65CF	75CF	85CF	CF65	CF75	CF85	F95	95XF	XF95	Page
0694997		3							3	3		3	3				3	3		95
1240037				3	3	3	3	3	3		3	3		3	3					95
1240038										3			3				3			95
1240039										3			3				3			95
1240040										3			3				3			96
1240082								3	3	3	3	3	3				3	3		96
1240083									3	3		3	3				3	3		96
1240099				3	3			3	3		3	3			3					96
1240100				3	3			3	3		3	3			3					97
1240116	3																3	3		97
1240410									3	3		3	3		3	3	3	3	3	97
1240412									3	3		3	3		3	3	3	3	3	97
1240413									3	3		3	3		3	3	3	3	3	98
1240414									3	3		3	3		3	3	3	3	3	98
1240424									3	3		3	3		3	3	3	3	3	98
1240425									3	3		3	3		3	3	3	3	3	98
1240426				1	1			1	1		1	1								99
1240428				3	3			3	3	3	3	3	3	3	3	3	3	3	3	99
1240460									1	1		1	1		1	1	1	1	1	99
1240466									3	3		3	3		3	3	3	3	3	99
1240469									3	3		3	3		3	3	3	3	3	100
1240470									3	3		3	3		3	3	3	3	3	100
1240473									3	3		3	3		3	3	3	3	3	100
1240474									3	3		3	3		3	3	3	3	3	100
1240482								3	3	3	3	3	3		3	3	3	3	3	101
1240483									1	1		1	1		1	1				101
1240486									3	3		3	3		3	3				101
1240491									1	1		1	1		1	1				101
1240497				3		3														102
1240498				3		3														102
1310459			3						3	3		3	3				3	3		102
1310460			3						3	3		3	3				3	3		102
1310461			3						3	3		3	3				3	3		103
1310462			3						3	3		3	3				3	3		103
1310463			3						3	3		3	3				3	3		103
1310464			3						3	3		3	3				3	3		103
1310465			3						3	3		3	3				3	3		104
1310466			3						3	3		3	3				3	3		104
1310467			3						3	3		3	3				3	3		104
1310468			3						3	3		3	3				3	3		104
1310469			3						3	3		3	3				3	3		105
1310496			3						3	3		3	3				3	3		105
1310497			3						3	3		3	3				3	3		105
1310498			3						3	3		3	3				3	3		105
1310499			3						3	3		3	3				3	3		106
1329341									R	R		R	R		R	R	R	R	R	106
1329342									R	R		R	R		R	R	R	R	R	106
1329343									3	3		3	3		3	3	3	3	3	106
1329347																		3	3	107
1329351				3	3	3	3							3						107
1329352				3	3	3	3							3						107
1329353				3	3	3	3							3						107

DAF no.	16S109	16S150	16S151	16S181	16S220	16S221	6S850	8S109	8S150	8S151	8S181	9S109	9S75	A_1000	A_2000	Eaton 6109	Eaton 6309	MD3060P	MD3066P	MD3560P	S5 42	S6 36	TS12612	Motor PTO	AS Tronic	
1329354																3	3									
1329355																3	3									
1329356																3	3									
1329358																3	3									
1329359																3	3									
1329360																3	3									
1329361																3	3									
1329363																3	3									
1329364																										
1329442			3			3				3																
1329449			3	3		3																				
1329450			3	3		3				3	3															
1329452																							3			
1329488							3									3	3				3					
1451984																	3									
1451985																	3									
1451986																	3									
1451987																	3									
1451988																	3									
1451989																	3									
1451990																	3									
1451991																	3									
1451992														3	3											
1453124														3	3											
1453125														3	3											
1453138																										2
1453143							2										2				2					
1453145																										1
1453148																										1
1453154																										1

DAF no.	HGS	Voith ret	ZF intarder	F45	F55	LF45	LF55	F65	F75	F85	65CF	75CF	85CF	CF65	CF75	CF85	F95	95XF	XF95	Page
1329354				3	3	3	3							3						108
1329355				3	3	3	3							3						108
1329356				3	3	3	3							3						108
1329358				3	3	3	3							3						108
1329359				3	3	3	3							3						109
1329360				3	3	3	3							3						109
1329361				3	3	3	3							3						109
1329363				3	3	3	3							3						109
1329364								1	1	1	1	1	1				1	1		110
1329442									3	3		3	3		3	3	3	3	3	110
1329449									3	3		3	3		3	3	3	3	3	110
1329450									3	3		3	3		3	3	3	3	3	110
1329452				3	3			3			3									111
1329488						3	3													111
1451984						3	3							3						111
1451985						3	3							3						111
1451986						3	3							3						112
1451987						3	3							3						112
1451988						3	3							3						112
1451989						3	3							3						112
1451990						3	3							3						113
1451991						3	3							3						113
1451992						3														113
1453124						3														113
1453125						3														114
1453138															2	2			2	114
1453143						2	2													114
1453145															1	1			1	114
1453148															1	1			1	115
1453154															1	1			1	115

0192536

Octagonal socket for reversing light switch

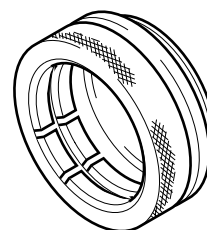


0192536

3

0192537

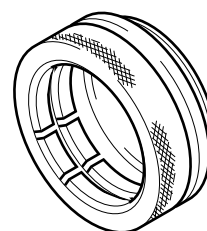
Gripper for input and output shaft bearings (i.c.w. 0535662)



0192537

0192538

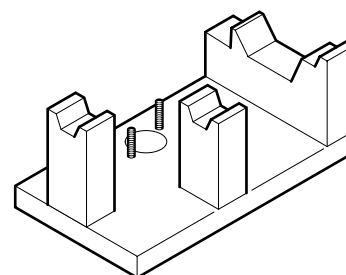
Gripping piece for auxiliary shaft bearings (i.c.w. 0535662)



0192538

0192539

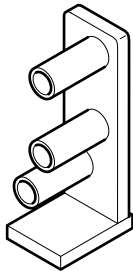
Demounting/mounting jig for main shaft/secondary shaft



0192539

0192540

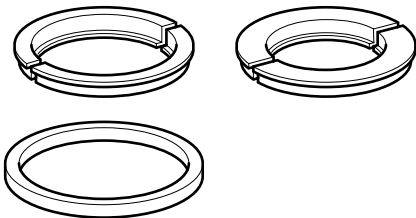
Demounting/mounting jig for main shaft/secondary shaft



0192540

0192541

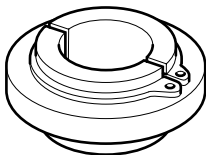
Synchronisation body puller for demounting main shaft



0192541

0192542

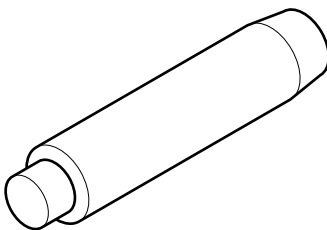
Puller for main shaft tapered roller bearing



0192542

0192544

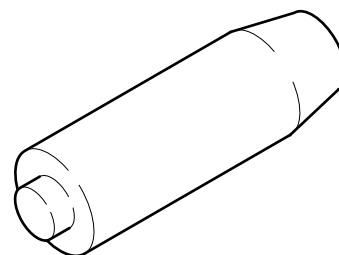
Driving tool for mounting ball joint cover in gearbox housing



0192544

0192545

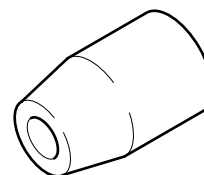
Driving tool for fitting bearing bush in selector housing



0192545

3**0192546**

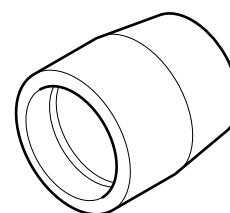
Selector shaft guide sleeve



0192546

0192547

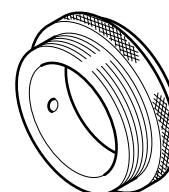
Secondary shaft guide sleeve, 3rd/4th gear



0192547

0192548

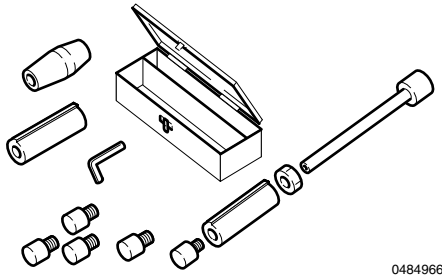
Adapter for M65x2 (i.c.w. 0535662)



0192548

0484966

Centring pin for clutch plate/clutch release assembly




0484966

3

0484978

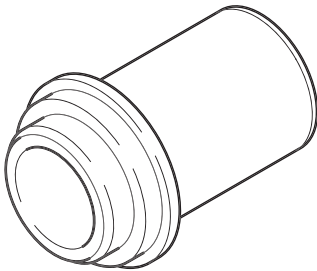
Puller, output shaft flange



0484978

0485063

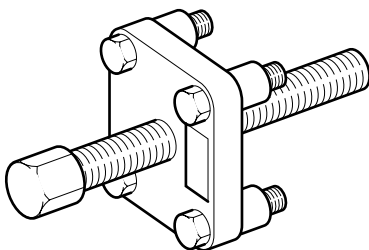
Oil seal punch, gearbox output shaft



V300890

0485099

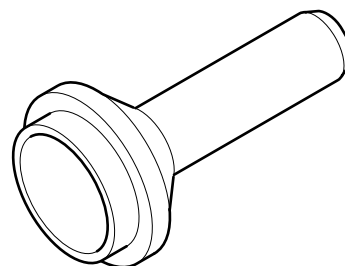
Puller, output shaft forked coupling



0485099

0535409

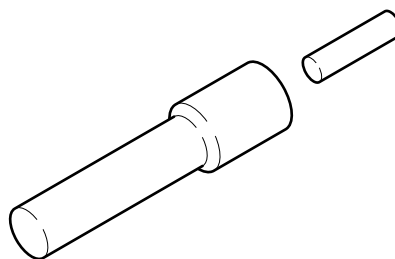
Input shaft seal driving tool



0535409

0535410

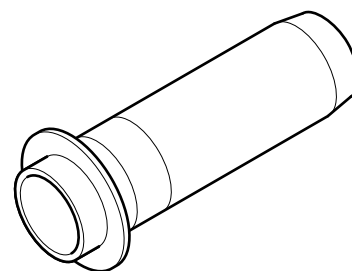
Odometer connecting piece seal driving tool



0535410

0535423

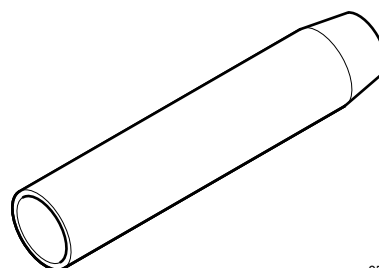
Gearbox front cover seal driving tool



0535423

0535659

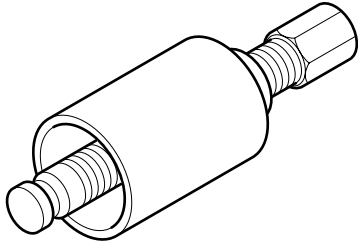
Selector shaft seal and dust seal driving tool



0535659

0535662

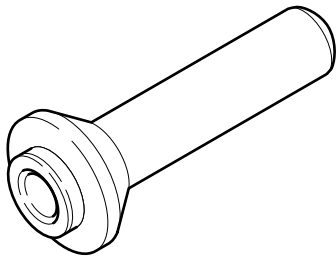
Puller, basic tool (i.c.w. various extensions/adapters/
bearing grippers)



0535662

0535703

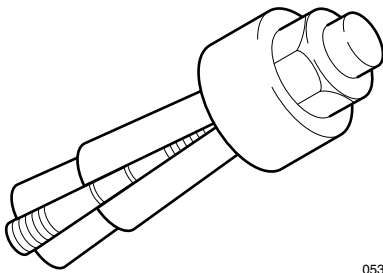
Gearbox front cover oil seal installer



0535703

0535788

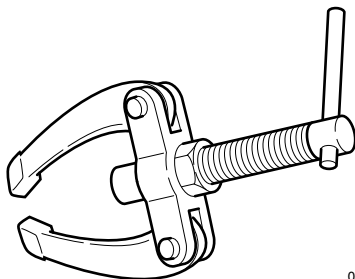
Puller for removing bearing bush



0535788

0535790

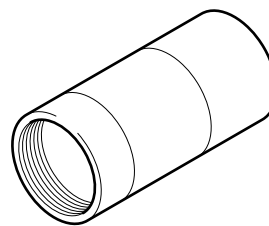
Counter-puller (i.c.w. 0535817)



0535790

0535793

Extension for M65x2 (i.c.w. 0535662)

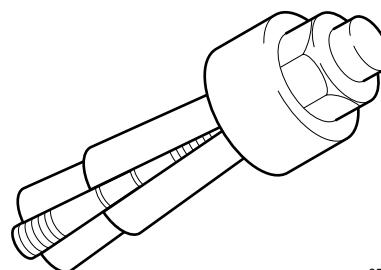


0535793

3

0535817


Puller for removing gearbox housing ball joint cover (i.c.w. 0535790)



0535817

0535898

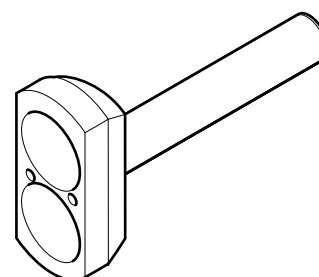
Output shaft seal driving tool



0535898

0535928

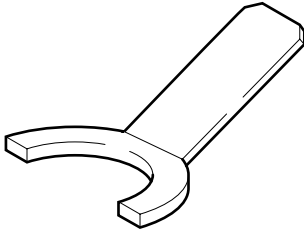
Driving tool for fitting lock plate on output shaft flange bolts



0535928

0535932

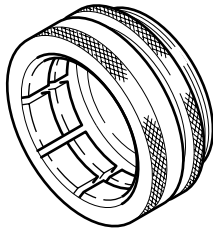
Ring holder for mounting input shaft axial ring



0535932

0694720

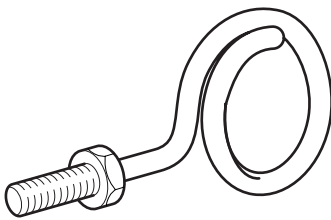
Gripper for demounting auxiliary shaft tapered roller bearing on output side (i.c.w. 0535662)



0694720

0694770

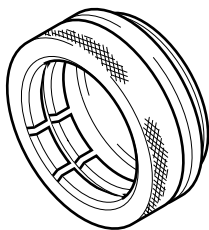
M12 lifting eye for demounting/mounting intermediate shaft/auxiliary gearbox housing



0694770

0694771

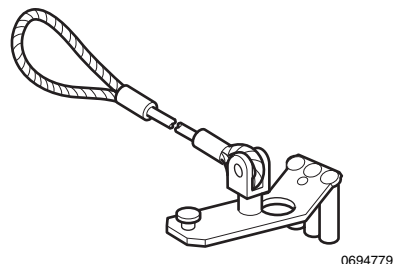
Gripper for demounting auxiliary shaft bearing (i.c.w. 0535662)



0694771

0694779

Hoisting tool for mounting/demounting selector shaft and auxiliary shaft (i.c.w. 12400410/1240414/1240413)




0694779

3

0694780

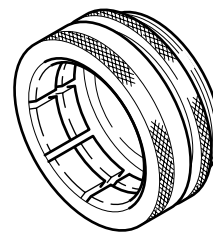
Output shaft oil seal installer (i.c.w. 1310466)



0694780

0694793

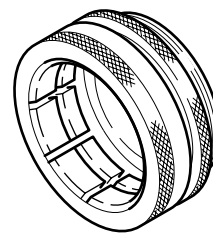
Gripper for demounting secondary shaft bearing (i.c.w. 0535662)



0694793

0694796

Gripper for demounting auxiliary shaft tapered roller bearing (i.c.w. 0192548/0535793/0535662)



0694796

0694798

Lifting eye for demounting/mounting main shaft

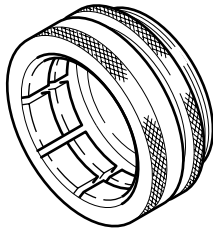


0694798

3

0694814

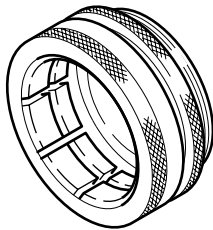
Gripper for demounting intermediate shaft tapered roller bearing (i.c.w. 0535662)



0694814

0694815

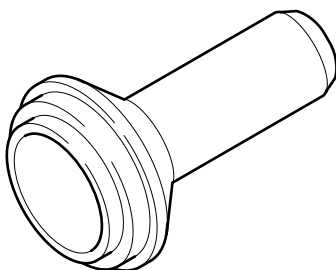
Gripper for demounting intermediate shaft tapered roller bearing



0694815

0694816

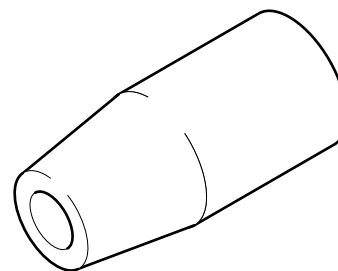
Installer for oil seal (60 x 74), output shaft



0694816

0694817

Protective sleeve for mounting oil seal and selector shaft scraper ring

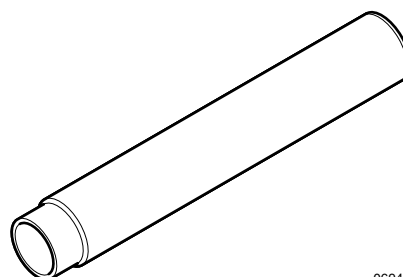


0694817

3

0694818


Driving tool for removing and fitting selector housing bearing



0694818

0694819

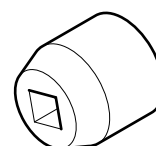
Lifting plate, auxiliary and main shafts



0694819

0694858

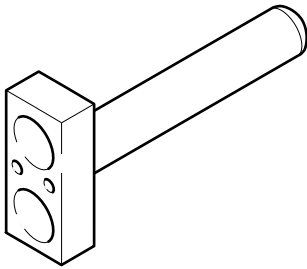
Adapter, oil pump drive cam puller (i.c.w. 0535662)



0694858

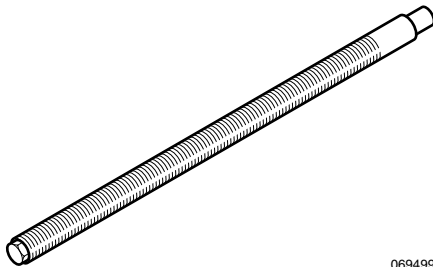
0694903

Output shaft lock plate driving tool



0694903

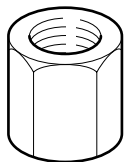
3

0694990Threaded spindle for fitting Voith retarder on gearbox
output shaft (i.c.w. 0694992)

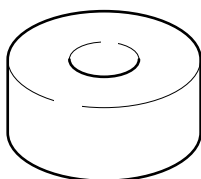
0694990

0694991

Voith retarder valve threaded spindle nut



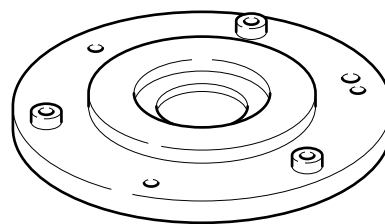
0694991

0694992Thrust bearing for fitting Voith retarder to gearbox (i.c.w.
0694990)

0694992

0694993

Voith retarder demounting/mounting plate

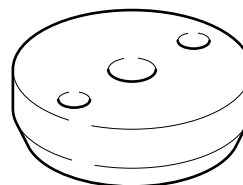


0694993

3

0694994

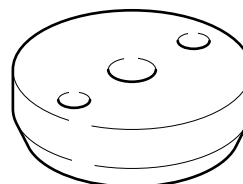
Retarder centring plate



0694994

0694995

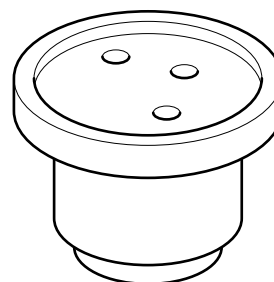
Retarder centring plate



0694995

0694996

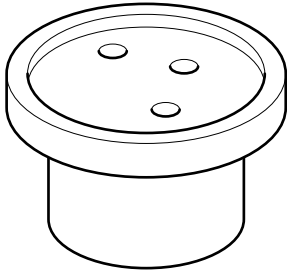
Retarder positioning tool



0694996

0694997

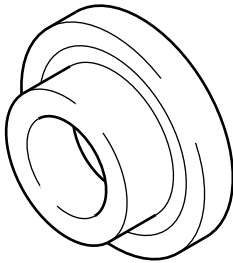
Retarder positioning tool



0694997

1240037

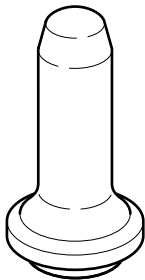
Output shaft seal driving tool



1240037

1240038

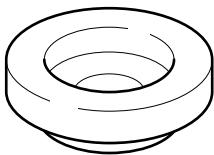
Gearbox front cover seal driving tool



1240038

1240039

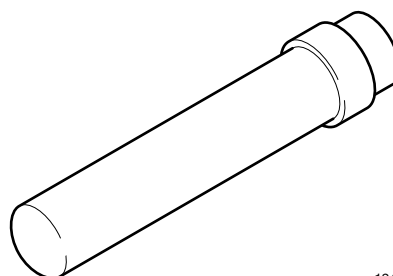
Adapter for gearbox front cover oil seal (i.c.w. 1240038)



1240039

1240040

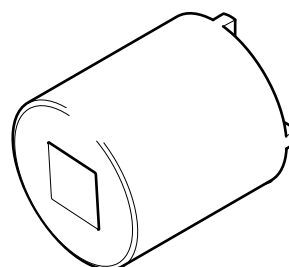
Selector shaft seal driving tool



1240040

1240082

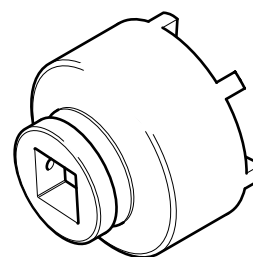
Prop shaft socket wrench, M40



1240082

1240083

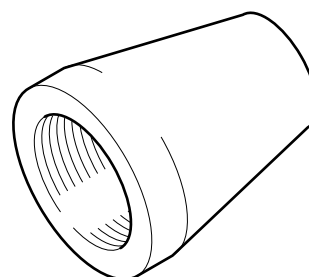
Prop shaft socket wrench, M55 (FAD only)



1240083

1240099

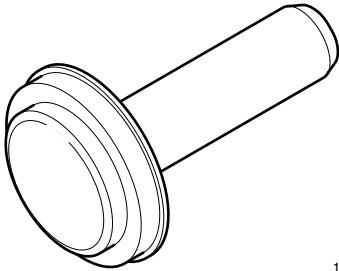
Input shaft oil seal guide sleeve



1240099

1240100

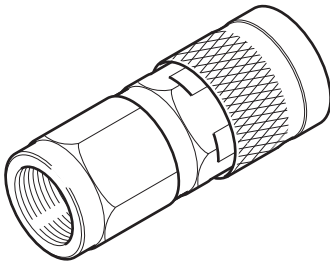
Input shaft seal driving tool



1240100

1240116

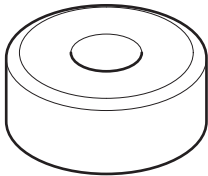
Quick-release coupling for bleeding HGS gearbox



V300891

1240410

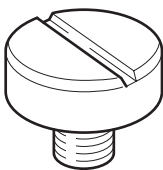
Shim for mounting/demounting selector shaft and auxiliary shaft (i.c.w. 0694779)



1240410

1240412

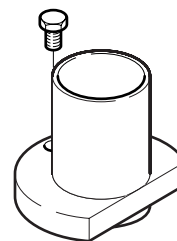
Bolt (i.c.w. 1240470)



1240412

1240413

Centring sleeve for mounting/demounting selector shaft and auxiliary shaft (i.c.w. 0694779)

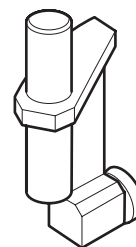


1240413

3

1240414

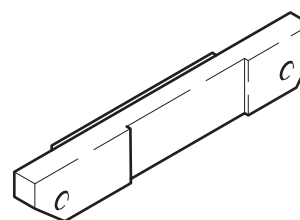
Holder for mounting/demounting selector shaft and auxiliary shaft (i.c.w. 0694779)



1240414

1240424

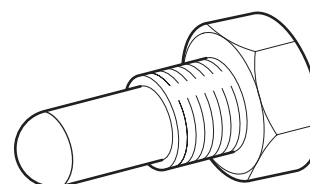
Assembly valve cylinder adjusting and pressure-testing tool



1240424

1240425

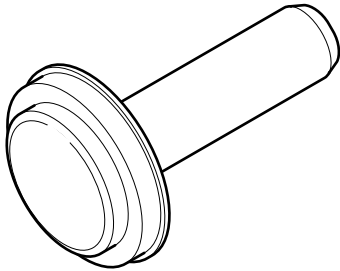
Interlock lock bolt



1240425

1240426

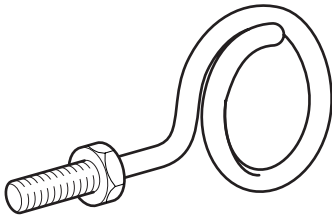
Output shaft seal driving tool



1240426

1240428

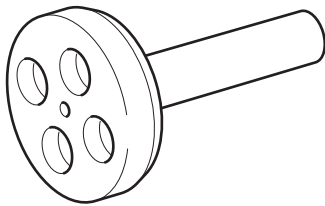
M12 lifting eye for mounting and demounting main shaft/
clutch housing



1240428

1240460

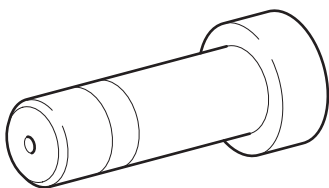
Output shaft lock plate driving tool



1240460

1240466

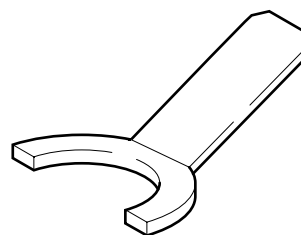
Driving tool for mounting oil pipe in main shaft



1240466

1240469

Driving tool for mounting split ring for main shaft axial play

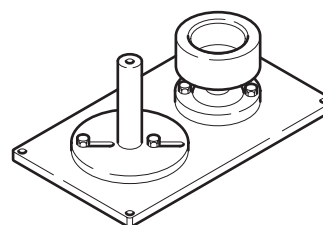


1240469

3

1240470

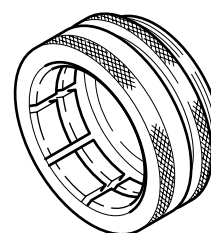
Jig containing selector rods and shafts (complete)



1240470

1240473

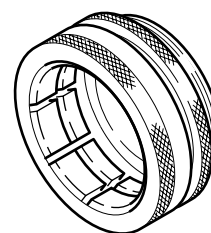
Gripper for demounting main shaft bearing (i.c.w. 0535662)



1240473

1240474

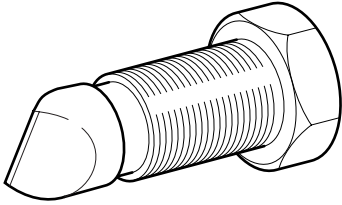
Gripper for demounting input shaft bearing (i.c.w. 0535662)



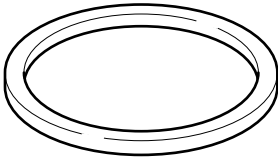
1240474

1240482

Lock bolt for preventing group changer from rotating



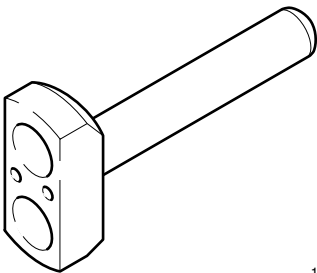
1240482

1240483Adapter ring for driving tool for output shaft fitting seal
(95x115x10) (i.c.w. 1240491)

1240483

1240486

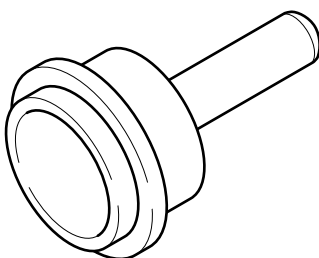
Output shaft lock plate driving tool



1240486

1240491

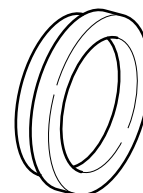
Output shaft seal driving tool (i.c.w. 1240483)



1240491

1240497


Output shaft oil seal driving tool



1240497

1240498

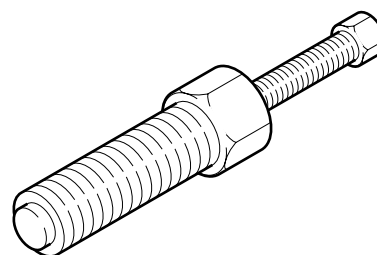
Input shaft oil seal housing driving tool



1240498

1310459

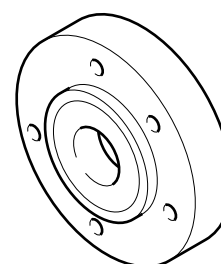
Hydraulic spindle puller (i.c.w. 1310462)



1310459

1310460

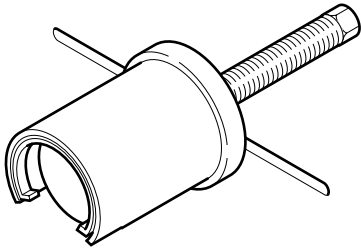
Centring plate



1310460

1310461

Adjusting tool for stator and rotor tapered roller bearing

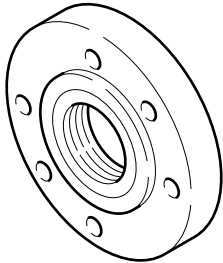


1310461

3

1310462

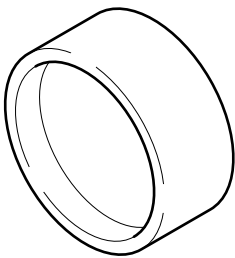
Stator and rotor press-out tool (i.c.w. 1310459)



1310462

1310463

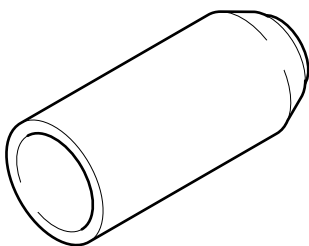
Gear mounting ring



1310463

1310464

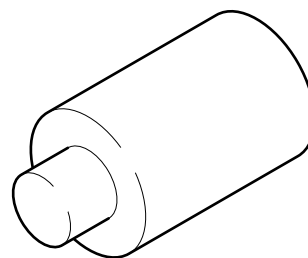
Tapered roller bearing inner race guide sleeve



1310464

1310465

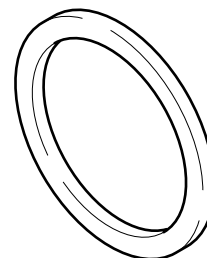
Guide sleeve for fitting needle bearings



1310465

3**1310466**

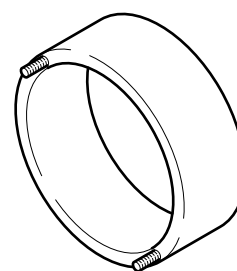
Range-change gear cover oil seal installer (i.c.w. 0694780)



1310466

1310467

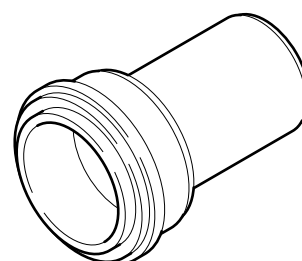
Driving tool for stator and rotor



1310467

1310468


Output shaft oil seal driving tool



1310468

1310469

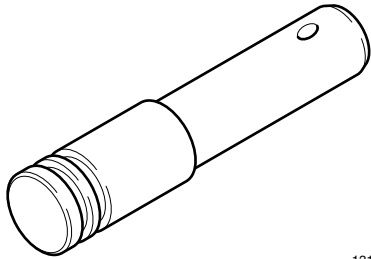
Measuring plugs (M24x1.5; M12x1.5)



1310469

1310496

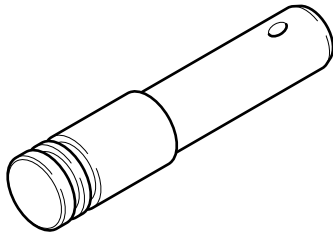
Calibration pin (pressure limiting valve/control valve bore)



1310496

1310497

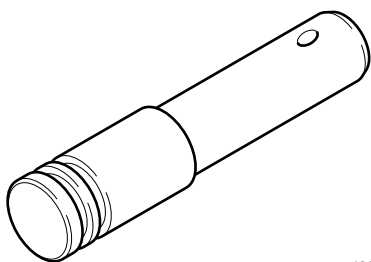
Calibration pin (pressure selector valve bore)



1310497

1310498

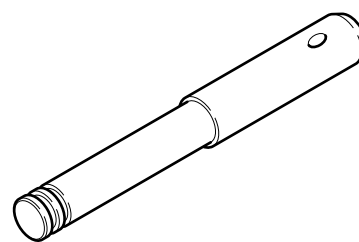
Calibration pin (heat exchanger selector valve bore)



1310498

1310499

Calibration pin (pre-control valve bore)

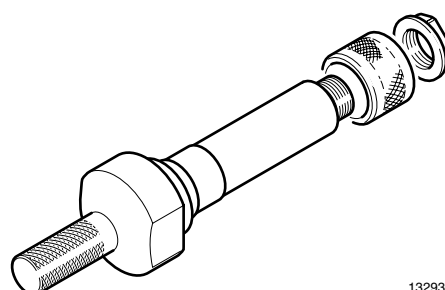


1310499

3

1329341

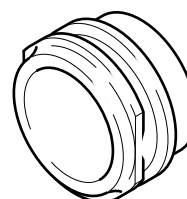
Engine PTO driving tool



1329341

1329342

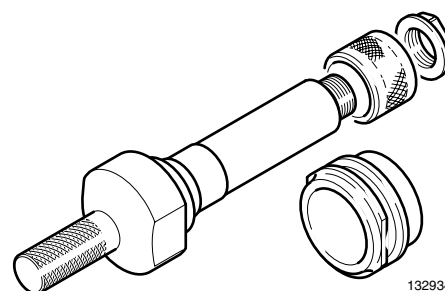
Engine PTO mounting ring



1329342

1329343

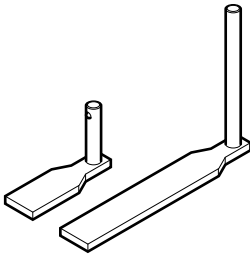
Measuring and assembly tool for engine PTO



1329343

1329347

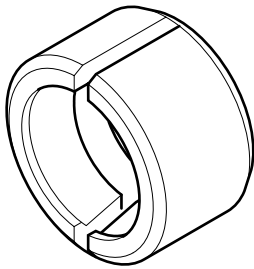
Mechanical shift control adjusting tool (MGS)



1329347

1329351

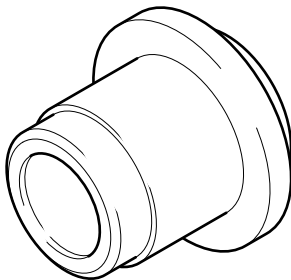
Auxiliary shaft bearing puller



1329351

1329352

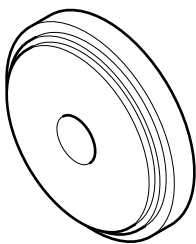
Selector shaft seal and bush driving tool



1329352

1329353

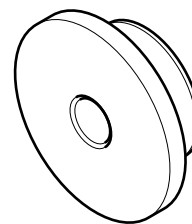
Adapter for auxiliary shaft bearing bush driving tool



1329353

1329354

Input shaft oil seal driving tool

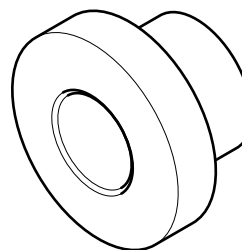


1329354

3

1329355

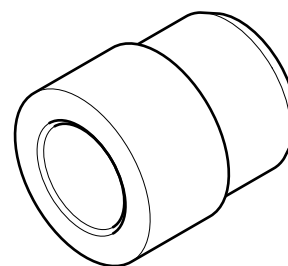
Selector shaft bush driving tool



1329355

1329356

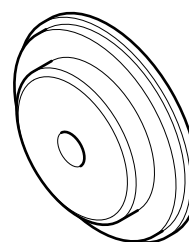
Selector shaft plug driving tool



1329356

1329358

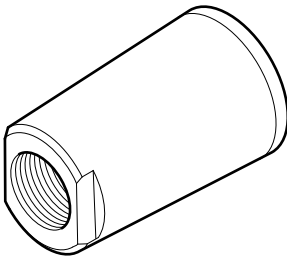
Rear cover oil seal driving tool



1329358

1329359

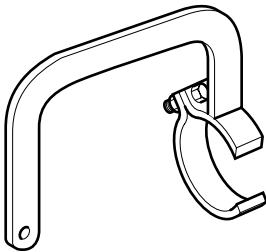
Main shaft rear bearing guide sleeve



1329359

1329360

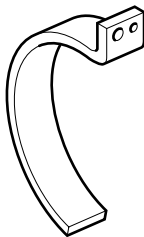
Main shaft and auxiliary shaft assembly lift bracket



1329360

1329361

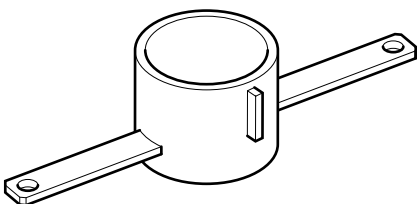
Main and auxiliary shaft assembly lift bracket adapter



1329361

1329363

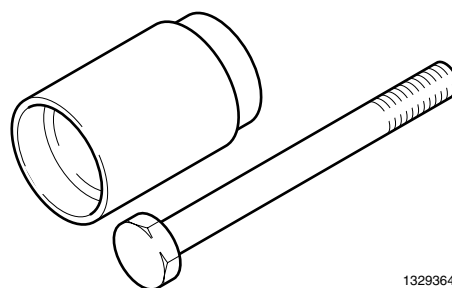
Sun gear locking tool



1329363

1329364

Driving tool for dust seals and bearing of intermediate bearing (diam. 55 mm GWB)

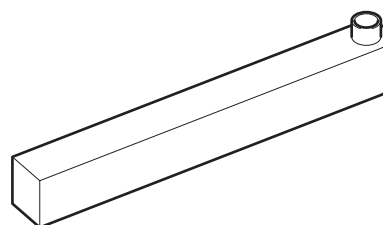


1329364

3

1329442

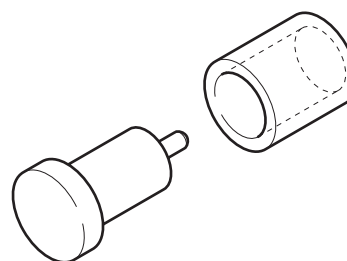
Special tool for demounting clutch housing dowel pins



1329442

1329449

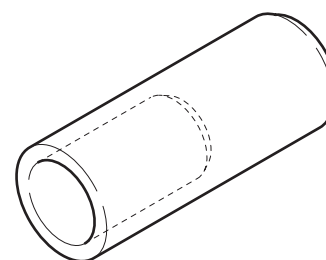
Pressing tool for shift control silent blocks



1329449

1329450

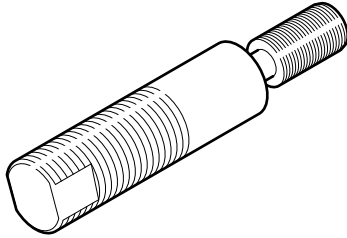
Servoshift selector shaft seal punch



1329450

1329452

Adapter for selector shaft puller (i.c.w. 0694928)

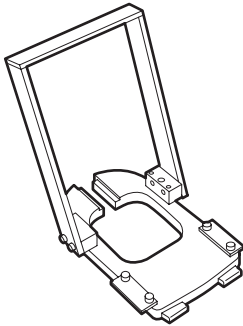


1329452

3

1329488

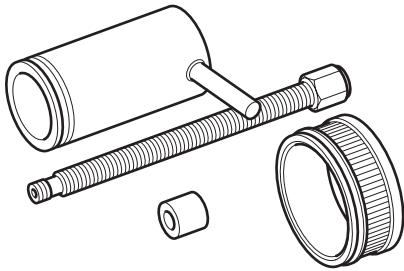
Gear lever adjustment jig



V300893

1451984

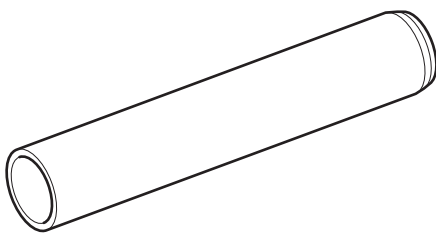
Puller for main axle bearing



1451984

1451985

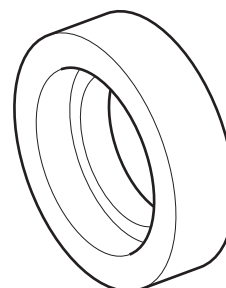
Driving tool



1451985

1451986

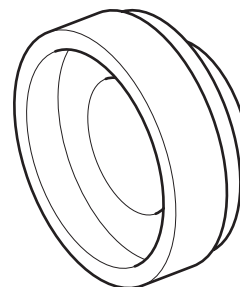
Adapter for replacement of secondary and input shafts



T1451986

1451987

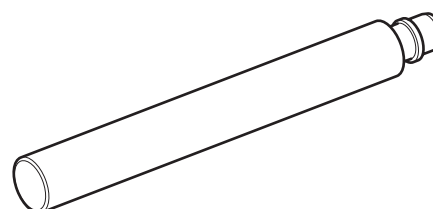
Adapter for replacement of rear main shaft seal



T1451987

1451988

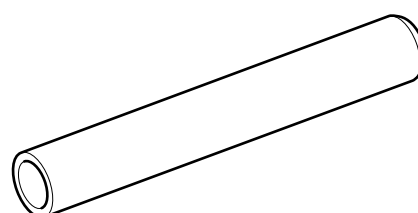
Driving tool



1451988

1451989

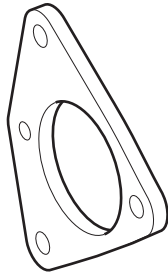
Driving tool (i.c.w. 1451988)



1451989

1451990

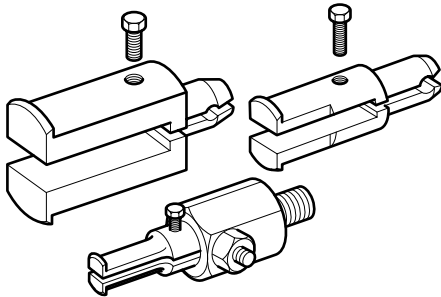
Adapter plate for flange counter-wrench



1451990

1451991

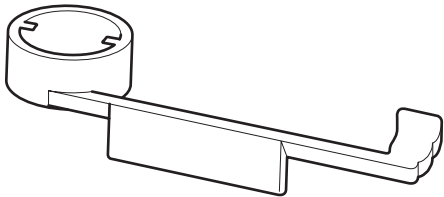
Puller set for bearings and bushes



T1451991

1451992

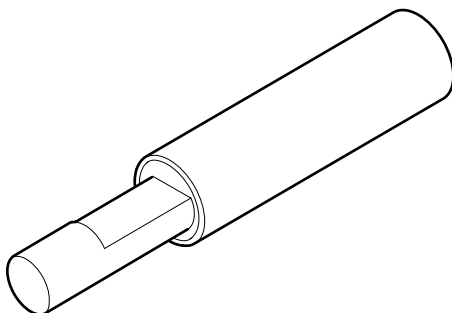
Selector switch adjusting tool



1451992

1453124

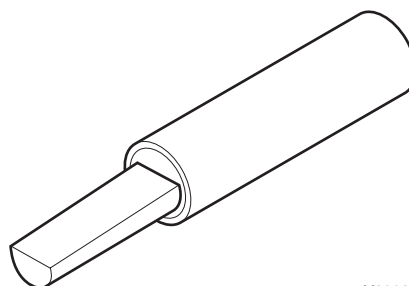
Disassembly tool for selector shaft seal



1453124

1453125

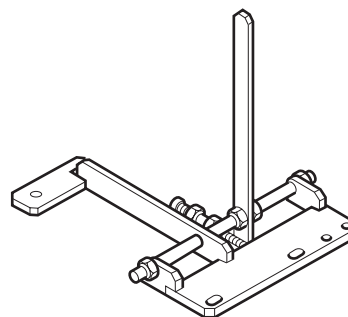
Assembly tool for selector shaft seal



V300893

1453138

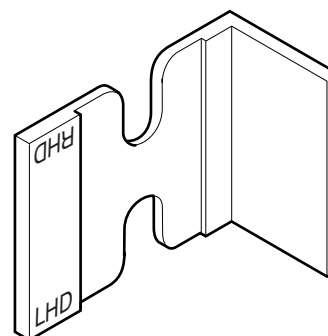
Tool for fitting gearbox modulator



V300894

1453143

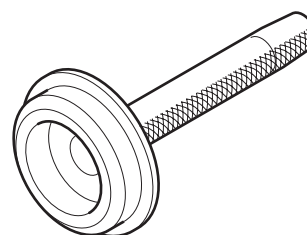
Gearbox control adjustment jig



V300900

1453145

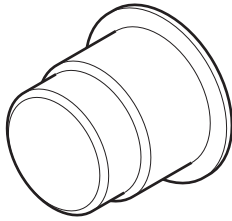
Seal driving tool



V300896

1453148

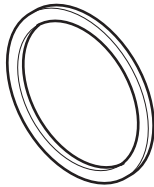
Installing output shaft seal



V300897

1453154

Spacer ring for fitting output shaft seal



V300898

USE OF TABLE OF CONTENTS

At the beginning of every group there is a table of contents containing the following columns:

- DAF code number of the special tool
- relevant vehicle series
- relevant main components or systems
- page number of the figure

If a tool is used for a main component, system or vehicle series, this is indicated by a code in the column (1-2-3-R).

This code has the following meaning:

- 1 - tool for carrying out maintenance work and repair work resulting from it.
- 2 - tool for frequently recurring work.
- 3 - tool for less frequently recurring work.
- R - replacement part of a tool.

Note:

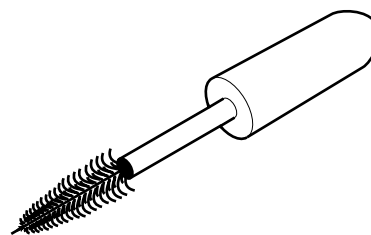
If a special tool does not occur in the relevant section, look in group 0 (General).
The special tool in question is then one that occurs in several groups.

DAF no.	BE	CE	CS	GG	GS	LS-LT	LT-LPG	NS	PE	PF	RG	RS	VF	WS	XE	XF	F45	F55	LF45	LF55	BE
0192492	2	2	2														2	2	2	2	2
0192496	2	2																	2	2	2
0485112			3														3	3			
0485149			3														3	3			
0499810			3														3	3			
0499811			2														2	2			
0535058						3															
0535264						3															
0535712			3			3		3	3	3		3		3	3	3	3	3			
0664827	2				2	2		2	2	2		2		2	2	2			2	2	2
0694833				1		1		1		1	1	1	1	1							
0694835					1			1				1		1							
0694925								1				1		1							
1240041													3								
1240043													3								
1240056													3								
1240057													3								
1240075														3							
1240077								3													
1310418				2	2	2	2	2	2	2	2	2	2	2	2	2	2	2			
1329309									2	2					2	2					
1329319								1													
1329320				1					1	1	1	1			1	1					
1329340								2													
1329350				1		1		1			1	1	1	1							
1329399										3											
1329403									1	1											
1329473	2	2																	2	2	2
1329476	2	2																	2	2	2
1453133	2	2																	2	2	2
1453151	2	2																	2	2	2

DAF no.	F65	F75	F85	65CF	75CF	85CF	CF65	CF75	CF85	F95	95XF	Page
0192492							2					120
0192496							2					120
0485112												120
0485149												120
0499810												121
0499811												121
0535058												121
0535264												121
0535712	3	3	3	3	3	3		3	3	3	3	122
0664827	2	2	2	2	2	2	2	2	2	2	2	122
0694833	1	1	1	1	1					1	1	122
0694835	1	1	1	1						1		122
0694925	1	1	1	1						1		123
1240041										3	3	123
1240043										3	3	123
1240056										3	3	123
1240057										3	3	124
1240075			3							3		124
1240077	3			3								124
1310418	2	2	2	2	2	2		2	2	2	2	124
1329309					2	2		2	2		2	125
1329319	1			1								125
1329320		1			1	1		1	1		1	125
1329340	2			2								125
1329350	1	1	1	1		1				1	1	126
1329399		3										126
1329403					1			1				126
1329473							2					126
1329476							2					127
1453133							2					127
1453151							2					127

0192492

Injector sleeve cleaner

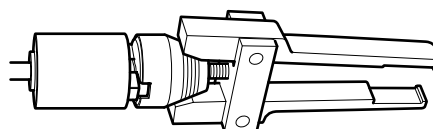


0192492

4

0192496

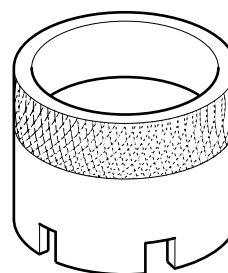
Injector puller



0192496

0485112

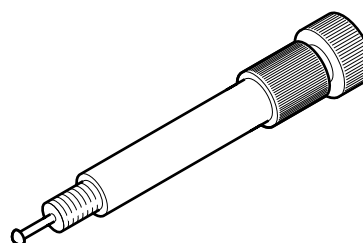
Tank sensor sealing ring wrench



0485112

0485149

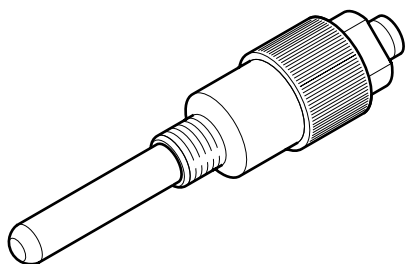
Adjusting tool for injection timing (Bosch)



0485149

0499810

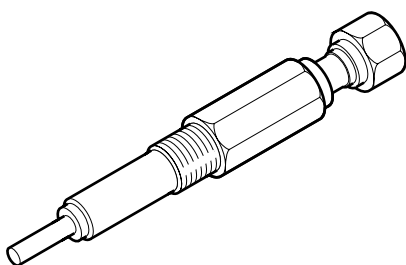
Fuel pump timing tool (CAV)



0499810

0499811

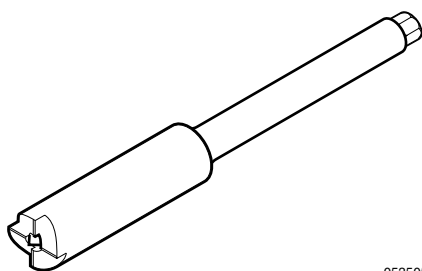
Dummy injector (i.c.w. 1329301)



0499811

0535058

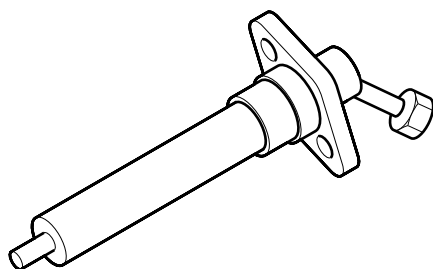
Injector sleeve cleaner



0535058

0535264

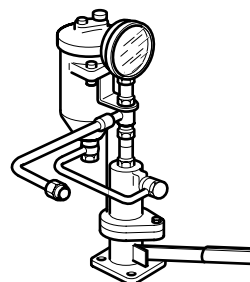
Dummy injector (i.c.w. 1329301)



0535264

0535712

Injector tester

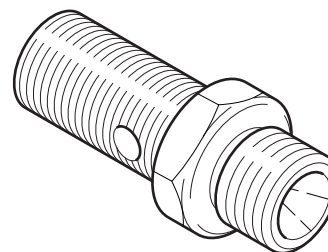


0535712

4

0664827

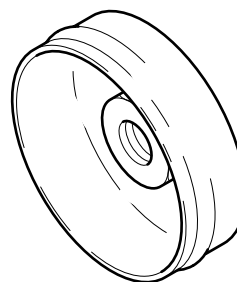
Boost pressure gauge connection coupling (for boost pressure curve)



0664827

0694833

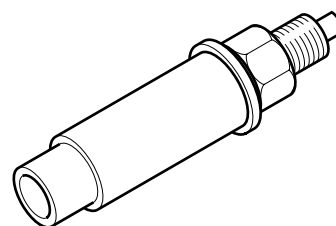
Boost pressure socket



0694833

0694835

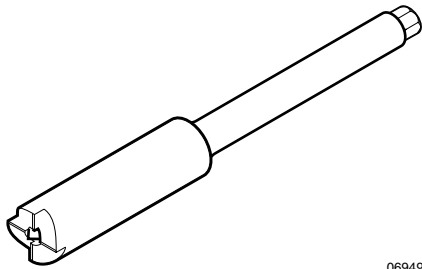
Injector puller



0694835

0694925

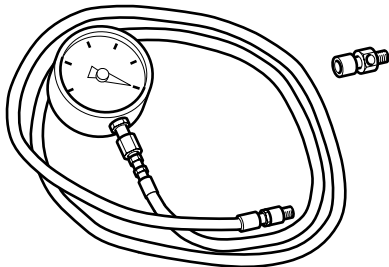
Injector sleeve cleaner



0694925

1240041

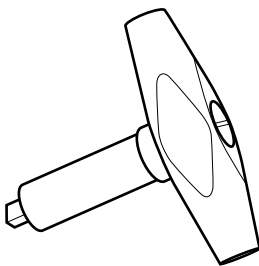
Vacuum gauge



1240041

1240043

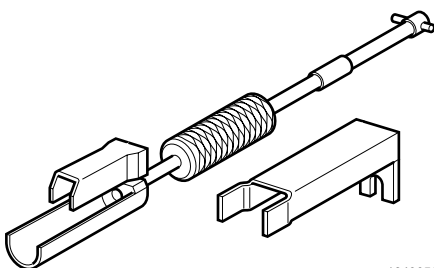
Injector torque wrench



1240043

1240056

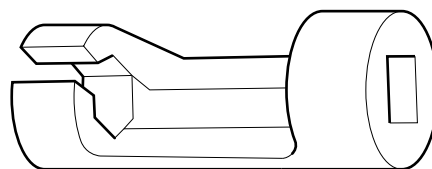
Injector puller



1240056

1240057

Speed sensor socket wrench

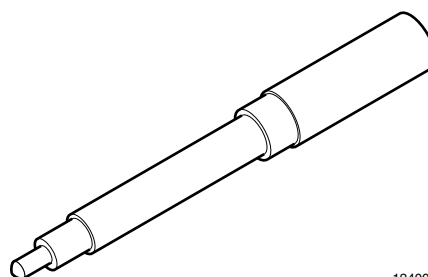


1240057

4

1240075

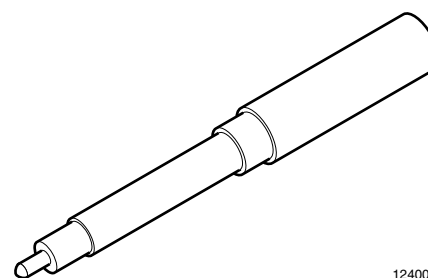
Injector sleeve driving tool



1240075

1240077


Injector sleeve driving tool



1240077

1310418

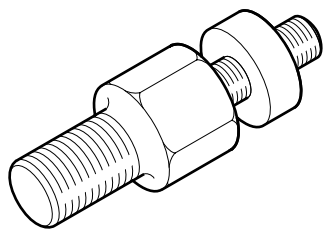
Boost pressure gauge (0-2.5 bar)



1310418

1329309

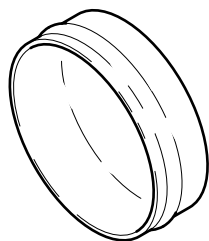
Injector puller (i.c.w. 0694928)



1329309

1329319

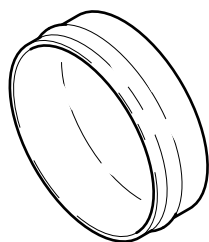
Boost pressure socket



1329319

1329320

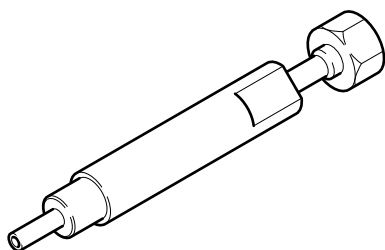
Boost pressure socket



1329320

1329340


Dummy injector (i.c.w. 1329301)



1329340

1329350

Hose and 2x hose clamp (i.c.w. 0694833)

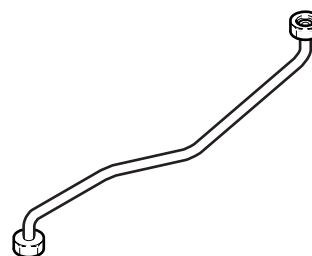


1329350

4

1329399


Injector test pipe (i.c.w. 0694966)



1329399

1329403

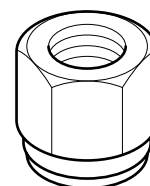
Hose and 2x hose clamp (for 1329320)



1329403

1329473

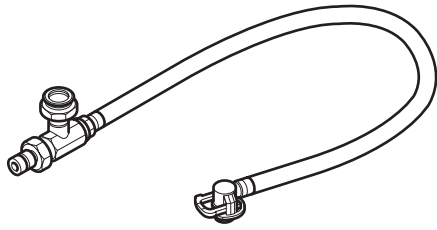
Injector connection pipe puller



1329473

1329476

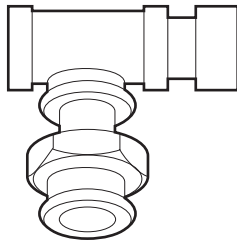
Voss fuel line T-piece



1329476

1453133

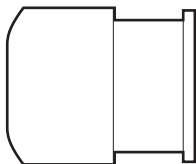
Fuel rail plug



i400878

1453151

Low-pressure fuel line sealing plug



i400879

USE OF TABLE OF CONTENTS

At the beginning of every group there is a table of contents containing the following columns:

- DAF code number of the special tool
- relevant vehicle series
- relevant main components or systems
- page number of the figure

If a tool is used for a main component, system or vehicle series, this is indicated by a code in the column (1-2-3-R).

This code has the following meaning:

- 1 - tool for carrying out maintenance work and repair work resulting from it.
- 2 - tool for frequently recurring work.
- 3 - tool for less frequently recurring work.
- R - replacement part of a tool.

Note:

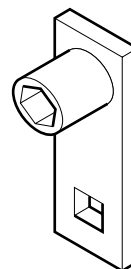
If a special tool does not occur in the relevant section, look in group 0 (General).
The special tool in question is then one that occurs in several groups.

DAF no.	F45	F55	LF45	LF55	F65	F75	F85	65CF	75CF	85CF	CF65	CF75	CF85	F95	95XF	XF95	Page
0484829	3	3															132
0694940	3	3												3			132
0694941	2	2	2	2	2	2	2	2	2	2	2	2	2	2	2	2	132
0694953	R	R	R	R	R	R	R	R	R	R	R	R	R	R	R	R	132
0694954	R	R	R	R	R	R	R	R	R	R	R	R	R	R	R	R	133
0694955	R	R	R	R	R	R	R	R	R	R	R	R	R	R	R	R	133
0694956	R	R	R	R	R	R	R	R	R	R	R	R	R	R	R	R	133
0694957	R	R	R	R	R	R	R	R	R	R	R	R	R	R	R	R	133
0694958	R	R	R	R	R	R	R	R	R	R	R	R	R	R	R	R	134
0694959	R	R			R	R	R	R	R	R	R	R	R	R	R	R	134
0694960	3	3	3	3	3	3	3	3	3	3	3	3	3	3	3	3	134
0694961	R	R	R	R	R	R	R	R	R	R	R	R	R	R	R	R	134
0694962	R	R	R	R	R	R	R	R	R	R				R	R	R	135
0694979	R	R			R	R	R	R	R	R				R	R	R	135
1240058	R	R			R	R	R	R	R	R				R	R	R	135
1240059	R	R			R	R	R	R	R	R				R		R	135
1240060	R	R			R	R	R	R	R	R				R		R	136
1240061	R	R			R	R	R	R	R	R				R		R	136
1240062	R	R			R	R	R	R	R	R				R		R	136
1240063	R	R			R	R	R	R	R	R				R		R	136
1240064	R	R			R	R	R	R	R	R				R		R	137
1240065	3	3	3	3	3	3	3	3	3	3				3	3	3	137
1240068														R	R		137
1240069														R	R		137
1240070														R	R		138
1240071														R	R		138
1240072														3	3		138
1240084	R	R			R	R	R	R	R	R				R	R		138
1240085	R	R			R	R	R	R	R	R				R	R		139
1240102	R	R			R	R	R	R	R	R				R	R	R	139
1240437	3	3	3	3	3	3	3	3	3	3	3	3	3	3	3	3	139
1310400					3	3	3	3	3	3				3	3	3	139
1310401					3	3	3	3	3	3				3	3	3	140
1310417					3	3	3	3	3	3				3	3	3	140
1310484	R	R	R	R	R	R	R	R	R	R	R	R	R	R	R	R	140
1329367	R	R	R	R	R	R	R	R	R	R				R	R	R	140
1329392																	141
1329400	R	R			R	R	R							R			141
1329433			3	3				3	3	3	3	3	3			3	141
1329434								3	3		3	3				3	141
1329461			3	3							3	3	3			3	142
1329462			3	3							3						142
1345135																	142
1351061																	142
1451983											3	3	3			3	143
1453115			3	3							3						143
1453116			R	R							R						143
1453117			3	3							3						143

DAF no.	F45	F55	LF45	LF55	F65	F75	F85	65CF	75CF	85CF	CF65	CF75	CF85	F95	95XF	XF95	Page
1453118			R	R							R						144
1453119			3	3							3						144
1453137									3	3		3	3		3	3	144
1453177												3	3			3	144
1453178	R	R			R	R	R	R	R	R				R	R		145

0484829

Alternator nut socket wrench (27 mm)

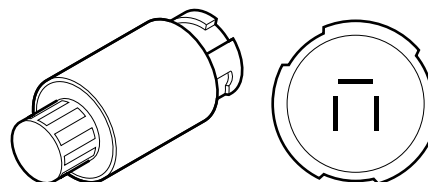


0484829

0694940

Delsi 1, vehicle speed simulation

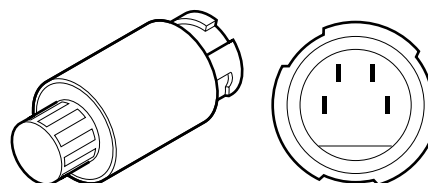
5



0694940

0694941

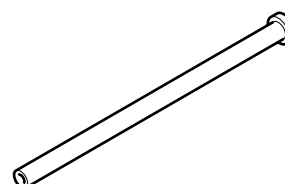
Delsi 2, vehicle speed simulation



0694941

0694953

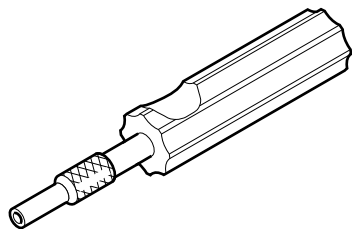
Spare ejector (part of 0694962)



0694953

0694954

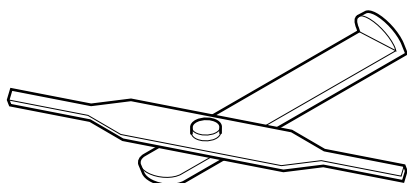
Ejector tool 4.0 mm (part of 0694960)



0694954

0694955

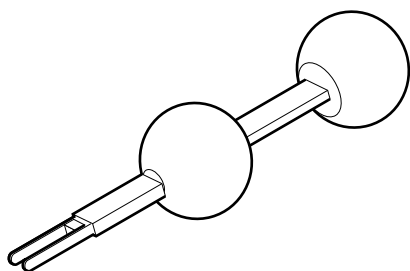
Timer contact ejector tool (part of 0694960)



0694955

0694956

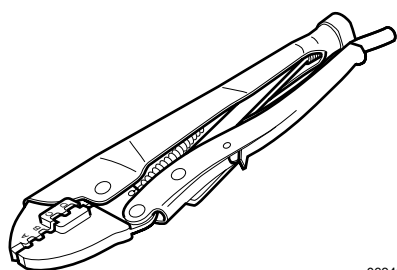
AMP ejector tool (part of 0694960)



0694956

0694957

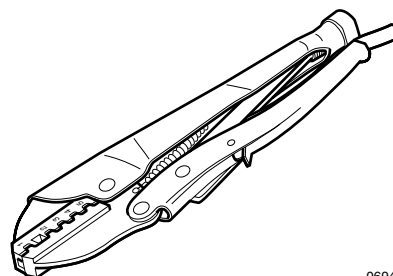
Crimping tool (part of 0694960)



0694957

0694958

Crimping tool (part of 0694960)

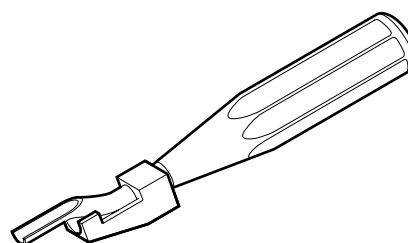


0694958

0694959

Canon ejector tool (part of 0694960)


5



0694958

0694960


Contact kit (A) and auxiliary tool



0694960

0694961

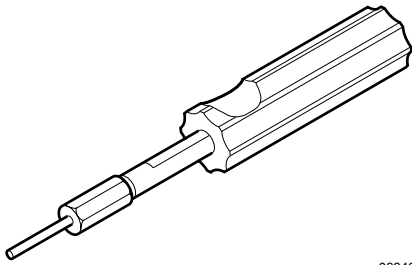
Empty contact kit (part of 0694960)



0694961

0694962

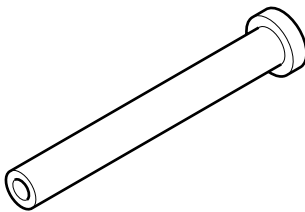
Ejector tool 1.5 mm (part of 0694960)



0694962

0694979

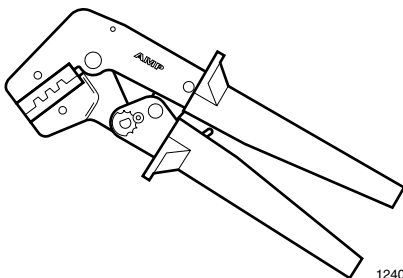
Spare ejector (part of 0694954)



0694979

1240058

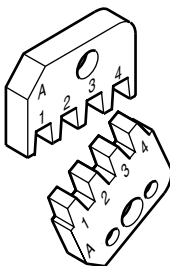
Crimping tool (part of 1240065)



1240058

1240059

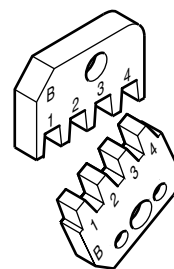
Crimping tool (part of 1240065)



1240059

1240060

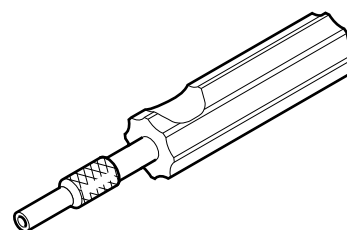
Crimping tool (part of 1240065)



1240060

1240061

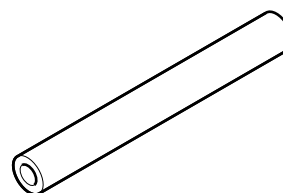
Ejector tool 4.0 mm SCAT (part of 1240065)



1240061

1240062

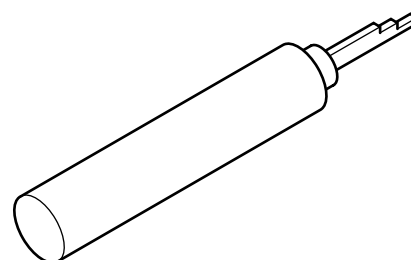
Spare ejector (part of 1240061)



1240062

1240063

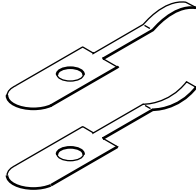
Micro-timer ejector tool (part of 1240065)



1240063

1240064

Spare ejector (part of 1329367)



1240064

1240065

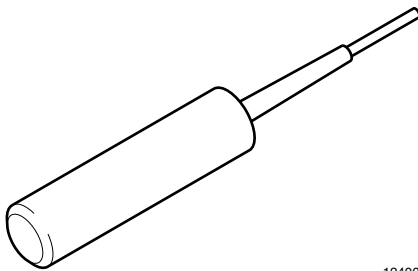
Contact kit (B) and auxiliary tool



1240065

1240068


AMP ejector tool (part of 1240072)



1240068

1240069

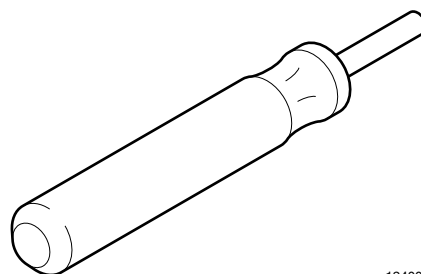
Deutsch ejector tool (part of 1240072)



1240069

1240070

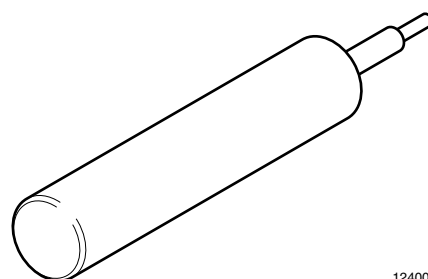
Weather Pack ejector tool (part of 1240072)



1240070

1240071

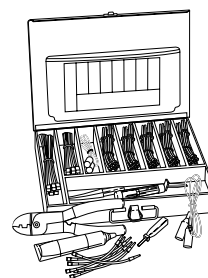
Contact press-in tool (part of 1240072)



1240071

1240072

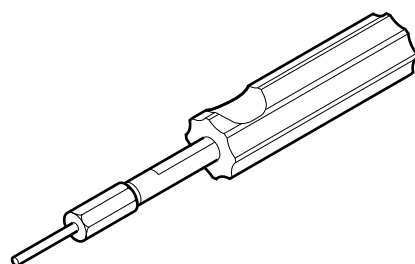
Contact kit and auxiliary tool (VF engine)



1240072

1240084

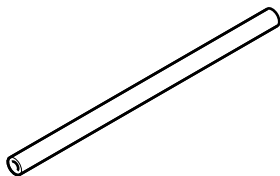
Ejector tool 1.5 mm SCAT (part of 1240065)



1240084

1240085

Spare ejector (part of 1240084)



1240085

1240102

Contact kit, empty (part of 1240065)

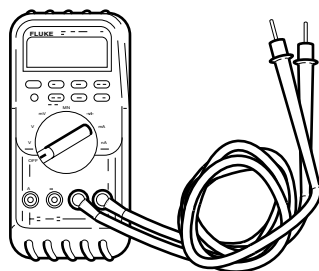


1240102

5

1240437

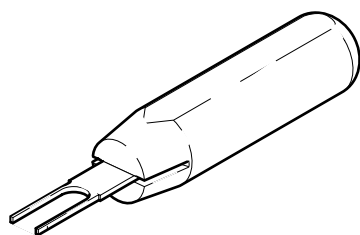
Fluke 87 multimeter



1240437

1310400

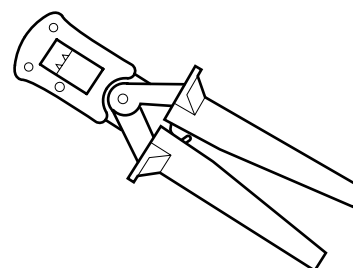
VKR contact ejector (Grote & Hartmann)



1310400

1310401

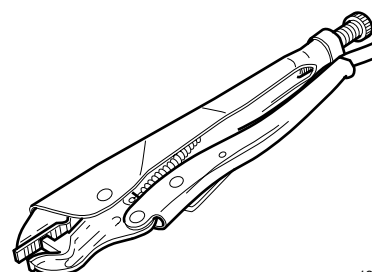
VKR contact manual crimping tool (Grote & Hartmann)



1310401

1310417

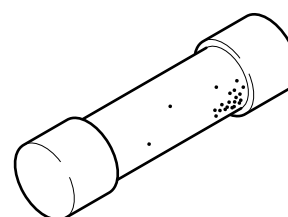
Cable eye mounting pliers



1310417

1310484

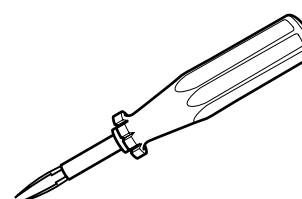
Fluke multimeter fuse (15 A)



1310484

1329367

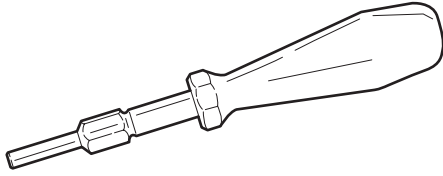
Mini-timer ejector tool (part of 1240065)



1329367

1329392

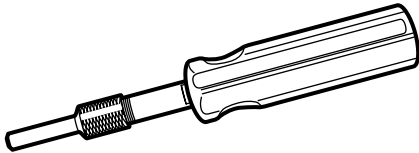
ABS contact ejector



1329392

1329400

Ejector tool for 2.5-mm DIN connector (part of 1240065)



1329400

1329433

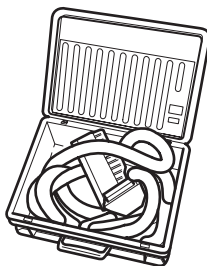
Universal breakout box (156 P)



1329433

1329434

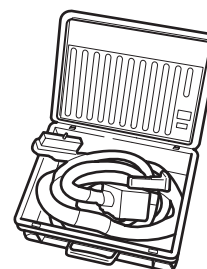
UPEC cable harness with template (i.c.w. breakout box 1329433)



1329434

1329461

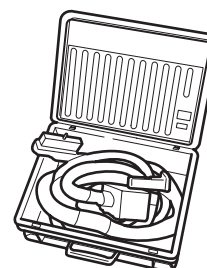
VIC cable harness with template (i.c.w. breakout box 1329433)



1329461

1329462

ECS DC3 cable harness breakout box with template

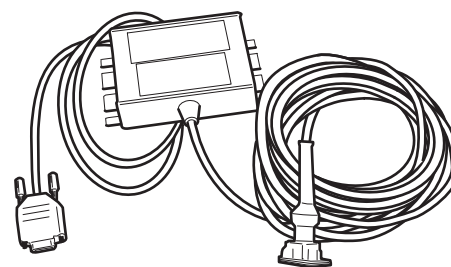


1329462

5

1345135

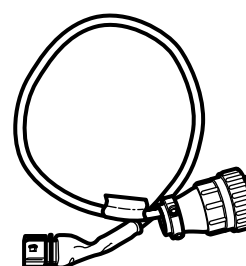
EGAS diagnostic interface (LPI gas engine)



T1345135

1351061

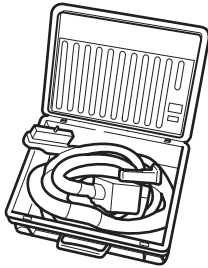
EGAS diagnosis cable, adapter cable (LPI gas engine)



1351061

1451983

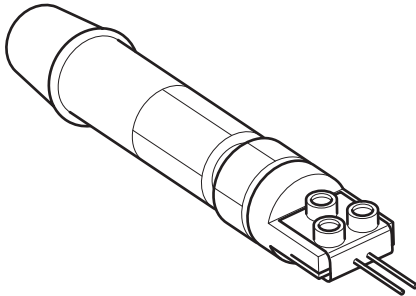
ABS/EBS BOB cable harness with templates (i.c.w. breakout box 1329433)



1451983

1453115

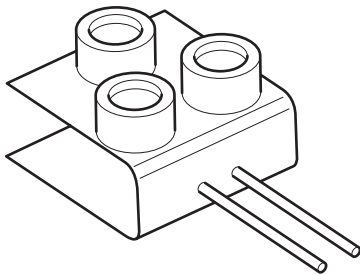
Ejector tool



T1453115

1453116

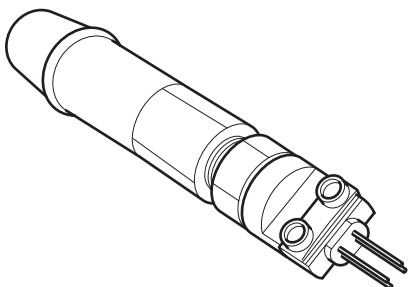
Spare part for ejector tool (part of 1453115)



1453116

1453117

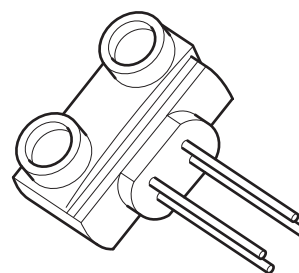
Ejector tool



1453117

1453118

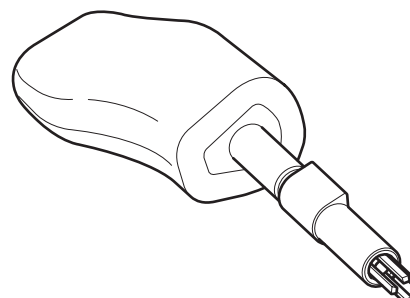
Spare part for ejector tool (part of 1453117)



1453118

1453119

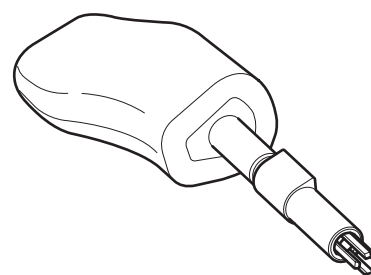
Ejector tool



T1453119

1453137

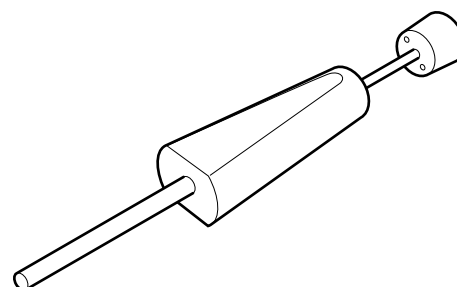
Ejector tool for VKR contacts



E502028

1453177

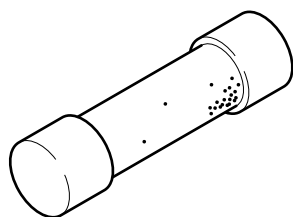
AS Tronic ejector tool



T00101

1453178

Fluke multimeter fuse (1 A)



1310485

USE OF TABLE OF CONTENTS

At the beginning of every group there is a table of contents containing the following columns:

- DAF code number of the special tool
- relevant vehicle series
- relevant main components or systems
- page number of the figure

If a tool is used for a main component, system or vehicle series, this is indicated by a code in the column (1-2-3-R).

This code has the following meaning:

- 1 - tool for carrying out maintenance work and repair work resulting from it.
- 2 - tool for frequently recurring work.
- 3 - tool for less frequently recurring work.
- R - replacement part of a tool.


Note:

If a special tool does not occur in the relevant section, look in group 0 (General).
The special tool in question is then one that occurs in several groups.

DAF no.	F45	F55	LF45	LF55	F65	F75	F85	65CF	75CF	85CF	CF65	CF75	CF85	F95	95XF	XF95	Page
0484840	3	3			3	3	3	3	3	3	3	3	3	3	3	3	150
0484845	3	3			3	3	3	3	3	3	3	3	3	3	3	3	150
0484938	3	3															150
0485052	1	1	1	1	1	1	1	1	1	1	1	1	1	1	1	1	150
0485084	3	3															151
0485085	1	1															151
0485086	3	3															151
0485095	3	3															151
0485097	1	1												1			152
0485115	3	3															152
0499812	3	3															152
0535654	1	1	1	1	1	1	1	1	1	1	1	1	1	1	1	1	152
0535947					3	3	3	3	3	3				3			153
0694794					3	3	3	3	3	3	3	3	3	3	3	3	153
1240000					3	3	3	3	3	3	3	3	3	3	3	3	153
1240101					1	1	1	1	1	1				1	1		153
1310404					1	1	1	1	1	1				1	1		154
1310419	1	1															154
1310421					3	3	3	3	3	3		3	3	3	3	3	154
1329322	3	3															154
1329338	3	3															155
1329459					1	1	1	1	1	1	1	1	1		1	1	155
1329464			1	1								1	1	1		1	155
1329469			3	3								3	3	3		3	155
1329494			3	3								3	3	3		3	156
1329495			3	3								3	3	3		3	156
1451970			R	R								R	R	R		R	156
1451971			R	R								R	R	R		R	156
1451972			R	R								R	R	R		R	157
1451973			R	R								R	R	R		R	157
1451974			3	3													157
1451975			R	R													157
1451976			R	R													158
1451977			R	R													158
1451978			R	R													158
1451979			R	R													158
1451980			R	R													159
1451981			R	R													159
1451982			R	R													159
1453140			3	3								3	3	3		3	159

0484840

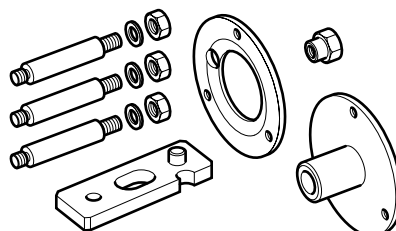
Spring brake cylinder overhaul tool



0484840

0484845

Adapter for overhauling spring brake cylinder (i.c.w. 0484840)

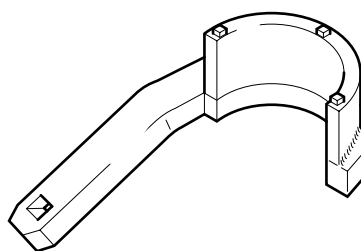


0484845

6

0484938

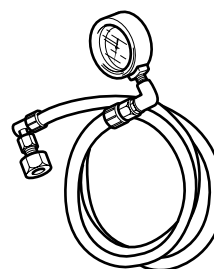
Wrench, spring brake cylinder circlip, rear



0484938

0485052

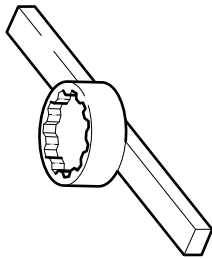
Universal air pressure gauge



0485052

0485084

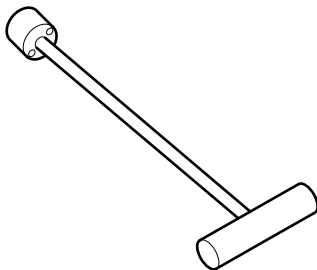
Wrench for fitting brake calliper piston (N60)



0485084

0485085

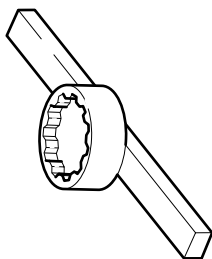
Spring lifter for removing and fitting brake shoe positioning spring



0485085

0485086

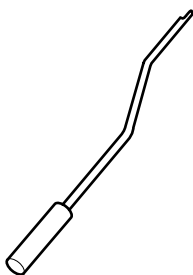
Wrench for fitting brake calliper piston (N84)



0485086

0485095

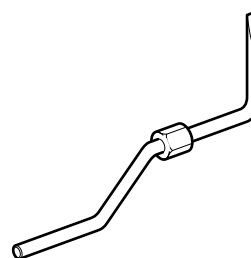
Lever for removing and fitting brake shoe tension spring



0485095

0485097

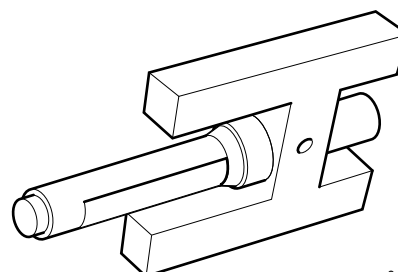
Adjusting spanner for brake adjustment device



0485097

0485115

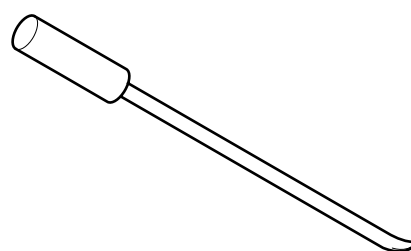
Shims for basic adjustment of master brake cylinder



0485115

6**0499812**


Lever for removing and fitting brake shoe tension spring



0499812

0535654

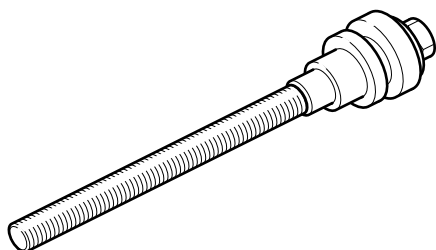
Wabco test-equipment case for air-pressure system



T0535654

0535947

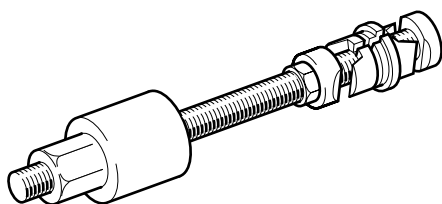
Spring brake cylinder demounting tool



0535947

0694794

Brake camshaft bearing bush puller




0694794

6

1240000

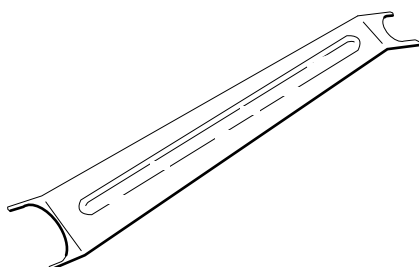
Riveting punch for fitting brake lining



1240000

1240101

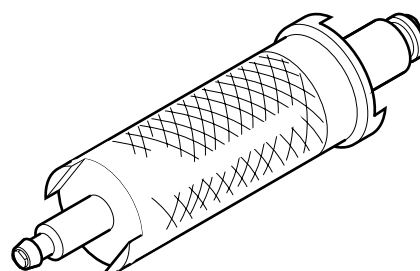
Control lever for Voss clutches NG 8/ NG 12



1240101

1310404

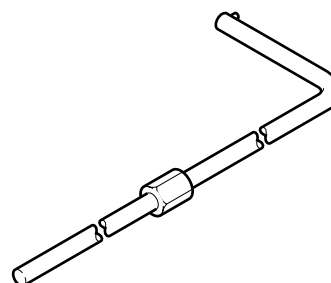
Driving tool for inserts for Voss clutches NG 8/ NG 12



1310404

1310419

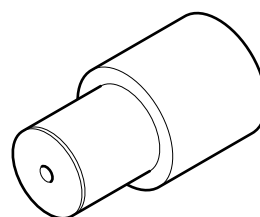
Adjusting spanner for brake adjustment device



1310419

6**1310421**

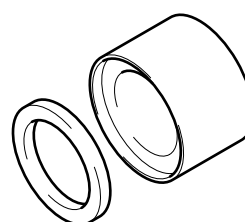
Driving tool for brake camshaft bearings/seal



1310421

1329322

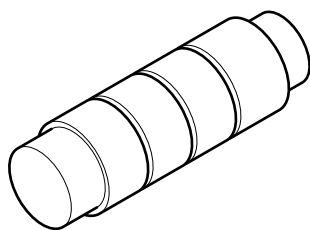
Driving tool for disc brake shaft seal



1329322

1329338

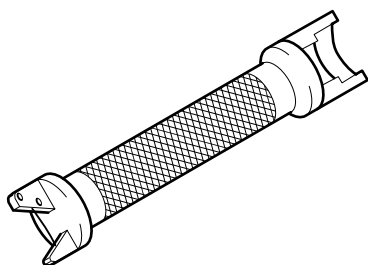
Pressure punch for disc brake guide pin sleeve



1329338

1329459


Voss 232 clutch disassembly tool



1329459

1329464

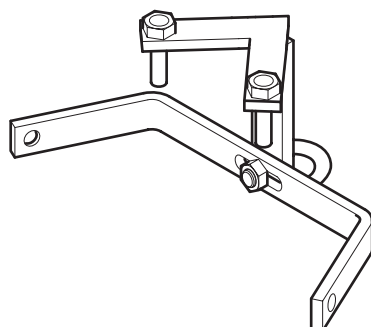
Adjusting tool for mini ALR



1329464

1329469

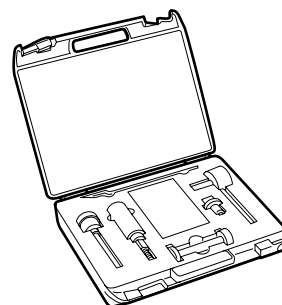
Hoisting tool for brake calliper



T1329469

1329494

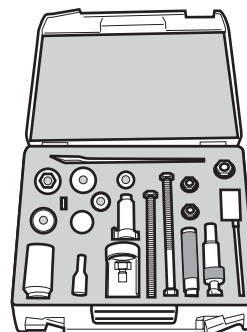
Knorr overhaul case for SB series



1329494

1329495

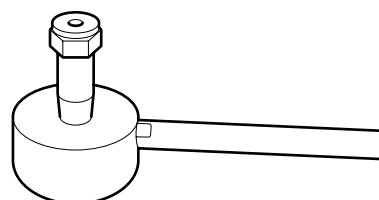
Overhaul case for Knorr disc brakes, SN series



R600863

6**1451970**

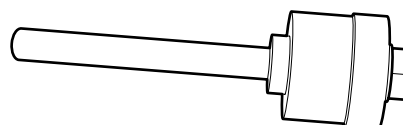
Press-in tool for Knorr disc brake (part of 1329494)



1451970

1451971

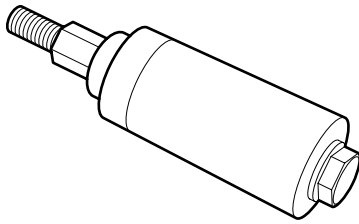
Assembly tool for Knorr disc brake (part of 1329494)



1451971

1451972

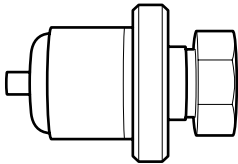
Disassembly and assembly tool for Knorr disc brake
(part of 1329494)



1451972

1451973

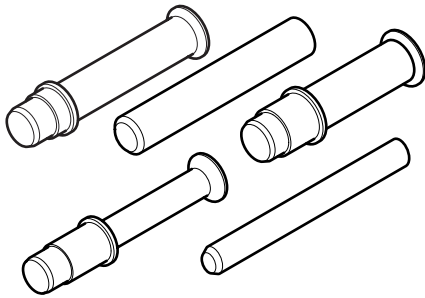
Locking tool for Knorr disc brake (part of 1329494)



1451973

1451974

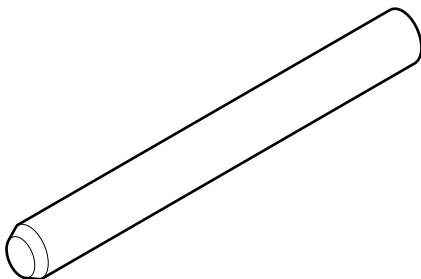
PAN 17/PAN 19 press-in and ejector tool for Wabco disc
brake



1451974

1451975

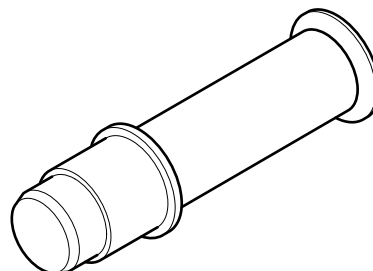
PAN 17 ejector tool for Wabco disk brake (part of
1451974)



1451975

1451976

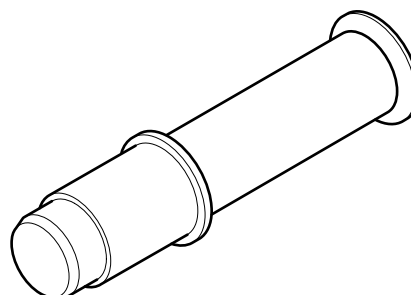
PAN 17 press-in tool for Wabco disk brake (part of 1451974)



T1451976

1451977

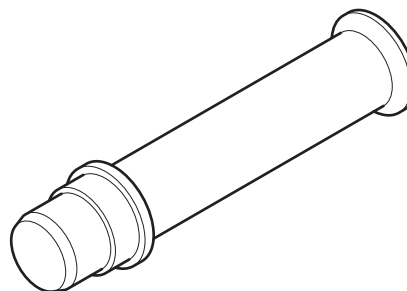
PAN 17 press-in tool for Wabco disk brake (part of 1451974)



T1451977

1451978

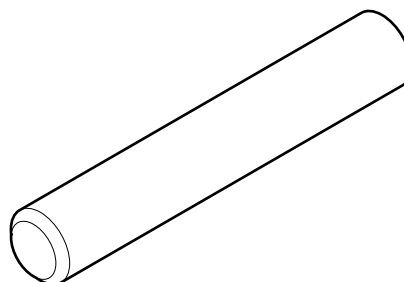
PAN 17 press-in tool for Wabco disk brake (part of 1451974)



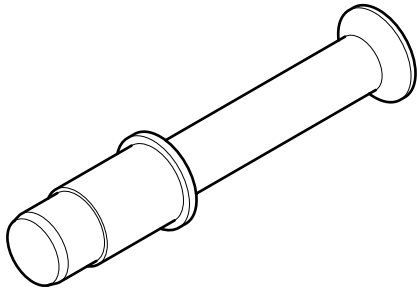
1451978

1451979

PAN 19 ejector tool for Wabco disk brake (part of 1451974)



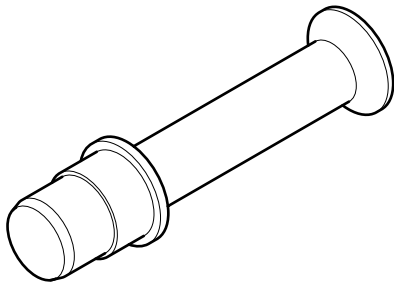
1451979



1451980

1451980

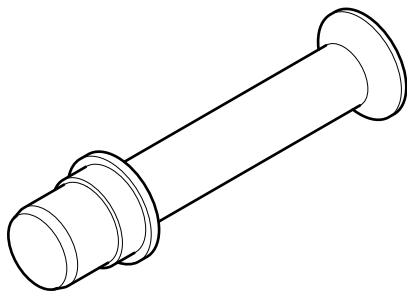
PAN 19 press-in tool for Wabco disk brake (part of 1451974)



1451981

1451981

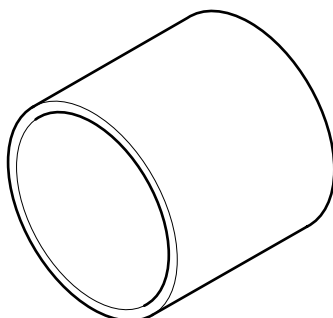
PAN 19 press-in tool for Wabco disk brake (part of 1451974)



1451982

1451982

PAN 19 press-in tool for Wabco disk brake (part of 1451974)



R600864

1453140

Press-in tool for brake bushes

USE OF TABLE OF CONTENTS

At the beginning of every group there is a table of contents containing the following columns:

- DAF code number of the special tool
- relevant vehicle series
- relevant main components or systems
- page number of the figure

If a tool is used for a main component, system or vehicle series, this is indicated by a code in the column (1-2-3-R).

This code has the following meaning:

- 1 - tool for carrying out maintenance work and repair work resulting from it.
- 2 - tool for frequently recurring work.
- 3 - tool for less frequently recurring work.
- R - replacement part of a tool.

Note:

If a special tool does not occur in the relevant section, look in group 0 (General).
The special tool in question is then one that occurs in several groups.

Explanations of the abbreviations used in the tables are:

150_S/152_S/156_S/182_S/186_S	150N/152N/156N/182N/186N-shaft in disc brake version
150N/152N/156N/182N/186N	150N/152N/156N/182N/186N-shaft in dum brake version
09G075	Co-steering rear axle
EMAS	Electro-hydraulic multi-axle steering
EVS	Electronic vehicle steering
RAS-EC	Rear axle steering - electronically controlled
ST_TRW	TRW steering boxes
ST_ZF	ZF steering boxes

DAF no.	150_S	150N	152_S	152N	156_S	156N	172N	182_S	182N	186_S	186N	F36	F40	F48	F56	F60	F71	N60	N84	09G075	EMAS	EVS	RAS-EC	ST_TRW	ST_ZF	
0192506																									3	
0192507																										3
0192508																										3
0192509																										3
0484852																										3
0484853																										3
0484857																										3
0485022																										3
0485211	R	R	R	R	R	R	R	R	R	R	R	R	R	R	R	R	R	R	R	R	R					
0485242																										3
0485243																										3
0485244																										3
0485245																										3
0499801																		2								
0499803																			3							
0535498																										3
0535891	2	2	2	2	2	2	2	2	2	2	2	2		2		2				2						
0535996	2	2	2	2	2	2	2	2	2	2	2	2		2		2										
0694767	3	3	3	3	3	3	3	3	3	3	3									3						
0694786																									2	2
0694821																										
0694823	R	R	R	R	R	R																				
0694827	3	3	3	3	3	3	3	3	3	3	3									3						
0694834																										3
0694840																										3
0694916																									2	2
0694919	3	3	3	3	3	3																				
0694920							3	3	3	3	3															
0694937							3	3	3	3	3															
0694968																										
0694969																										
0694970																										
0694975																										3
0694977																										3
0694989		R		R			R																			
1240094																										3
1240095																										1
1240096																										3
1240097																										3
1240478																										3
1240499																		3	3							
1310428															3											
1310430															1											
1310431															1											
1310432															3											
1310433															3											
1310434																	3									
1310435																	3									
1310436																	3									
1310437																	3									
1310486															3		3									
1310487	R	R	R	R	R	R	R	R	R	R	R				R		R									

7

DAF no.	F45	F55	LF45	LF55	F65	F75	F85	65CF	75CF	85CF	CF65	CF75	CF85	F95	95XF	XF95	Page
0192506		3		3										3			166
0192507		3		3										3			166
0192508		3		3										3			166
0192509		3		3										3			166
0484852	3	3															167
0484853	3	3															167
0484857	3	3															167
0485022	3	3															167
0485211	R	R	R	R	R	R	R	R	R	R	R	R	R	R	R	R	168
0485242	3		3														168
0485243	3		3														168
0485244	3		3														168
0485245	3		3														169
0499801	2	2															169
0499803	3	3															169
0535498	3		3											3			169
0535891	2	2	2	2	2	2	2	2	2	2	2	2	2	2	2	2	170
0535996			2	2	2	2	2	2	2	2	2	2	2	2	2	2	170
0694767	3	3		3	3	3	3	3	3	3	3	3	3	3	3	3	170
0694786	2	2	2	2	2	2	2	2	2	2	2	2	2	2	2	2	170
0694821						3	3		3	3		3	3	3	3	3	171
0694823				R	R	R	R	R	R	R	R	R	R	R	R	R	171
0694827				3	3	3	3	3	3	3	3	3	3	3	3	3	171
0694834	3													3			171
0694840														3			172
0694916	2	2	2	2	2	2	2	2	2	2	2	2	2	2	2	2	172
0694919				3	3	3	3	3	3	3	3	3	3	3	3	3	172
0694920						3	3		3	3		3	3	3	3	3	172
0694937						3	3		3	3		3	3	3	3	3	173
0694968	3	3															173
0694969	3	3															173
0694970	3	3															173
0694975														3			174
0694977														3			174
0694989					R	R	R	R	R	R				R	R	R	174
1240094					3	3	3	3	3	3				3	3	3	174
1240095					1	1	1	1	1	1	1	1	1	1	1	1	175
1240096					3	3	3	3	3	3	3	3	3	3	3	3	175
1240097					3	3	3	3	3	3				3	3	3	175
1240478														3			175
1240499	3	3															176
1310428	3	3															176
1310430		1															176
1310431		1															176
1310432		3															177
1310433		3															177
1310434	3	3															177
1310435	3	3															177
1310436	3	3															178
1310437	3	3															178
1310486	3	3															178
1310487	R	R		R	R	R	R	R	R	R	R	R	R	R	R	R	178

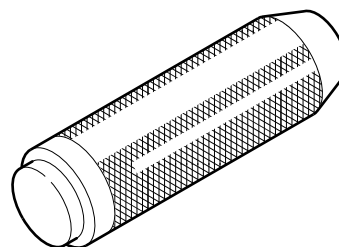
DAF no.	150_S	150N	152_S	152N	156_S	156N	172N	182_S	182N	186_S	186N	F36	F40	F48	F56	F60	F71	N60	N84	09G075	EMAS	EVS	RAS-EC	ST_TRW	ST_ZF	
1310488															3											
1310489															3		3									
1329304															3		3									
1329373	R	R	R	R	R	R	R	R	R	R	R	R		R	R		R									
1329374	R	R	R	R	R	R	R	R	R	R	R	R		R	R		R									
1329376																3										
1329404																							1			
1329405																							1			
1329406																					1	1				
1329410																							1			
1329424													R		R											
1329425	R	R	R	R	R	R	R	R	R	R	R	R		R		R					R					
1329426	1	1	1	1	1	1	1	1	1	1	1	1	1	1	1	1	1	1	1	1	1					
1329453																									1	
1329484														1												
1329485												1														
1394115																							2			
1451993														3												
1451994																3										
1452749	R		R		R																R					
1453123												3														
1453127								3		3																
1453134								3		3																
1453142																								2		
1453146																								2		

7

DAF no.	F45	F55	LF45	LF55	F65	F75	F85	65CF	75CF	85CF	CF65	CF75	CF85	F95	95XF	XF95	Page
1310488		3															179
1310489	3	3															179
1329304	3	3															179
1329373	R	R		R	R	R	R	R	R	R	R	R	R	R	R	R	179
1329374	R	R		R	R	R	R	R	R	R	R	R	R	R	R	R	180
1329376				3													180
1329404						1	1		1	1							180
1329405						1	1		1	1							180
1329406							1		1	1		1	1	1		1	181
1329410						1	1		1	1							181
1329424	R	R															181
1329425	R	R	R	R	R	R	R	R	R	R	R	R	R	R	R	R	181
1329426	1	1	1	1	1	1	1	1	1	1	1	1	1	1	1	1	182
1329453					1	1	1	1	1	1	1	1	1	1	1	1	182
1329484			1														182
1329485			1														182
1394115						2	2		2	2							183
1451993			3														183
1451994				3													183
1452749				R							R	R	R				183
1453123			3														184
1453127												3	3			3	184
1453134												3	3			3	184
1453142				2													184
1453146				2													185

0192506


Driver for fitting steering box worm shaft seal



0192506

0192507

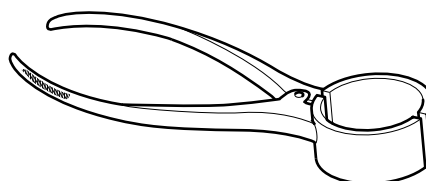
Guide sleeve for fitting steering box worm shaft seal



0192507

0192508

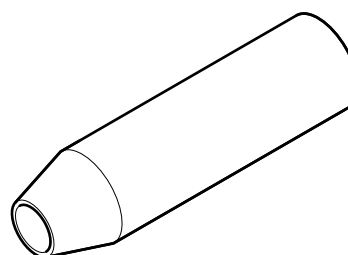
Pliers for fitting sealing rings to steering box worm shaft



0192508

0192509

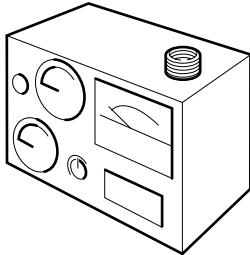
Protective sleeve for fitting sealing rings to steering box worm shaft



0192509

0484852

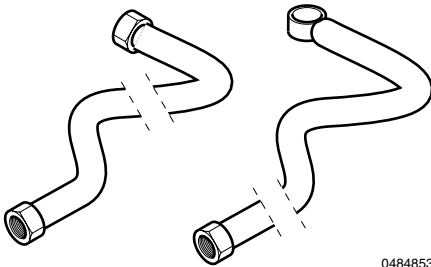
Test equipment for hydraulic steering control pressures
(i.c.w. 0484853)



0484852

0484853

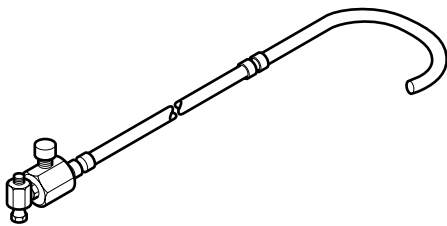
Test hoses for hydraulic steering control pressures
(i.c.w. 0484852)



0484853

0484857

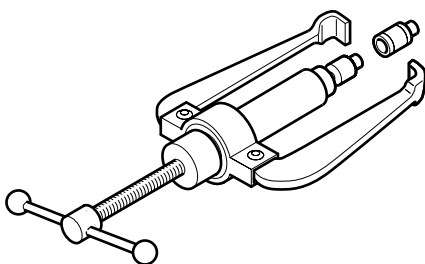
Steering pump test valve



0484857

0485022

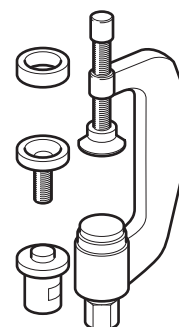
Hydraulic puller for pitman arm



0485022

0485211

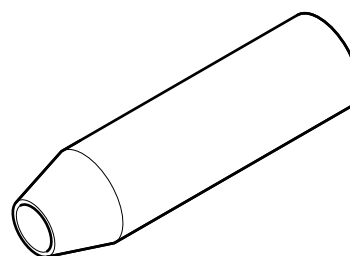
Steering ball joint play measuring tool (part of 1329426)



S700916

0485242

Protective sleeve for fitting sealing rings to steering box worm shaft

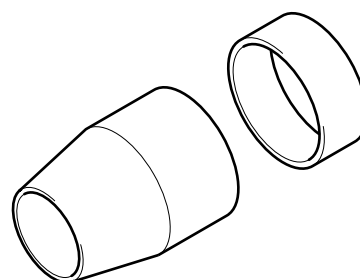


0485242

7

0485243

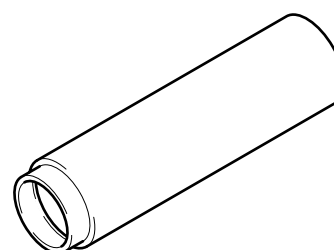
Guide sleeve for fitting steering box worm shaft seal



0485243

0485244

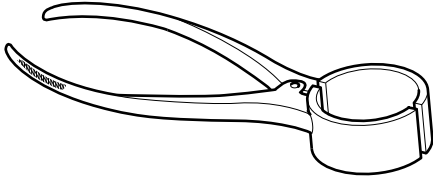
Driver for fitting steering box worm shaft seal



0485244

0485245

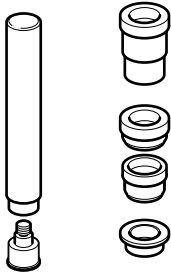
Pliers for fitting sealing rings to steering box worm shaft



0485245

0499801

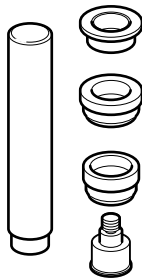
Driving tool for king pin bushes



0499801

0499803

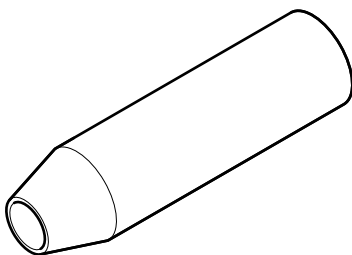
Driving tool for king pin bushes



0499803

0535498

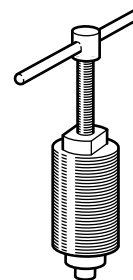
Guide sleeve for fitting steering box worm shaft seal



0535498

0535891

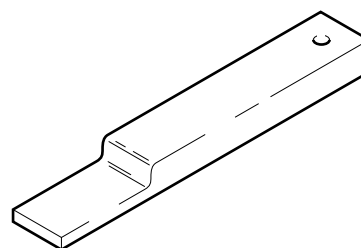
Universal puller (i.c.w. 0694767, 0694786, 0694916)



0535891

0535996

Gauge for limiting maximum steering angle

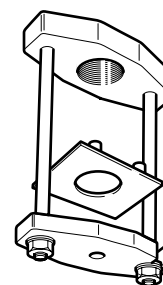


0535996

7

0694767

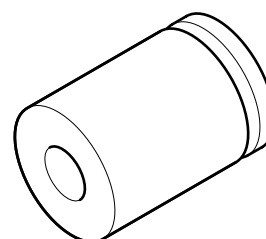
King-pin puller (i.c.w. 0535891)



0694767

0694786

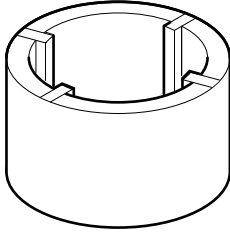
Pitman arm puller adapter (i.c.w. 0535891, 0694916)



0694786

0694821

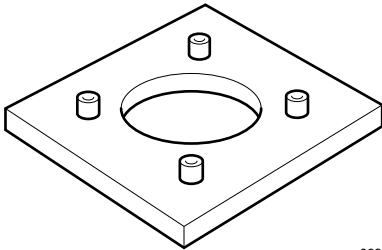
Auxiliary pitman arm nut spanner



0694821

0694823

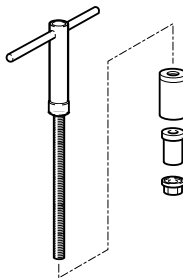
Centring plate (part of 0694767)



0694823

0694827

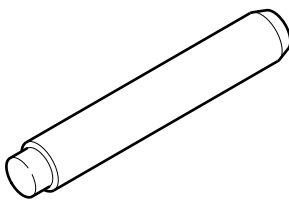
Puller for removing and installing swivel axle needle bearings



0694827

0694834

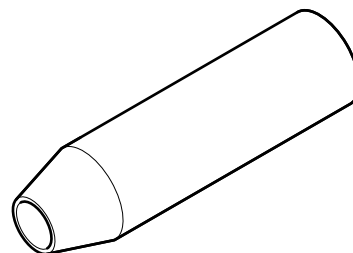
Driver for fitting steering box worm shaft needle bearings



0694834

0694840


Protective sleeve for fitting steering box output shaft sealing rings



0694840

0694916

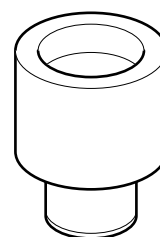
Pitman arm puller (i.c.w. 0535891, 0694786)



0694916

0694919

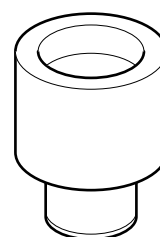
Pivot 27 mm (i.c.w. 0694767)



0694919

0694920

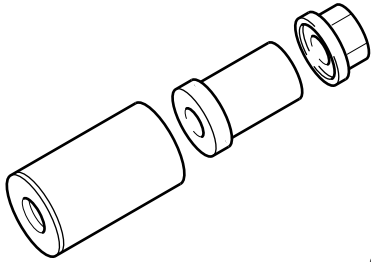
Pivot 33 mm (i.c.w. 0694767)



0694920

0694937

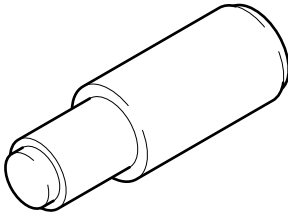
Additional tool unit for swivel axle needle bearing puller
(i.c.w. 0694827)



0694937

0694968

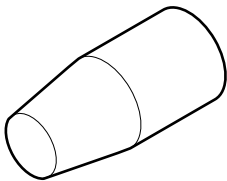
Driving tool for removing steering pump bearing



0694968

0694969

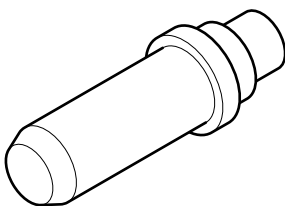
Protective sleeve for fitting steering pump oil seal



0694969

0694970

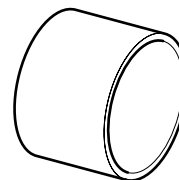
Steering pump shaft bearing/seal installer



0694970

0694975

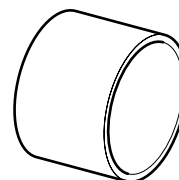
Driver for fitting steering box bearing races



0694975

0694977

Driver for fitting steering box bearing races

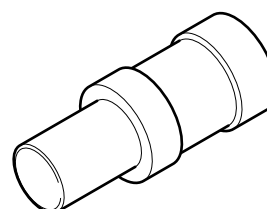


0694977

7

0694989

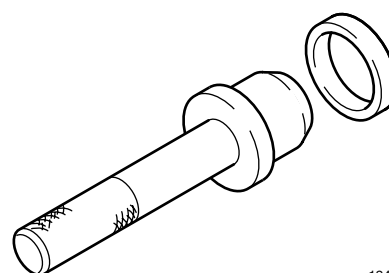
Pin 10 mm (part of 0694783)



0694989

1240094

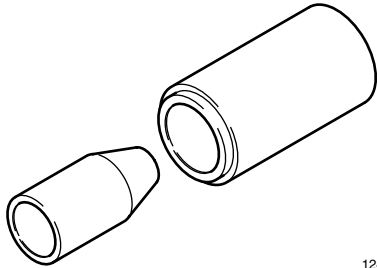
Driving tool for fitting steering box output shaft seal



1240094

1240095

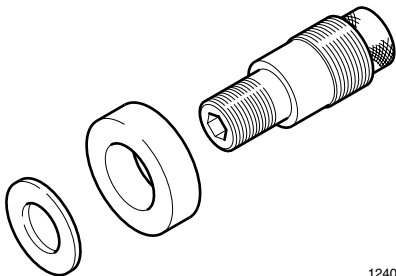
Driving tool and guide bush for fitting steering box input shaft seal



1240095

1240096

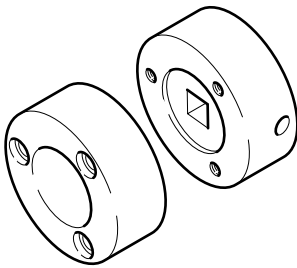
Plug to replace pressure limiting valve for carrying out internal leak test of steering box



1240096

1240097

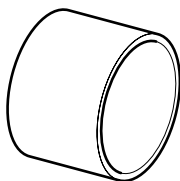
Spline socket for tightening steering box input shaft



1240097

1240478

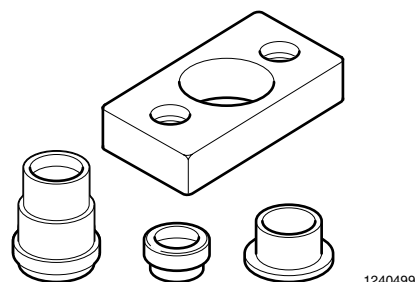
Driver for fitting steering box bearing races



1240478

1240499

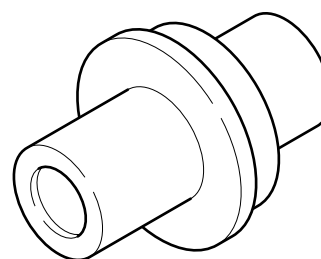
Puller for removing and installing swivel axle needle bearings



1240499

1310428

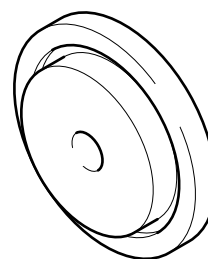
Needle bearing driving tool



1310428

7**1310430**


Front axle hub seal installer (i.c.w. 0499809)



1310430

1310431

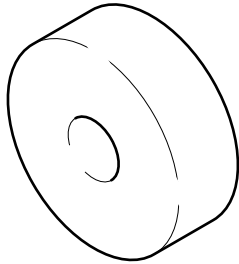
Front axle hub bearing installer (i.c.w. 0499809)



1310431

1310432

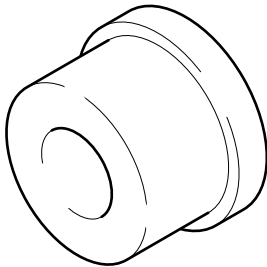
Hub bearing driving tool



1310432

1310433

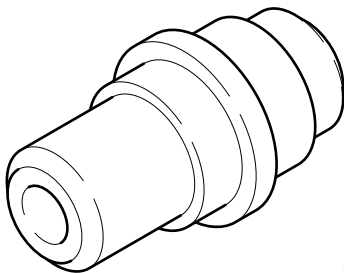
King pin needle bearing puller



1310433

1310434

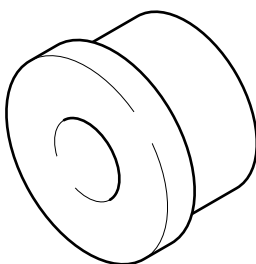
King pin needle bearing driving tool



1310434

1310435

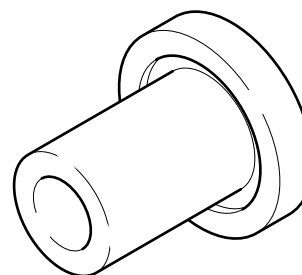
King pin needle bearing puller



1310435

1310436

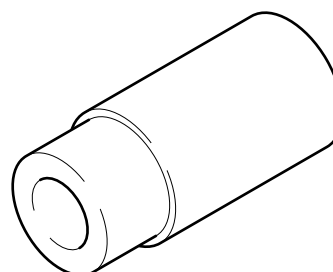
Driving tool for king pin bush



1310436

1310437


King pin bush puller



1310437

1310486

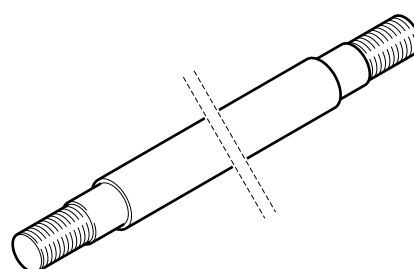
Pivot (i.c.w. 0694767)



1310486

1310487

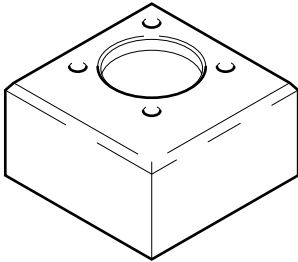
Pull rod (2x) (part of 0694767)



1310487

1310488

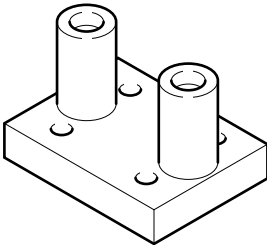
Centring plate (i.c.w. 0694767)



1310488

1310489

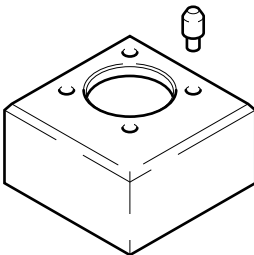
Centring plate (i.c.w. 0694767)



1310489

1329304

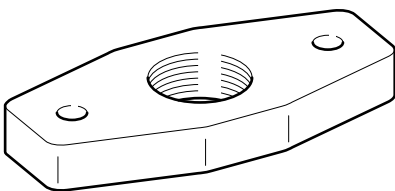
Centring plate (i.c.w. 0694767)



1329304

1329373

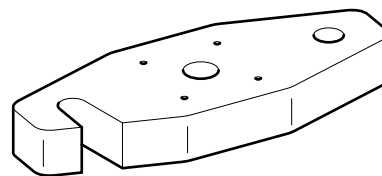
Upper plate (part of 0694767)



1329373

1329374

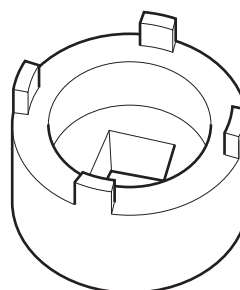
Lower plate (part of 0694767)



1329374

1329376

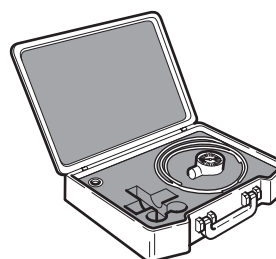
Socket for removing hub nut 70 mm



S700915

1329404

Accumulator testing/filling set (EVS)



1329404

1329405

Test box (EVS)



1329405

1329406

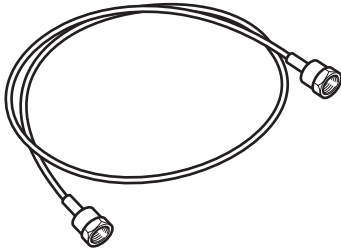
Pressure gauge, digital (EVS)



1329406

1329410

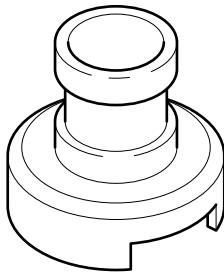
Drain hose (EVS)



1329410

1329424

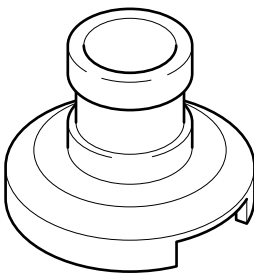
Steering ball joint play measuring tool adapter (part of 1329426)



1329424

1329425

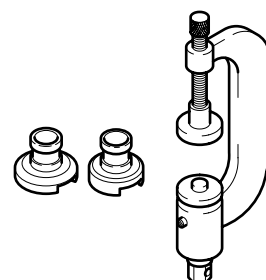
Steering ball joint play measuring tool adapter (part of 1329426)



1329425

1329426

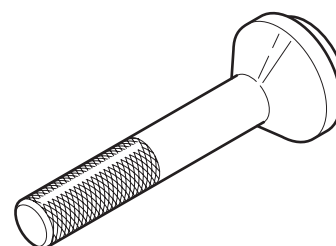
Steering ball joint play measuring tool (combination of tools 0485211 + 1329424 + 1329425)



1329426

1329453

Worm shaft seal punch (TRW)

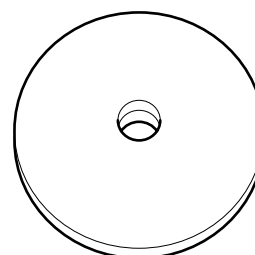


1329453

7

1329484

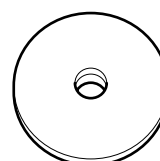
Punch for pressing in the front wheel hub seal (F48 front axle)



1329484

1329485


Punch for pressing in the front wheel hub seal (F36 front axle)



1329485

1394115

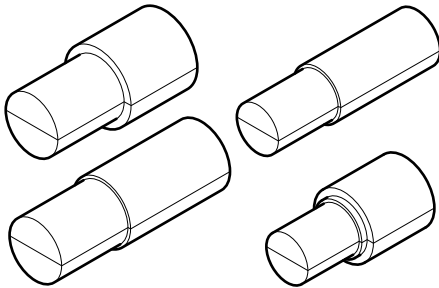
Plug adapter (EVS) (i.c.w. 1329405)



1394115

1451993

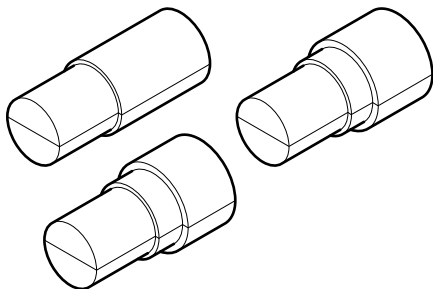
Set of ejector/pressing tools for king pin bushes (i.c.w. 0499809)



1451993

1451994

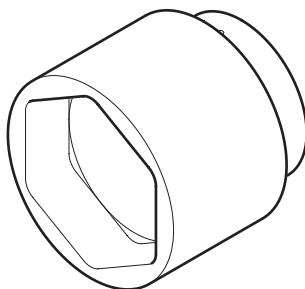
Set of ejector/pressing tools for king pin bushes (i.c.w. 0499809)



1451994

1452749

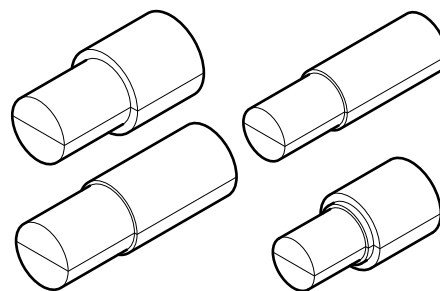
Socket for front axle 7.5 T 80-mm socket (i.c.w.1329467) (part of 132996)



1452749

1453123

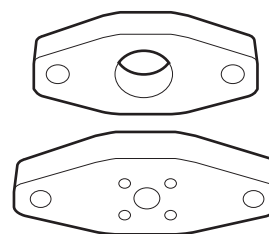
Set of ejector/pressing tools for king pin bushes (i.c.w. 0499809)



1453123

1453127

King pin puller adapter

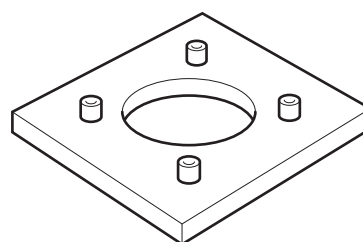


S700917

7

1453134

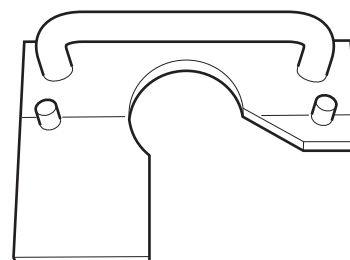
King pin puller centring plate



S700918

1453142

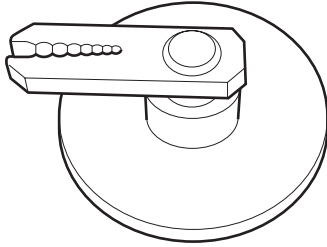
Adapter for adjusting angle sensor (RAS-EC)



S700919

1453146

Adapter for adjusting front axle angle sensor (RAS-EC)



S700920

USE OF TABLE OF CONTENTS

At the beginning of every group there is a table of contents containing the following columns:

- DAF code number of the special tool
- relevant vehicle series
- relevant main components or systems
- page number of the figure

If a tool is used for a main component, system or vehicle series, this is indicated by a code in the column (1-2-3-R).

This code has the following meaning:

- 1 - tool for carrying out maintenance work and repair work resulting from it.
- 2 - tool for frequently recurring work.
- 3 - tool for less frequently recurring work.
- R - replacement part of a tool.

Note:

If a special tool does not occur in the relevant section, look in group 0 (General).
The special tool in question is then one that occurs in several groups.

Explanations of the abbreviations used in the tables are:

09N075/09N220	Trailing rear axle in drum brake version
09N044	Leading rear axle (FTP vehicle type)

DAF no.	09N044	09N075	09N220	10.20	10.26	10.28	11.26	1132	1132T	1339	1346	1347	1354	1355T	5.10	5.12	5.14	7.18	7.20	8.20	09N044
0484820																3		3			
0484825																3		3			
0484910																		1	1	1	
0484915																		3			
0485164				1	1	1	1														
0485183																1	1	1			
0499804																1		1			
0499805																1	1	1	1	1	
0499806																		1			
0499807																1					
0535648			1																		
0535705													1	1							
0535901											3		3	3							
0535993														3							
0694790								3	3	3	3	3	3	3							
0694822		3	3					3	3	3	3	3									
0694826														3							
0694828													3	3							
0694836											1			1							
0694837														3							
0694887													3	3							
0694888											3										
0694893											3	3									
0694894								1	1	1	1	1									
0694895		1	1					1	1	1	1	1									
0694967											3										
0694973											1	1									
0694986										1											
0694987										3											
0694980				3	3		3	3	3	3	3	3									
1240087							3	3	3	3		3				3	3		3	3	
1240088													1								
1240089														1							
1240105									1												
1240106									1					1							
1240114									3												
1240117									1												
1240118									1												
1240119																			1	1	
1240120				1	1	1	1														
1240452								1													
1240453								3	3			3									
1310405				2															2	2	
1310406				3															3	3	
1310407				1															1	1	
1310408				3															3	3	
1310409				3															3	3	
1310410				3															3	3	

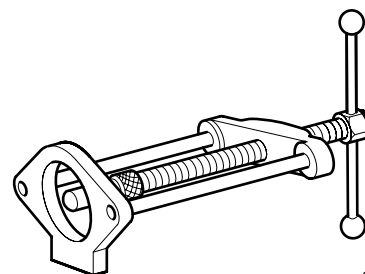
DAF no.	F45	F55	LF45	LF55	F65	F75	F85	65CF	75CF	85CF	CF65	CF75	CF85	F95	95XF	Page
0484820	3															192
0484825	3															192
0484910	1	1	1													192
0484915	3	3														192
0485164		1		1												193
0485183	1		1													193
0499804	1															193
0499805	1	1	1													193
0499806	1	1														194
0499807	1		1													194
0535648						1	1		1	1				1	1	194
0535705						1	1		1	1		1	1	1	1	194
0535901						3	3		3	3		3	3	3	3	195
0535993						3	3		3	3		3	3	3	3	195
0694790						3	3	3	3	3	3	3	3	3	3	195
0694822					3	3	3	3	3	3				3	3	195
0694826						3	3		3	3		3	3	3	3	196
0694828						3	3		3	3		3	3	3	3	196
0694836						1	1		1	1		1	1	1	1	196
0694837						3	3		3	3		3	3	3	3	196
0694887						3	3		3	3		3	3	3	3	197
0694888						3	3							3		197
0694893						3	3		3	3		3	3	3	3	197
0694894					1	1	1	1	1	1		1	1	1	1	197
0694895					1	1	1	1	1	1		1	1	1	1	198
0694967						3	3							3		198
0694973						1	1		1	1		1	1	1	1	198
0694986						1			1			1				198
0694987						3			3			3				199
0694980		3		3	3	3	3	3	3	3	3	3	3	3	3	199
1240087			3	3	3	3	3	3	3	3	3	3	3	3	3	199
1240088						1	1		1	1		1	1	1	1	199
1240089						1	1		1	1		1	1	1	1	200
1240105						1	1		1	1		1	1			200
1240106						1	1		1	1		1	1	1	1	200
1240114						3	3		3	3		3	3			200
1240117						1	1		1	1		1	1			201
1240118						1	1		1	1		1	1			201
1240119	1	1	1													201
1240120		1		1												201
1240452					1			1			1					202
1240453					3	3	3	3	3	3	3	3	3	3	3	202
1310405	2	2														202
1310406	3	3	3	3												202
1310407	1	1	1	1												203
1310408	3	3	3	3												203
1310409	3	3	3	3												203
1310410	3	3	3	3												203

DAF no.	09N044	09N075	09N220	10.20	10.26	10.28	11.26	1132	1132T	1339	1346	1347	1354	1355T	5.10	5.12	5.14	7.18	7.20	8.20	09N044		
1310411				3																3	3		
1310412				3																	3	3	
1310413				3																	3	3	
1310414				3																	3	3	
1310415				3																	3	3	
1310416				3																	3	3	
1310441					3		3																
1310443					3		3																
1310444					3		3																
1310446					1		1																
1310447				3	3		3															3	
1310448					3		3																
1310453																					1	1	
1310472		R	R																				
1310473		R	R																				
1310474		R	R																				
1310475		3	3																				
1329447				2	2		2	2	2	2		2						2				2	
1329451																3			3				
1329465				3	3		3																
1329466				3	3		3																
1329490				1	1																		
1329493								1	1	1		1	1	1									
1329497	1																						1
1329498	1																						1
1453122		3	3																				
1453141															1								
1453157				3	3		3									3	3			3	3		
1453173															3								
1453175															R								
1453176															R								

DAF no.	F45	F55	LF45	LF55	F65	F75	F85	65CF	75CF	85CF	CF65	CF75	CF85	F95	95XF	Page
1310411	3	3	3	3												204
1310412	3	3	3	3												204
1310413	3	3	3	3												204
1310414	3	3	3	3												204
1310415	3	3	3	3												205
1310416	3	3	3	3												205
1310441		3		3												205
1310443		3		3												205
1310444		3		3												206
1310446		1		1												206
1310447		3	3	3												206
1310448		3		3												206
1310453	1	1	1													207
1310472						R	R		R	R		R	R	R	R	207
1310473						R	R		R	R		R	R	R	R	207
1310474						R	R		R	R		R	R	R	R	207
1310475						3	3		3	3		3	3	3	3	208
1329447		2	2	2	2	2	2	2	2	2	2	2	2	2	2	208
1329451	3															208
1329465				3												208
1329466				3												209
1329490			1	1												209
1329493					1	1	1	1	1	1	1	1	1	1	1	209
1329497													1		1	209
1329498													1		1	210
1453122						3	3		3	3		3	3	3	3	210
1453141			1													210
1453157			3	3												210
1453173			3													211
1453175			R													211
1453176			R													211

0484820

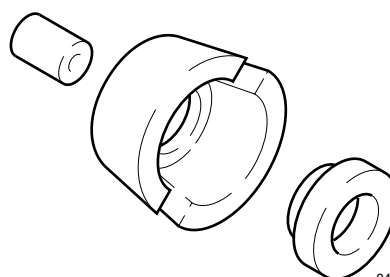
Hand-operated press, universal basic tool



0484820

0484825

Pinion shaft bearing driving tool (i.c.w. 0484820)

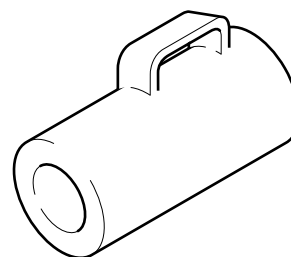


0484825

8

0484910

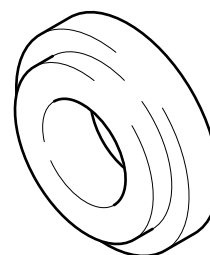
Driving tool bush for fitting hub seal wearing ring (i.c.w. 0484915)



0484910

0484915


Adapter for fitting hub seal wearing ring (i.c.w. 0484910)



0484915

0485164

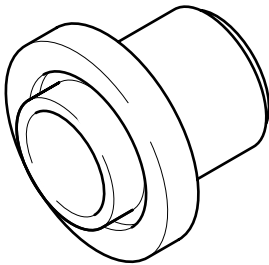
Hub nut wrench



0485164

0485183


Pinion seal driving tool



0485183

0499804


Hub puller



0499804

0499805

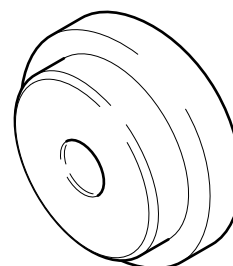
Hub nut wrench (supersedes 0484961)



0499805

0499806

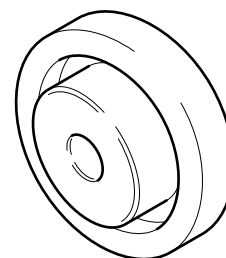
Hub seal ring driving tool (i.c.w. 0499809)



0499806

0499807

Hub seal ring driving tool (i.c.w. 0499809)

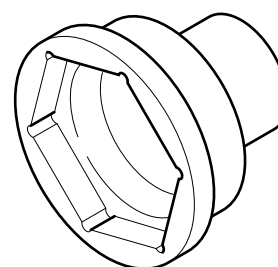


0499807

8

0535648

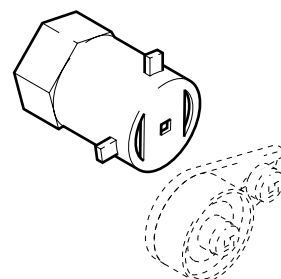
Hub nut wrench



0535648

0535705

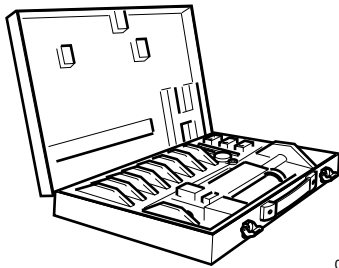
Hub nut wrench



0535705

0535901

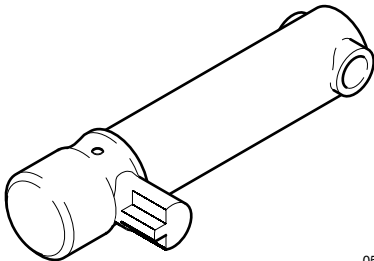
Setting tool for pinion fitting dimension (without micrometer gauge)



0535901

0535993

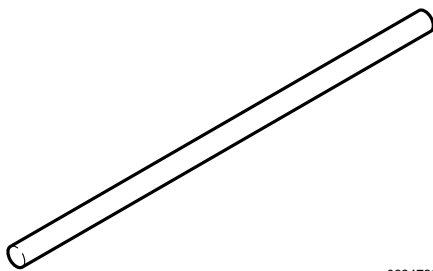
Adjusting nut wrench for satellite housing bearings (i.c.w. 0694790)



0535993

0694790

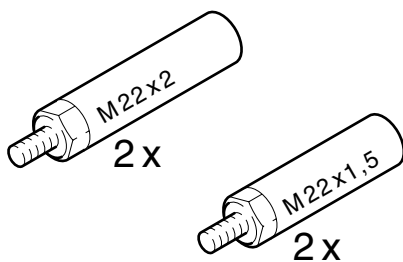
Pry bar



0694790

0694822

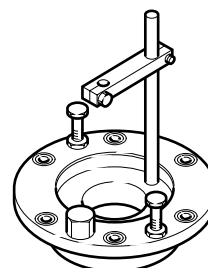
Extension pieces for wheel-bearing play inspection tool (i.c.w. 0535595)



0694822

0694826

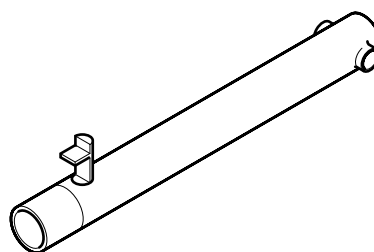
Adjusting tool for axial play of differential gear input shaft (without micrometer gauge)



0694826

0694828

Adjusting nut wrench for satellite housing bearings (i.c.w. 0694790)

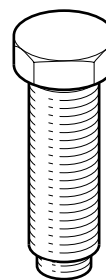


0694828

8

0694836

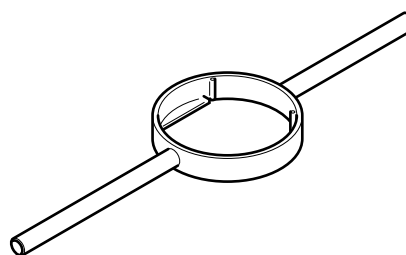
Lock bolt for differential lock



0694836

0694837

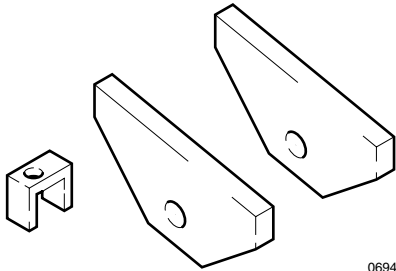
Pinion shaft gear locking tool



0694837

0694887

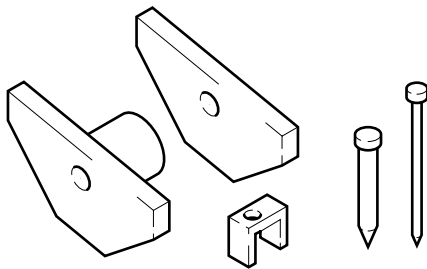
Extension set for setting tool for pinion fitting dimension
(i.c.w. 0535901)



0694887

0694888

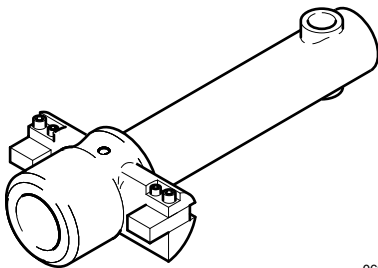
Extension set for setting tool for pinion fitting dimension
(i.c.w. 0535901)



0694888

0694893


Shoulder bearing adjusting nut wrench (i.c.w. 0694790)



0694893

0694894

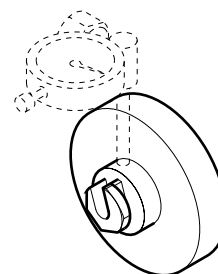
Hub nut wrench



0694894

0694895

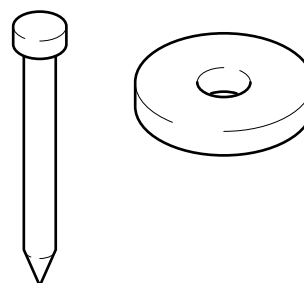
Adapter for wheel-bearing play inspection tool (i.c.w. 0535595; without micrometer gauge)



0694895

0694967

Extension set for setting tool for pinion fitting dimension (i.c.w. 0535901)

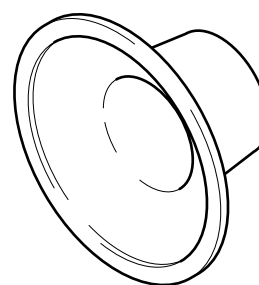


0694967

8

0694973

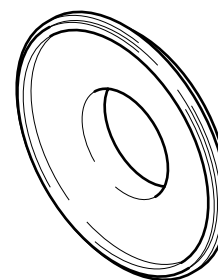
Pinion housing seal driving tool



0694973

0694986

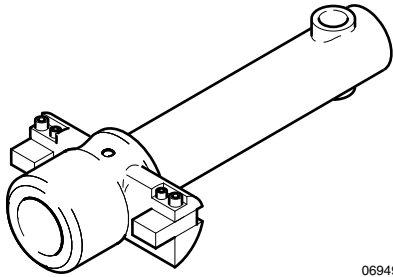
Pinion housing seal driving tool



0694986

0694987

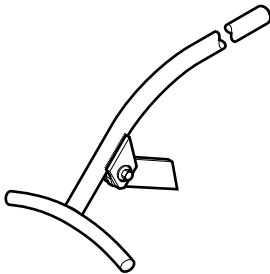
Adjusting nut wrench for satellite housing bearings
(i.c.w. 0694790)



0694987

0694980

Halfshaft ejector tool



0694980

1240087

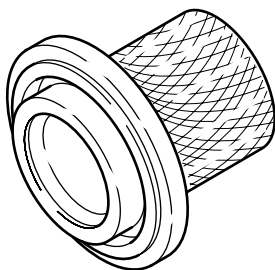
Measuring tool for pinion fitting dimension



1240087

1240088

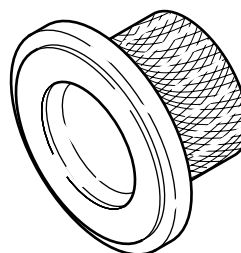
Pinion housing seal driving tool



1240088

1240089

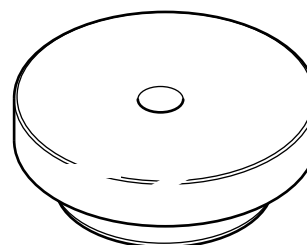
Pinion housing seal driving tool



1240089

1240105

Driving tool for intermediate-axle differential input shaft seal (i.c.w. 0499809)

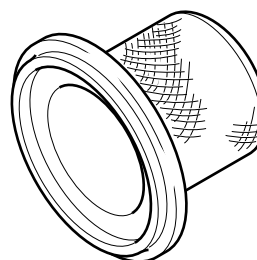


1240105

8

1240106

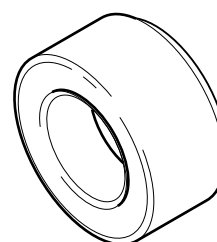
Intermediate-axle differential output shaft seal driving tool



1240106

1240114


Dummy bearing for axial play of tandem differential input shaft



1240114

1240117

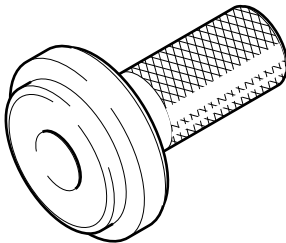
Intermediate-axle differential output shaft oil seal driving
tool



1240117

1240118

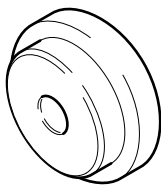
Intermediate-axle differential output shaft oil seal driving
tool



1240118

1240119

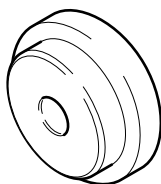
Rear axle hub oil seal driving tool (i.c.w. 0484910)



1240119

1240120

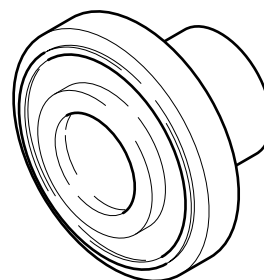
Rear axle hub oil seal driving tool (i.c.w. 0484910)



1240120

1240452

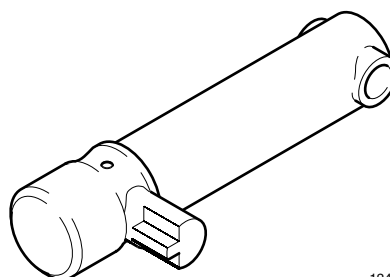
Pinion housing seal driving tool



1240452

1240453

Adjusting nut wrench for satellite housing bearings
(i.c.w. 0694790)

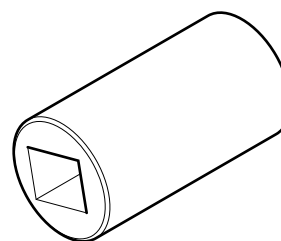


1240453

8

1310405

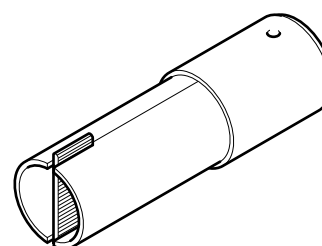
Pinion nut socket



1310405

1310406

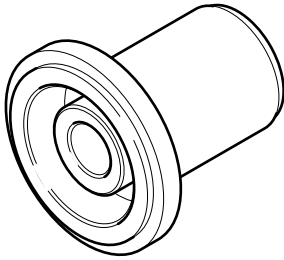
Inspection tool for differential road drag



1310406

1310407

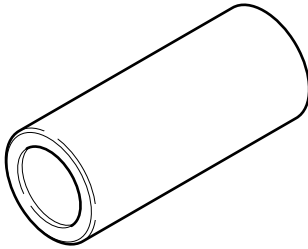
Pinion oil seal driving tool



1310407

1310408

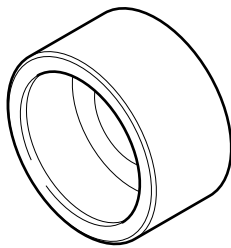
Inner bearing bush pinion driving tool



1310408

1310409

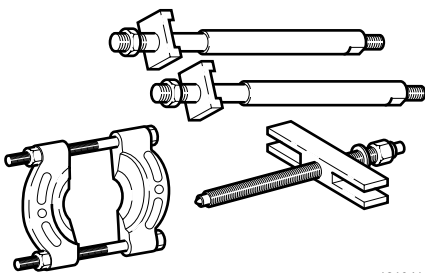
Inner shell pilot bearing pinion driving tool



1310409

1310410


Differential gear bearing extractor



1310410

1310411

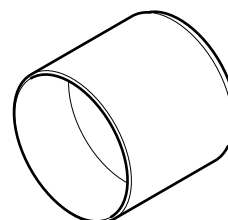
Differential gear bearing extractor (i.c.w. 1310410)



1310411

1310412

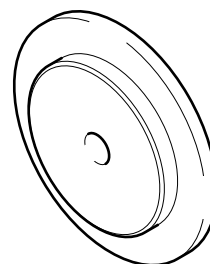
Differential housing bearing driving tool



1310412

1310413

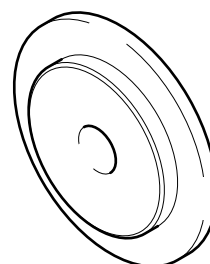
Pilot bearing pinion driving tool



1310413

1310414

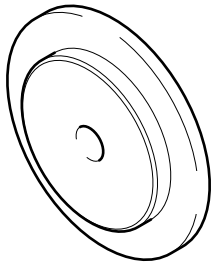
Pinion housing bearing driving tool



1310414

1310415

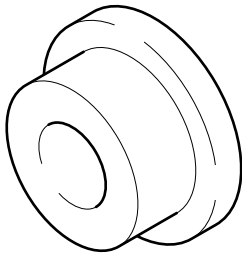
Pinion housing bearing driving tool



1310415

1310416

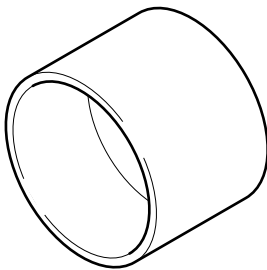
Driving tool for differential lock sleeve



1310416

1310441

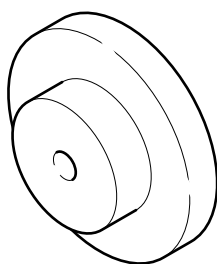
Differential housing bearing driving tool



1310441

1310443

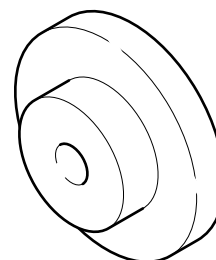
Differential bearing driving tool



1310443

1310444

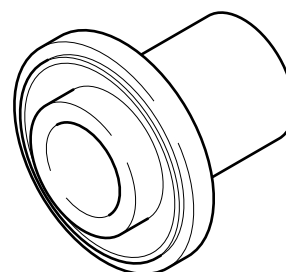
Differential bearing driving tool



1310444

1310446

Pinion seal driving tool

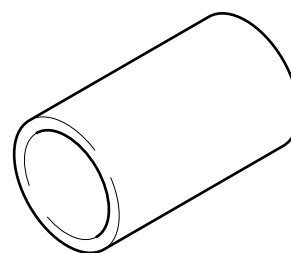


1310446

8

1310447

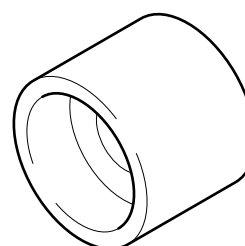
Pinion bearing driving tool



1310447

1310448


Pilot bearing pinion driving tool



1310448

1310453

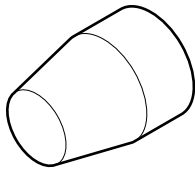
Rear axle hub oil seal driving tool



1310453

1310472

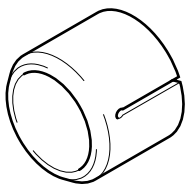
Guide sleeve (part of 1310475)



1310472

1310473

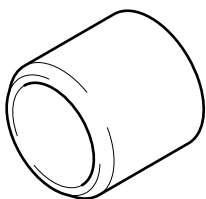
Driving tool (part of 1310475)



1310473

1310474

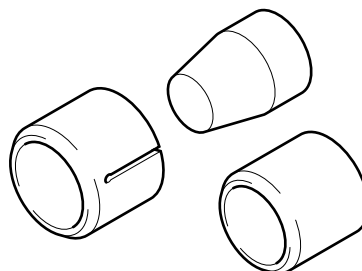
Pressure sleeve (part of 1310475)



1310474

1310475

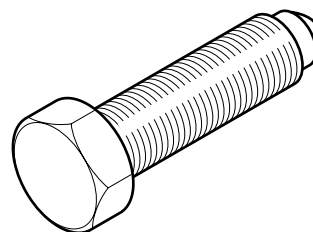
Mounting tool for trailing axle lifting device hydraulic cylinder sealing ring



1310475

1329447

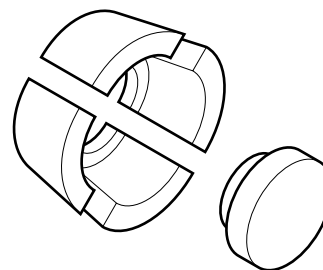
Lock bolt for differential lock



1329447

8**1329451**

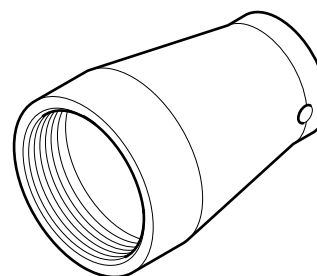
Shoulder bearing puller adapter (i.c.w. 0484820)
(supersedes 0484826)



1329451

1329465

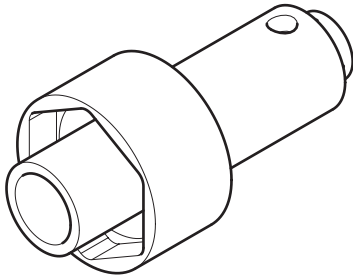
Guide sleeve for disassembly/assembly of rear axle hub
LF class 3



1329465

1329466

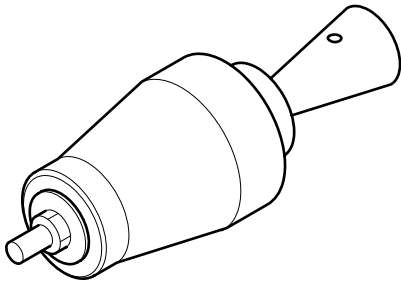
Hub nut wrench for rear axle, width across flats 105



1329466

1329490

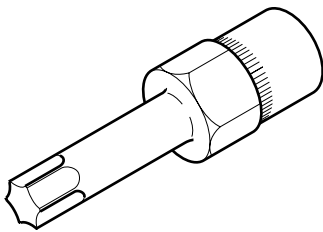
Rear axle guide sleeve (10 tonnes)



1329490

1329493

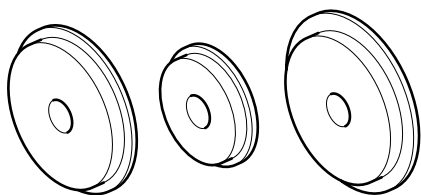
Torx T70 for removing/fitting hub drain plug i.c.w. lightweight metal rims



1329493

1329497

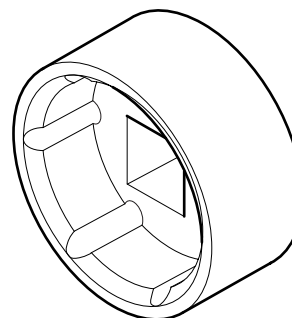
Disassembly and assembly tools for FTP hub seal



1329497

1329498

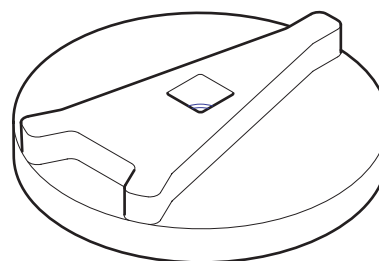
Disassembly and assembly socket wrench for FTP hub cap



T1329498

1453122

Adjusting nut wrench for leaf-sprung trailing axle

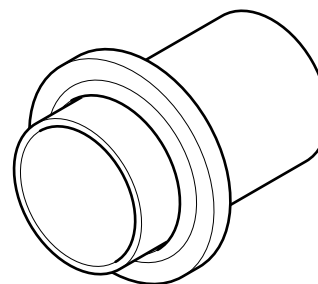


T1453122

8

1453141

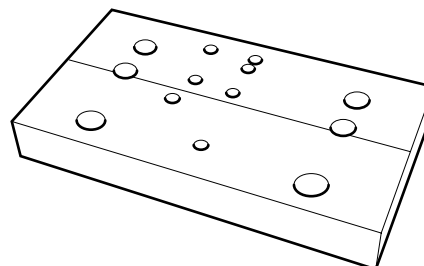
Seal mounting tool



A800503

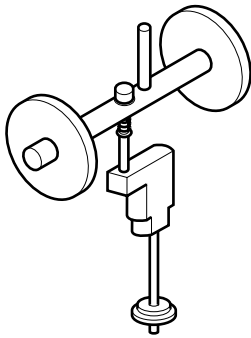
1453157

Pinion fitting dimension measuring tool (i.c.w. 1240087)



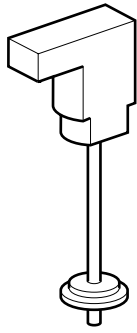
A800502

1453173
Adjusting tool kit




T00103

1453175
Dummy pinion



T00103

1453176
Pinion depth bridge gauge



A800504

USE OF TABLE OF CONTENTS

At the beginning of every group there is a table of contents containing the following columns:

- DAF code number of the special tool
- relevant vehicle series
- relevant main components or systems
- page number of the figure

If a tool is used for a main component, system or vehicle series, this is indicated by a code in the column (1-2-3-R).

This code has the following meaning:

- 1 - tool for carrying out maintenance work and repair work resulting from it.
- 2 - tool for frequently recurring work.
- 3 - tool for less frequently recurring work.
- R - replacement part of a tool.

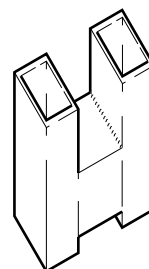
Note:

If a special tool does not occur in the relevant section, look in group 0 (General).
The special tool in question is then one that occurs in several groups.

DAF no.	F55	LF55	F65	F75	F85	65CF	75CF	85CF	CF65	CF75	CF85	F95	95XF	XF95	Page
0694944			3	3	3							3			214
0694948			1	1	1	1	1	1	1	1	1	1	1	1	214
0694949			1	1	1	1	1	1	1	1	1	1	1	1	214
0694950			1	1	1	1	1	1				1	1		214
0694951			1	1	1	1	1	1				1	1		215
1310426		R	R	R	R	R	R	R	R	R	R	R	R	R	215
1310470		R	R	R	R	R	R	R	R	R	R	R	R	R	215
1310471		R	R	R	R	R	R	R	R	R	R	R	R	R	215
1310476		1	1	1	1	1	1	1	1	1	1	1	1	1	216
1310478	3														216
1310479		1	1	1	1	1	1	1	1	1	1	1	1	1	216
1310480		R	R	R	R	R	R	R	R	R	R	R	R	R	216
1310481		R	R	R	R	R	R	R	R	R	R	R	R	R	217
1310482		R	R	R	R	R	R	R	R	R	R	R	R	R	217
1310483		R	R	R	R	R	R	R	R	R	R	R	R	R	217
1329348	3														217
1329396	3														218
1329397	3														218
1329398	3														218

0694944

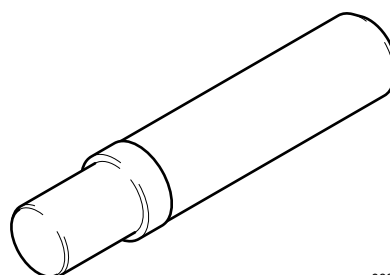
ECAS adjustment blocks



0694944

0694948

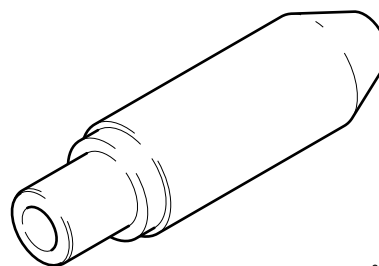
Driving tool for leaf suspension shackle pin bearing bushes



0694948

0694949

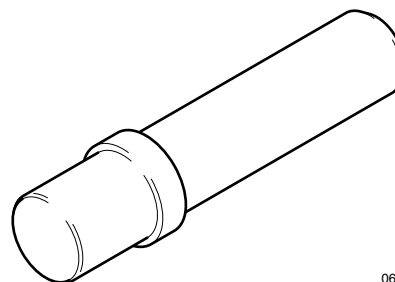
Driving tool for leaf suspension shackle bushes



0694949

0694950

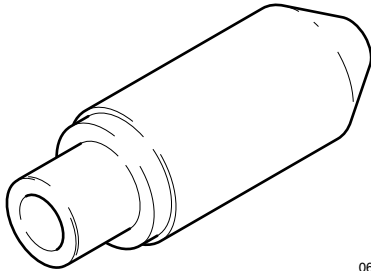
Driving tool for leaf suspension shackle pin bearing bushes



0694950

0694951

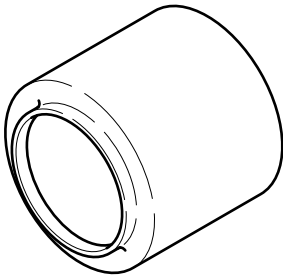
Driving tool for leaf suspension shackle bushes



0694951

1310426

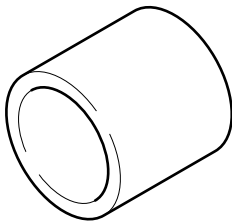
Guide sleeve (part of 1310476)



1310426

1310470

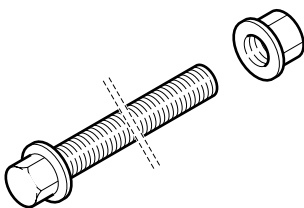
Bush (part of 1310476)



1310470

1310471

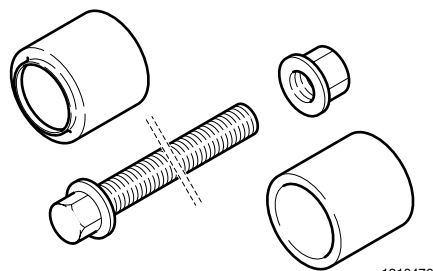
Threaded spindle (part of 1310476)



1310471

1310476

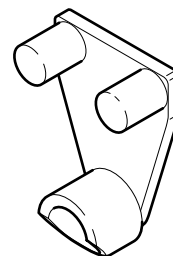
Front axle stabiliser silent block puller



1310476

1310478

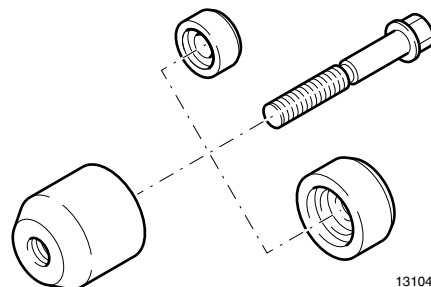
ECAS adjustment block 55 serie (up to 15 tonnes, up to chassis no. L155144)



1310478

1310479

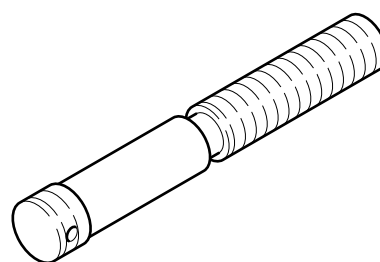
Rear axle stabiliser silent block puller



1310479

1310480

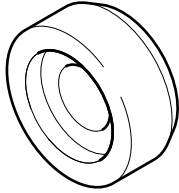
Threaded spindle (part of 1310479)



1310480

1310481

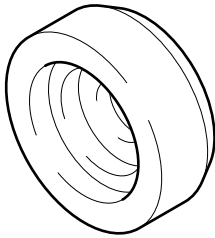
Thrust piece (part of 1310479)



1310481

1310482

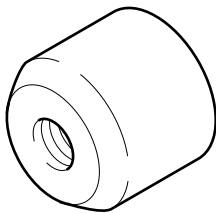
Thrust piece (part of 1310479)



1310482

1310483

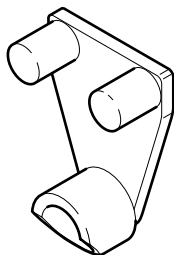
Bush (part of 1310479)



1310483

1329348

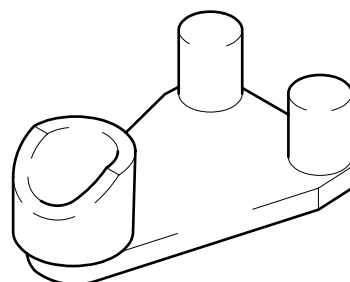
ECAS adjustment block 55 series FT (17/18-tonne vehicles)



1329348

1329396

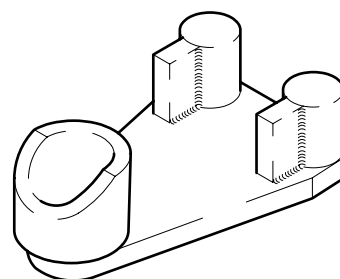
ECAS adjustment block 55 serie (up to 15 tonnes, from chassis no. L155144)



1329396

1329397

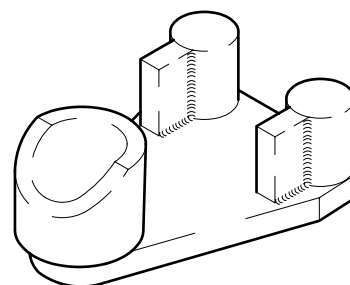
ECAS adjustment block 55 serie (17/18 tonnes, from chassis no. L156575)



1329397

1329398

ECAS adjustment block 55 serie (17/18 tonnes, up to chassis no. L156575)



1329398

DAF no.	Page
0068325	38
0068326	38
0068327	38
0192492	120
0192494	12
0192496	120
0192506	166
0192507	166
0192508	166
0192509	166
0192536	82
0192537	82
0192538	82
0192539	82
0192540	83
0192541	83
0192542	83
0192544	83
0192545	84
0192546	84
0192547	84
0192548	84
0484800	38
0484820	192
0484825	192
0484829	132
0484840	150
0484845	150
0484852	167
0484853	167
0484857	167
0484899	12
0484910	192
0484915	192
0484938	150
0484966	85
0484977	12
0484978	85
0485022	167

DAF no.	Page
0485052	150
0485063	85
0485084	151
0485085	151
0485086	151
0485095	151
0485097	152
0485099	85
0485112	120
0485115	152
0485149	120
0485164	193
0485183	193
0485211	168
0485242	168
0485243	168
0485244	168
0485245	169
0499801	169
0499802	12
0499803	169
0499804	193
0499805	193
0499806	194
0499807	194
0499809	13
0499810	121
0499811	121
0499812	152
0499814	39
0499817	39
0499900	52
0535058	121
0535077	52
0535144	52
0535264	121
0535409	86
0535410	86
0535423	86

DAF no.	Page
0535498	169
0535551	52
0535594	53
0535595	13
0535598	53
0535606	53
0535625	53
0535626	13
0535629	54
0535630	54
0535631	54
0535632	54
0535633	55
0535648	194
0535653	13
0535654	152
0535655	55
0535659	86
0535662	87
0535684	55
0535699	55
0535703	87
0535705	194
0535712	122
0535755	56
0535788	87
0535790	87
0535793	88
0535817	88
0535832	14
0535891	170
0535898	88
0535901	195
0535928	88
0535932	89
0535937	56
0535947	153
0535987	56
0535993	195

DAF no.	Page
0535996	170
0664827	122
0689779	39
0694714	56
0694720	89
0694767	170
0694770	89
0694771	89
0694779	90
0694780	90
0694783	14
0694786	170
0694790	195
0694793	90
0694794	153
0694795	57
0694796	90
0694798	91
0694814	91
0694815	91
0694816	91
0694817	92
0694818	92
0694819	92
0694821	171
0694822	195
0694823	171
0694826	196
0694827	171
0694828	196
0694829	14
0694831	14
0694833	122
0694834	171
0694835	122
0694836	196
0694837	196
0694840	172
0694850	57

DAF no.	Page
0694858	92
0694887	197
0694888	197
0694889	57
0694892	57
0694893	197
0694894	197
0694895	198
0694899	58
0694903	93
0694912	58
0694914	58
0694916	172
0694919	172
0694920	172
0694921	58
0694923	59
0694925	123
0694928	15
0694929	39
0694931	40
0694937	173
0694940	132
0694941	132
0694942	59
0694943	40
0694944	216
0694948	216
0694949	216
0694950	216
0694951	217
0694952	59
0694953	132
0694954	133
0694955	133
0694956	133
0694957	133
0694958	134
0694959	134

DAF no.	Page
0694960	134
0694961	134
0694962	135
0694966	15
0694967	198
0694968	173
0694969	173
0694970	173
0694972	59
0694973	198
0694975	174
0694977	174
0694979	135
0694980	199
0694982	60
0694983	60
0694984	60
0694986	198
0694987	199
0694989	174
0694990	93
0694991	93
0694992	93
0694993	94
0694994	94
0694995	94
0694996	94
0694997	95
1240000	153
1240036	15
1240037	95
1240038	95
1240039	95
1240040	96
1240041	123
1240043	123
1240050	60
1240052	61
1240054	61

DAF no.	Page
1240056	123
1240057	124
1240058	135
1240059	135
1240060	136
1240061	136
1240062	136
1240063	136
1240064	137
1240065	137
1240066	40
1240067	40
1240068	137
1240069	137
1240070	138
1240071	138
1240072	138
1240073	61
1240074	15
1240075	124
1240077	124
1240079	41
1240080	61
1240081	62
1240082	96
1240083	96
1240084	138
1240085	139
1240087	199
1240088	199
1240089	200
1240090	62
1240094	174
1240095	175
1240096	175
1240097	175
1240098	16
1240099	96
1240100	97

DAF no.	Page
1240101	153
1240102	139
1240105	200
1240106	200
1240108	16
1240109	16
1240110	16
1240111	17
1240112	17
1240113	17
1240114	200
1240115	62
1240116	97
1240117	201
1240118	201
1240119	201
1240120	201
1240121	62
1240122	63
1240123	17
1240124	18
1240125	18
1240126	18
1240127	18
1240128	19
1240129	19
1240130	19
1240131	19
1240132	20
1240133	20
1240410	97
1240412	97
1240413	98
1240414	98
1240424	98
1240425	98
1240426	99
1240428	99
1240432	63

DAF no.	Page
1240437	139
1240442	63
1240443	63
1240444	41
1240445	20
1240450	41
1240452	202
1240453	202
1240458	41
1240460	99
1240466	99
1240469	100
1240470	100
1240473	100
1240474	100
1240476	64
1240477	64
1240478	175
1240482	101
1240483	101
1240486	101
1240491	101
1240493	42
1240497	102
1240498	102
1240499	176
1240500	20
1310400	139
1310401	140
1310402	42
1310403	42
1310404	154
1310405	202
1310406	202
1310407	203
1310408	203
1310409	203
1310410	203
1310411	204

DAF no.	Page
1310412	204
1310413	204
1310414	204
1310415	205
1310416	205
1310417	140
1310418	124
1310419	154
1310421	154
1310423	64
1310424	64
1310425	21
1310426	217
1310428	176
1310430	176
1310431	176
1310432	177
1310433	177
1310434	177
1310435	177
1310436	178
1310437	178
1310441	205
1310443	205
1310444	206
1310446	206
1310447	206
1310448	206
1310453	207
1310454	65
1310455	21
1310456	65
1310459	102
1310460	102
1310461	103
1310462	103
1310463	103
1310464	103
1310465	104

DAF no.	Page
1310466	104
1310467	104
1310468	104
1310469	105
1310470	217
1310471	217
1310472	207
1310473	207
1310474	207
1310475	208
1310476	218
1310477	21
1310478	218
1310479	218
1310480	218
1310481	219
1310482	219
1310483	219
1310484	140
1310486	178
1310487	178
1310488	179
1310489	179
1310490	21
1310491	22
1310492	22
1310493	22
1310494	22
1310495	23
1310496	105
1310497	105
1310498	105
1310499	106
1329300	65
1329301	65
1329304	179
1329305	23
1329306	66
1329307	66

DAF no.	Page
1329308	23
1329309	125
1329310	23
1329311	24
1329312	24
1329313	24
1329314	24
1329315	25
1329316	25
1329317	25
1329318	25
1329319	125
1329320	125
1329321	66
1329322	154
1329323	26
1329324	26
1329325	26
1329326	26
1329327	27
1329328	27
1329329	27
1329330	27
1329331	28
1329332	28
1329333	28
1329334	28
1329335	29
1329336	29
1329337	29
1329338	155
1329340	125
1329341	106
1329342	106
1329343	106
1329347	107
1329348	219
1329350	126
1329351	107

DAF no.	Page
1329352	107
1329353	107
1329354	108
1329355	108
1329356	108
1329358	108
1329359	109
1329360	109
1329361	109
1329363	109
1329364	110
1329367	140
1329368	66
1329370	67
1329371	29
1329372	30
1329373	179
1329374	180
1329376	180
1329382	67
1329383	67
1329384	67
1329385	68
1329386	68
1329392	141
1329394	68
1329395	68
1329396	220
1329397	220
1329398	220
1329399	126
1329400	141
1329401	42
1329402	69
1329403	126
1329404	180
1329405	180
1329406	181
1329410	181

DAF no.	Page
1329411	30
1329412	30
1329414	30
1329415	43
1329416	43
1329417	43
1329418	43
1329420	69
1329421	69
1329423	69
1329424	181
1329425	181
1329426	182
1329429	70
1329430	70
1329431	70
1329432	44
1329433	141
1329434	141
1329436	70
1329437	71
1329438	44
1329440	31
1329442	110
1329444	31
1329445	71
1329446	71
1329447	208
1329448	31
1329449	110
1329450	110
1329451	208
1329452	111
1329453	182
1329455	71
1329457	44
1329458	31
1329459	155
1329461	142

DAF no.	Page
1329462	142
1329464	155
1329465	208
1329466	209
1329467	32
1329468	32
1329469	155
1329470	32
1329471	44
1329473	126
1329475	72
1329476	127
1329477	72
1329478	72
1329479	32
1329480	45
1329482	33
1329483	33
1329484	182
1329485	182
1329486	45
1329487	45
1329488	111
1329490	209
1329492	45
1329493	209
1329494	156
1329495	156
1329496	33
1329497	209
1329498	210
1329499	33
1345135	142
1351061	142
1394115	183
1451970	156
1451971	156
1451972	157
1451973	157

DAF no.	Page
1451974	157
1451975	157
1451976	158
1451977	158
1451978	158
1451979	158
1451980	159
1451981	159
1451982	159
1451983	143
1451984	111
1451985	111
1451986	112
1451987	112
1451988	112
1451989	112
1451990	113
1451991	113
1451992	113
1451993	183
1451994	183
1451995	34
1451997	72
1452749	183
1453115	143
1453116	143
1453117	143
1453118	144
1453119	144
1453122	210
1453123	184
1453124	113
1453125	114
1453126	46
1453127	184
1453130	73
1453131	73
1453132	73
1453133	127

DAF no.	Page
1453134	184
1453137	144
1453138	114
1453139	73
1453140	159
1453141	210
1453142	184
1453143	114
1453145	114
1453146	185
1453148	115
1453150	34
1453151	127
1453153	34
1453154	115
1453155	74
1453156	74
1453157	210
1453173	211
1453175	211
1453176	211
1453177	144
1453178	145
1453179	74



